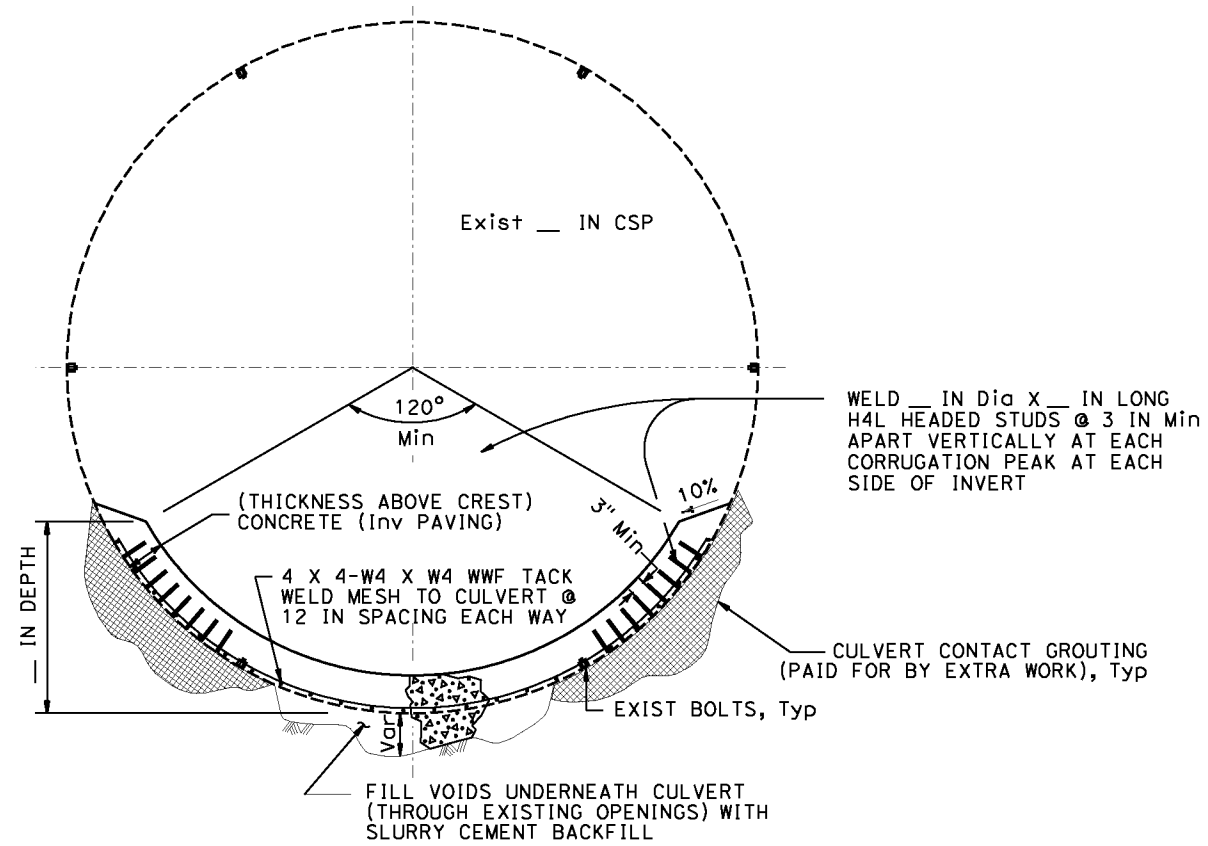


DIST	COUNTY	ROUTE	POST MILES TOTAL PROJECT	SHEET No.	TOTAL SHEETS
X	X	X	X	X	X

REGISTERED CIVIL ENGINEER	DATE
	X

PLANS APPROVAL DATE

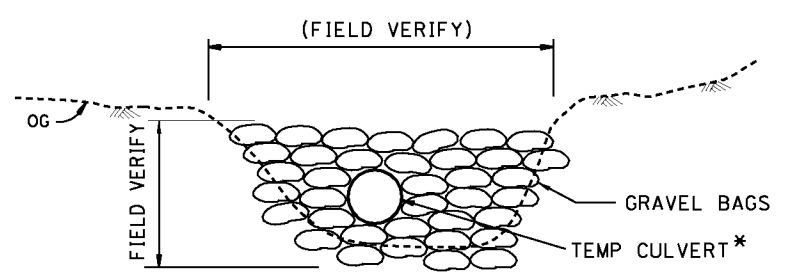
The State of California or its officers or agents shall not be responsible for the accuracy or completeness of electronic copies of this plan sheet.



CONSTRUCTION NOTES:

1. Welded wire fabric (WWF) shall be tied to studs or tack welded to culvert
2. The studs shall be placed 3 inches on center transversely (circumferentially)
3. The concrete shall be rounded with 3 inch radius on a 1:1 bevel at the inlet & outlet ends of the pipe

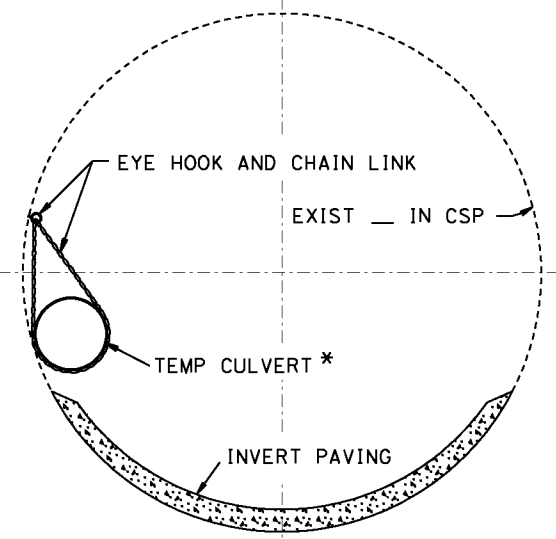
INVERT PAVING DETAIL



TEMPORARY GRAVEL BAG HEAD WALL AT INLET

Exact location & dimensions to be determined by the Engineer

* CONTRACTOR OPTION LOCATION AND SIZE



TEMPORARY CULVERT INSTALLATION IN CORRUGATED METAL PIPE

TEMPORARY DEWATERING DETAIL

STANDARD DRAWING	
FILE NO. xs17-060-2	APPROVAL DATE <u>July 2011</u>

STATE OF CALIFORNIA	DIVISION OF ENGINEERING SERVICES
DEPARTMENT OF TRANSPORTATION	

BRIDGE NO.	X
POST MILE	X

X	
CORRUGATED METAL CULVERT	
DETAILS FOR INVERT REPAIR	

USERNAME => \$USER DATE PLOTTED => \$DATE TIME PLOTTED => \$TIME