

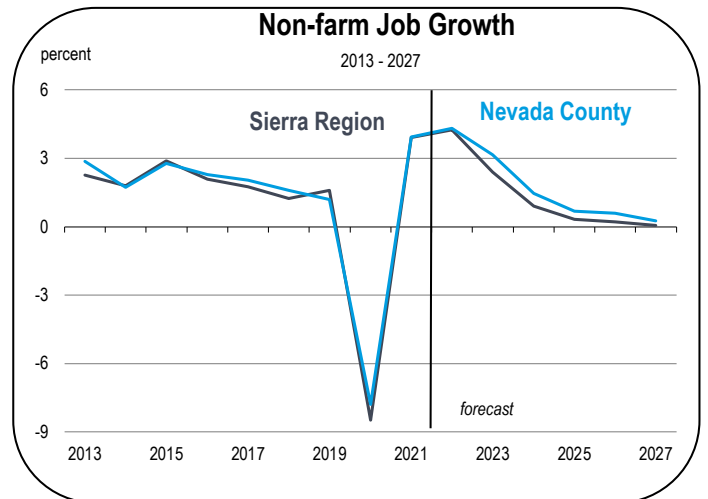
# Nevada County Economic Forecast

## Forecast Summary

- During 2021, 1,200 jobs were restored in Nevada county.
- A full labor market recovery from the 2020 pandemic recession is expected in 2022.
- Over the 2022-2027 forecast period, net employment in Nevada County is expected to increase by 3,300 jobs. Government, leisure services, professional business services, and healthcare will be responsible for most of these new jobs.
- The unemployment rate averaged 5.6 percent in 2021. It is forecast to average 3.5 in 2022 and 3.6 in 2023.
- The Nevada County population is expected to decline during the forecast period.
- The median home price increased by 16 percent in 2021. Home prices are expected to increase by 2.7 percent in 2022 and 3.3 percent in 2023.

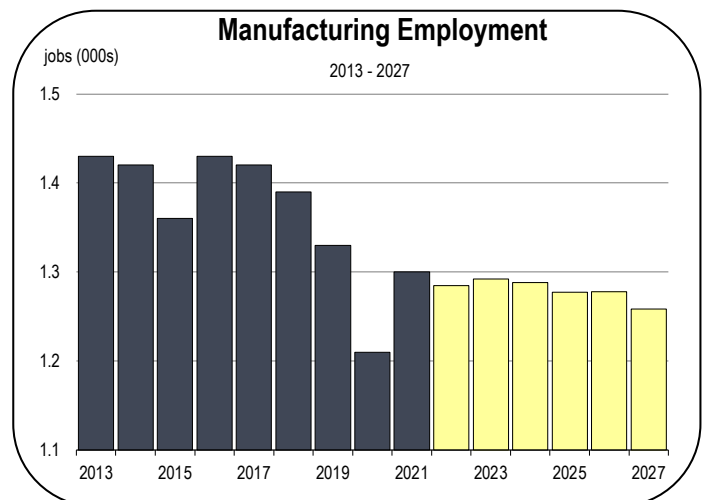
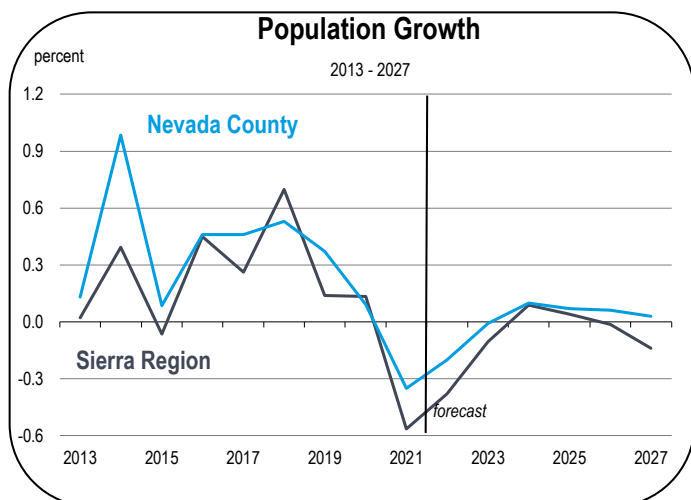
## Job Growth

- Total employment in Nevada County will expand by 4.3 percent in 2022 on an annual average basis.
- Between 2022 and 2027, job growth will average 2.0 percent per year.

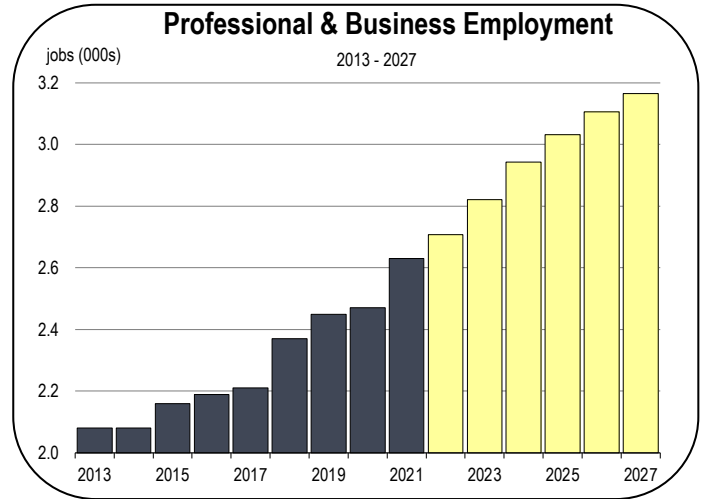
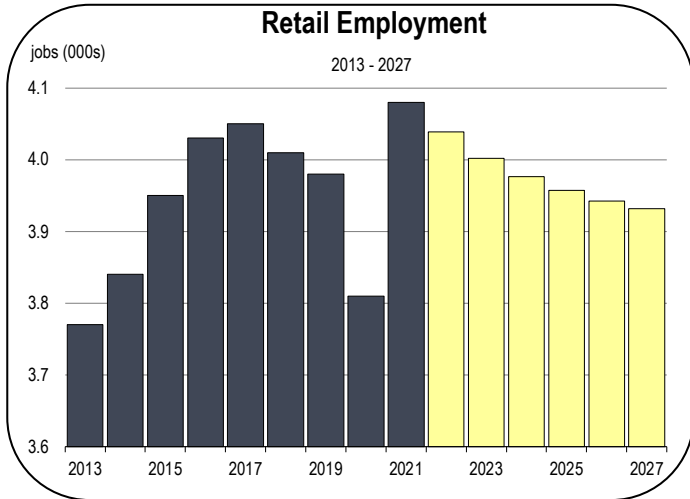


## Manufacturing Employment

- Employment in the Nevada County manufacturing sector had been relatively unchanged for several years before the onset of the Coronavirus Recession.
- Nevada County manufacturing activity is concentrated in industry segments with challenging business outlooks, including timber production and telecommunications equipment manufacturing.
- Over the long term, job growth is expected to be minimal.



# Nevada County Economic Forecast



## Retail Trade Employment

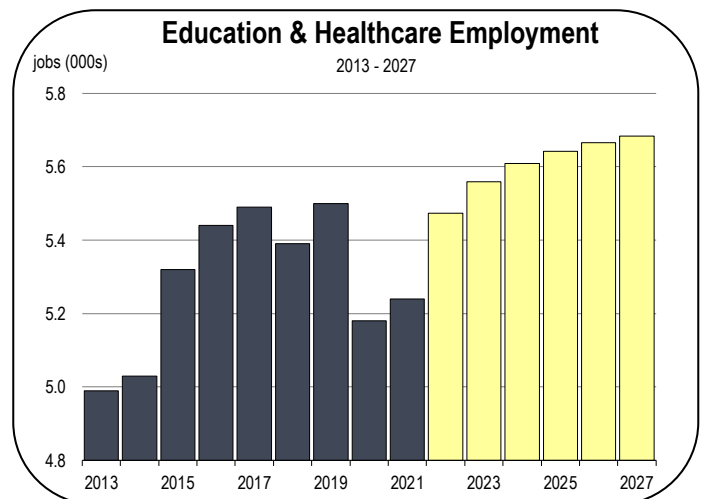
- The retail industry completely rebounded in 2021.
- Competition from online stores has led to lower levels of employment at local brick-and-mortar shops, and the transition to online shopping will lead to further consolidation of local retail jobs over the long-term.
- More than a quarter of all retail jobs in Nevada County can be found in a handful of companies, including:
  - BriarPatch Community Market
  - Kmart
  - Raley's
  - Safeway

## Private Education and Healthcare Employment

- Because a large share of the Nevada County population is in retirement age, the local economy has a meaningful number of jobs in nursing homes and senior centers.
- Over the next two years: 2022-2023 healthcare employment will rise by an estimated 330 positions.
- The largest healthcare employers in the county are:
  - Sierra Nevada Memorial Hospital (500-1,000 employees)
  - Tahoe Forest Health System (500-1,000 employees)
  - Golden Empire Nurse & Rehab (100-250 employees)
  - Spring Hill Manor (100-250 employees)
- In Nevada County, there very few jobs in private educational institutions (public schools are classified in the government sector).

## Professional and Business Services Employment


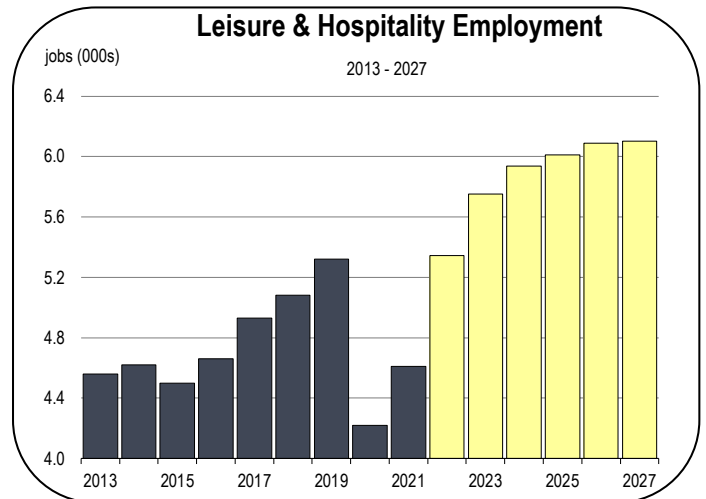
- The professional and business services sector added 160 jobs in 2021, another 70 jobs are expected to be added in 2022.
- Nevada County has a growing professional business services industry that will generate a meaningful number of jobs over the forecast period.
- Jobs in the professional business services sector tend to pay above average wages, and as it captures a rising share of the overall labor market, this industry will contribute to rising incomes in the county.



# Nevada County Economic Forecast

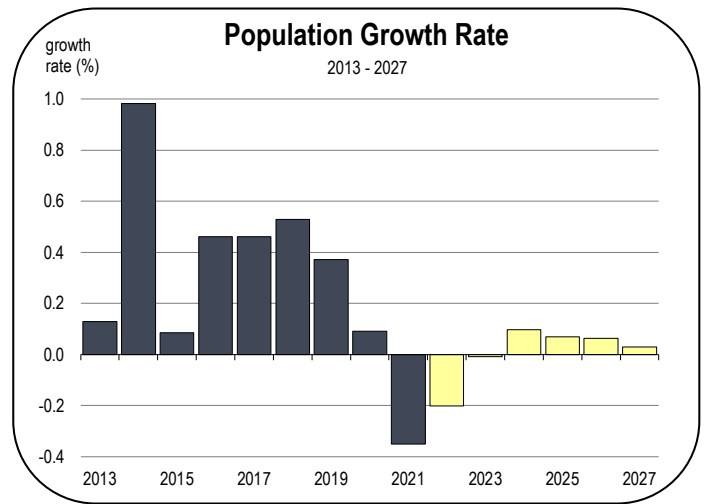
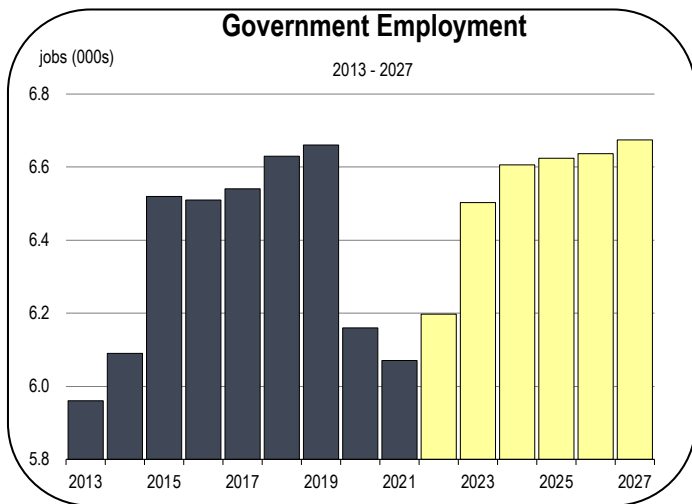
## Leisure and Hospitality Employment

- The Sierra Nevada Mountain Range is the largest tourism attraction in Nevada County, and the winter ski season is the peak for visitor traffic.
- Each year, thousands of skiers and snowboarders descend on Boreal Mountain Resort, which employs up to 1,000 workers during the winter months.
- Annual snowfall totals had been increasing in recent years, ultimately leading to a larger number of people traveling to Nevada County and generating higher levels of demand for leisure and hospitality workers.
- On an annual average basis, total employment increased by 400 jobs in 2021. Another 700 jobs are expected to be added in 2022, constituting a full labor market recovery.
- Tourism activity has returned to normal, and the local leisure and hospitality businesses has rehired staff and expanded employment levels. Ultimately however, this sector is dependent on snowfall totals which have been below normal the last two years, and competition from other resorts in the Tahoe basin.



Boreal Mountain Resort

# Nevada County Economic Forecast



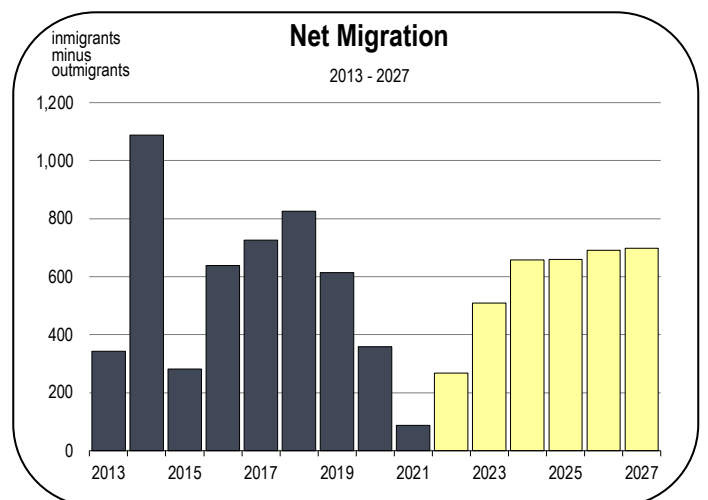
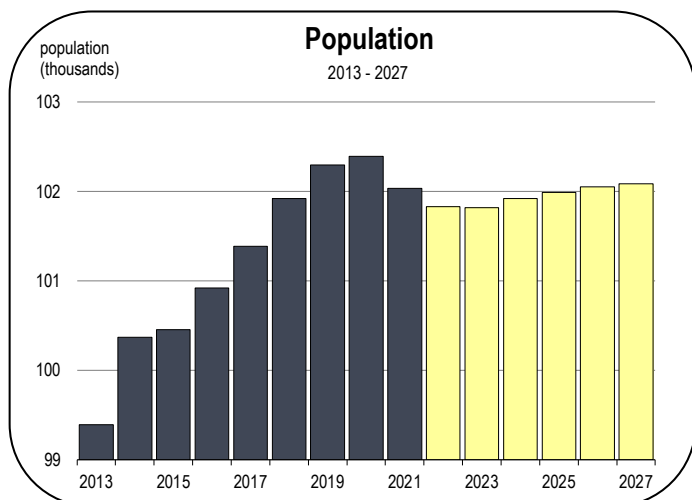
## Government Employment

- Government department employment was still contracting in 2021.
- In 2022, employment is expanding, and will rise by 120 jobs.
- Public school enrollments have been declining steadily since 2005. Consequently, there will be less demand for teachers and staff within K-12 schools over the forecast.
- A slow return to pre-pandemic employment levels is forecast for the public sector, but the government sector will not contribute significantly to labor market opportunities in Nevada County.

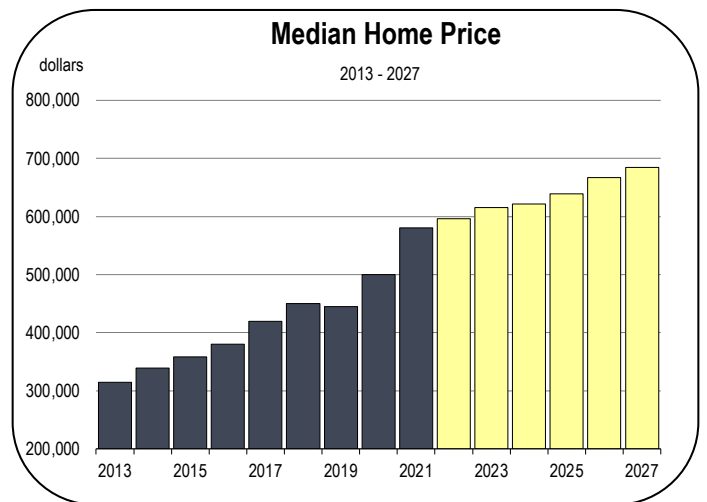
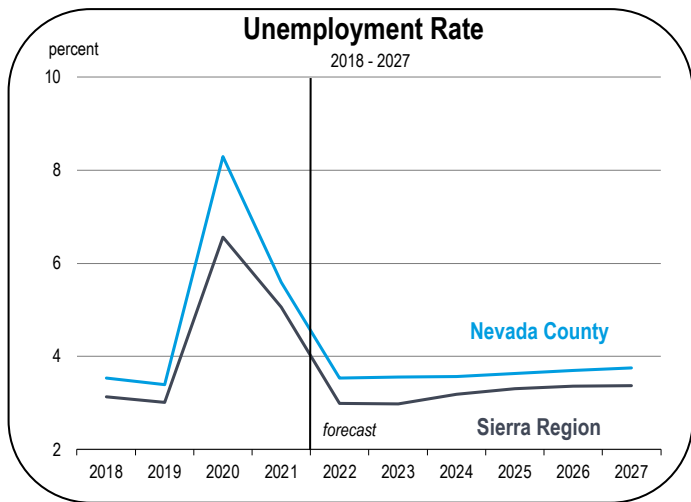
## Population Growth

- The Nevada County population grew relatively steadily between 2013 and 2021, but it is expected to decline sharply over the forecast period.

- The county's population is much older than the statewide average. As of 2020, more than 13 percent of Nevada County's population was age 75 or older, compared to just 7 percent of California's population.
- Because Nevada County has a high share of residents aged 75 and older, the number of deaths has begun to exceed the number of births.
- Between 2016 and 2021, there were 1,300 more deaths than births. Between 2022 and 2027, there are expected to be 2,700 more deaths than births.
- More people will move into the county than people who move out, but because deaths will outnumber births, the population will decline.



# Nevada County Economic Forecast



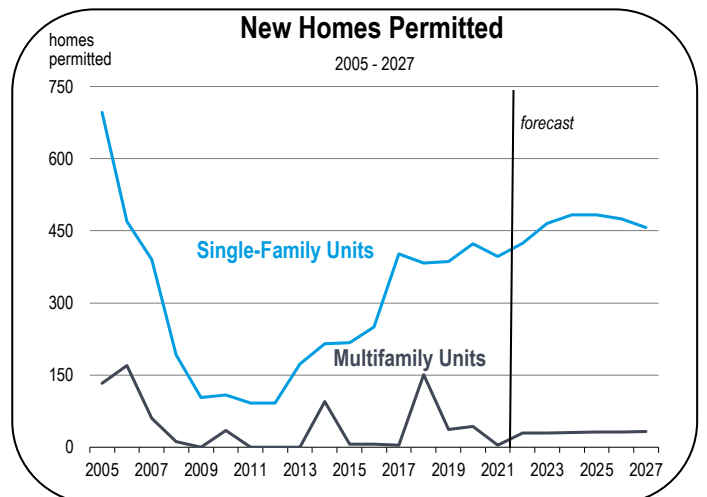
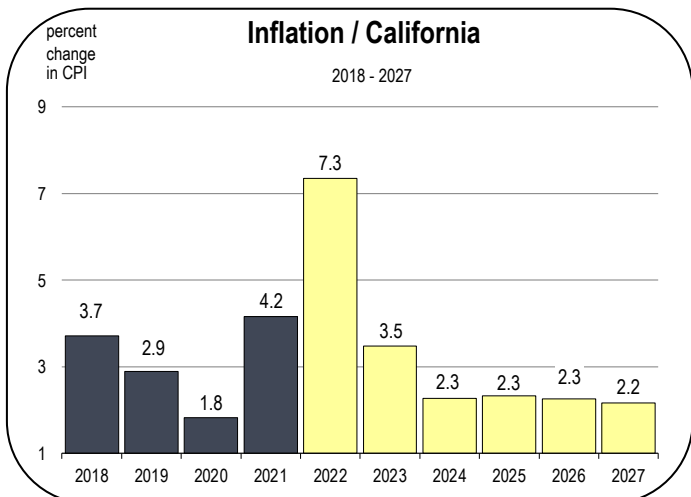
## Unemployment and Inflation Rates

- The unemployment rate in Nevada County averaged 5.6 percent in 2021.
- An unemployment rate below 5.0 percent signifies a fully employed labor force in Nevada County. The unemployment rate is expected to average 3.5 percent in 2022 and 3.6 percent in 2023.
- Inflation decelerated sharply in 2020, largely because energy prices declined when the demand for fuels plunged.
- Inflation soared in 2021 and is expected to remain elevated for several years.
- During 2022 and into 2023, there will be a number of factors that will contribute to higher inflation. The most prominent will be:
  - Record spending by consumers and the federal government during 2021 and 2022
  - Fractures in the global supply chain that raise the cost of production for many businesses
  - Sharp increases in the cost of housing and energy

- Labor market recruitment challenges that force companies to raise wages
- Combined, these factors have pushed inflation to its highest rate in 40 years. Ultimately, inflation reduces the purchasing power of households and negatively impacts consumer confidence, limiting the growth potential of the economy in 2022.
- However, inflation will begin to decelerate after 2022 as supply chains and the labor force are restored, eventually falling to below 3 percent again by 2024.

## Home Prices and New Housing Production

- In 2021 the median home price in Nevada County was \$580,000, advancing 16 percent from the median price prevailing in 2020.
- In 2021, prices continued to rise, peaking in April 2022. Since then, however, there has been a contraction in the price of homes selling. Nevertheless, the median price is forecast to rise 2 to 3 percent in 2022.



# Nevada County Economic Forecast

- Price appreciation will slow further in 2023, in tandem with all other California housing markets. The median value is forecast to settle around \$610,000.
- From 2015 to 2020, an average of 385 new homes were started per year in Nevada County. Virtually all were single-family homes.
- Housing production is expected to average 450 to 475 homes per year from 2021 to 2026, consisting mostly of single-family homes.
- Most of the development in the County is occurring near Nevada City and Truckee.
- One of the biggest Mixed-Use project going on in Nevada County is the Dorsey Marketplace. The development will be located between Dorsey Drive and Grass Valley highway in Grass Valley. Plans call for 172 apartments, approximately 105,000 square feet of retail space, and 8,500 square feet of office space.
- Plans for the Dorsey Marketplace were approved in April 2020, but litigation has delayed the project.
- The other biggest mixed-use development in Nevada County is the Loma Rica Ranch Development. Loma Rica Ranch is a 452-acre, mixed-use development that is currently under way. The development plans to incorporate 235 residential units, 51 will be single-family homes.
- The Loma Rica Ranch also has plans to for a neighborhood center, network of trails, and an organic farm. Phase one of construction has already begun.
- Principal projects in the Truckee pipeline:
  - Under Review
    - Soaring Ranch Phase 3 (109 multifamily units)
    - Truckee Springs Master Plan (40 single-family or 80 multifamily units)
    - Tahoe Donner Downhill Ski Lodge (24,490 sf building)
  - Approved
    - Frishman Hollow (68 mixed affordable income residential units)
    - Raley’s Grocery Store (40,000 sf store and 19,000 sf retail)
    - Estates Meadows (30 units, community building)

## Cannabis

- The Nevada County Board of Supervisors adopted a Cannabis Cultivation Ordinance in May 2019 allowing for commercial cannabis to be legally grown in the unincorporated areas of the county.
- The total canopy size of cannabis plantings is 18.7 acres. There were 112 cannabis permits issued and operating in 2021. The total estimated value of the 2021 crop was \$12,401,600.
- The value of the first crop in 2020, was similarly 12.0 million. Acreage planted and the harvest increased sharply in 2021 but cannabis prices have plunged since 2019, resulting in only a marginal gain in value from 2020 to 2021.



Soaring Ranch Phase 3

# Nevada County Economic Forecast

## Economic Indicators

## 2015-2021 History, 2022-2050 Forecast

|      | Population<br>(people) | House-<br>holds<br>(thousands) | Net<br>Migration<br>(people) | New Homes<br>Permitted<br>(homes) | Registered<br>Vehicles<br>(thousands) | Personal<br>Income<br>(billions) | Taxable<br>Retail<br>Sales<br>(millions) | Total<br>Taxable<br>Sales<br>(millions) | Real<br>Industrial<br>Production<br>(millions) | Real<br>per Capita<br>Income<br>(dollars) | Unemployment<br>Rate<br>(percent) | Real<br>Farm<br>Production<br>(millions) | Inflation<br>Rate<br>(percent) |
|------|------------------------|--------------------------------|------------------------------|-----------------------------------|---------------------------------------|----------------------------------|--|---|--|---|-----------------------------------|--|--------------------------------|
| 2015 | 100,456                | 41.9                           | 281                          | 223                               | 130                                   | \$5.5                            | \$0.9                                    | \$1.3                                   | \$341  | \$65,214                                  | 5.4                               | \$23                                     | 1.4                            |
| 2016 | 100,919                | 42.1                           | 639                          | 256                               | 134                                   | \$5.8                            | \$0.9                                    | \$1.3                                   | \$362  | \$66,645                                  | 4.8                               | \$24                                     | 2.3                            |
| 2017 | 101,384                | 42.2                           | 726                          | 406                               | 131                                   | \$5.9                            | \$1.0                                    | \$1.4                                   | \$376  | \$65,595                                  | 4.1                               | \$27                                     | 3.0                            |
| 2018 | 101,920                | 42.3                           | 825                          | 534                               | 132                                   | \$6.1                            | \$1.0                                    | \$1.4                                   | \$371  | \$65,126                                  | 3.5                               | \$28                                     | 3.7                            |
| 2019 | 102,298                | 42.5                           | 613                          | 423                               | 135                                   | \$6.3                            | \$1.1                                    | \$1.5                                   | \$336  | \$65,713                                  | 3.4                               | \$25                                     | 2.9                            |
| 2020 | 102,392                | 42.7                           | 358                          | 466                               | 133                                   | \$6.5                            | \$1.2                                    | \$1.7                                   | \$305  | \$65,746                                  | 8.3                               | \$21                                     | 1.8                            |
| 2021 | 102,033                | 42.9                           | 87                           | 401                               | 134                                   | \$6.8                            | \$1.3                                    | \$1.9                                   | \$317  | \$66,208                                  | 5.6                               | \$21                                     | 4.2                            |
| 2022 | 101,828                | 43.3                           | 267                          | 454                               | 135                                   | \$7.2                            | \$1.6                                    | \$2.2                                   | \$331  | \$66,102                                  | 3.5                               | \$24                                     | 7.3                            |
| 2023 | 101,820                | 43.6                           | 509                          | 494                               | 137                                   | \$7.6                            | \$1.6                                    | \$2.3                                   | \$332  | \$67,107                                  | 3.6                               | \$26                                     | 3.5                            |
| 2024 | 101,920                | 44.0                           | 657                          | 513                               | 139                                   | \$7.9                            | \$1.6                                    | \$2.3                                   | \$331  | \$68,214                                  | 3.6                               | \$28                                     | 2.3                            |
| 2025 | 101,990                | 44.4                           | 660                          | 514                               | 140                                   | \$8.2                            | \$1.6                                    | \$2.4                                   | \$329  | \$69,337                                  | 3.6                               | \$28                                     | 2.3                            |
| 2026 | 102,054                | 44.9                           | 690                          | 506                               | 141                                   | \$8.6                            | \$1.7                                    | \$2.4                                   | \$329  | \$70,498                                  | 3.7                               | \$28                                     | 2.3                            |
| 2027 | 102,084                | 45.3                           | 698                          | 490                               | 142                                   | \$8.9                            | \$1.7                                    | \$2.4                                   | \$327  | \$71,811                                  | 3.8                               | \$28                                     | 2.2                            |
| 2028 | 102,034                | 45.7                           | 651                          | 474                               | 143                                   | \$9.3                            | \$1.7                                    | \$2.4                                   | \$327  | \$73,066                                  | 3.8                               | \$29                                     | 2.2                            |
| 2029 | 101,956                | 46.1                           | 653                          | 461                               | 144                                   | \$9.6                            | \$1.8                                    | \$2.5                                   | \$325  | \$73,972                                  | 3.8                               | \$29                                     | 2.3                            |
| 2030 | 101,829                | 46.4                           | 625                          | 439                               | 144                                   | \$9.9                            | \$1.8                                    | \$2.6                                   | \$324  | \$74,894                                  | 3.8                               | \$29                                     | 2.2                            |
| 2031 | 101,677                | 46.8                           | 615                          | 433                               | 145                                   | \$10.2                           | \$1.8                                    | \$2.6                                   | \$323  | \$75,849                                  | 3.7                               | \$29                                     | 2.1                            |
| 2032 | 101,502                | 47.1                           | 613                          | 424                               | 145                                   | \$10.5                           | \$1.9                                    | \$2.7                                   | \$322  | \$76,611                                  | 3.7                               | \$30                                     | 2.3                            |
| 2033 | 101,310                | 47.5                           | 607                          | 413                               | 146                                   | \$10.9                           | \$1.9                                    | \$2.8                                   | \$321  | \$77,626                                  | 3.7                               | \$30                                     | 1.9                            |
| 2034 | 101,111                | 47.8                           | 601                          | 413                               | 146                                   | \$11.2                           | \$2.0                                    | \$2.8                                   | \$320  | \$78,536                                  | 3.6                               | \$30                                     | 2.1                            |
| 2035 | 100,923                | 48.1                           | 596                          | 413                               | 146                                   | \$11.5                           | \$2.0                                    | \$2.9                                   | \$318  | \$79,380                                  | 3.6                               | \$30                                     | 2.2                            |
| 2036 | 100,745                | 48.5                           | 596                          | 409                               | 147                                   | \$11.9                           | \$2.1                                    | \$3.0                                   | \$317  | \$79,935                                  | 3.6                               | \$30                                     | 2.6                            |
| 2037 | 100,599                | 48.8                           | 606                          | 411                               | 147                                   | \$12.3                           | \$2.2                                    | \$3.1                                   | \$317  | \$80,388                                  | 3.5                               | \$30                                     | 2.7                            |
| 2038 | 100,449                | 49.1                           | 587                          | 400                               | 147                                   | \$12.7                           | \$2.2                                    | \$3.2                                   | \$316  | \$80,942                                  | 3.5                               | \$30                                     | 2.5                            |
| 2039 | 100,298                | 49.5                           | 564                          | 385                               | 147                                   | \$13.0                           | \$2.3                                    | \$3.3                                   | \$315  | \$81,356                                  | 3.4                               | \$30                                     | 2.7                            |
| 2040 | 100,155                | 49.8                           | 559                          | 380                               | 147                                   | \$13.4                           | \$2.3                                    | \$3.4                                   | \$314  | \$81,783                                  | 3.4                               | \$31                                     | 2.6                            |
| 2041 | 100,034                | 50.1                           | 554                          | 376                               | 147                                   | \$13.8                           | \$2.4                                    | \$3.4                                   | \$313  | \$82,417                                  | 3.3                               | \$31                                     | 2.2                            |
| 2042 | 99,939                 | 50.4                           | 547                          | 371                               | 147                                   | \$14.2                           | \$2.4                                    | \$3.5                                   | \$313  | \$83,095                                  | 3.3                               | \$31                                     | 2.1                            |
| 2043 | 99,849                 | 50.7                           | 527                          | 362                               | 147                                   | \$14.6                           | \$2.5                                    | \$3.6                                   | \$312  | \$83,819                                  | 3.3                               | \$31                                     | 2.0                            |
| 2044 | 99,763                 | 51.0                           | 500                          | 352                               | 147                                   | \$15.0                           | \$2.5                                    | \$3.7                                   | \$311  | \$84,647                                  | 3.2                               | \$31                                     | 1.8                            |
| 2045 | 99,693                 | 51.3                           | 472                          | 341                               | 147                                   | \$15.4                           | \$2.6                                    | \$3.7                                   | \$311  | \$85,384                                  | 3.2                               | \$31                                     | 1.9                            |
| 2046 | 99,653                 | 51.5                           | 456                          | 333                               | 148                                   | \$15.8                           | \$2.7                                    | \$3.8                                   | \$310  | \$86,005                                  | 3.2                               | \$31                                     | 2.0                            |
| 2047 | 99,644                 | 51.8                           | 445                          | 328                               | 148                                   | \$16.3                           | \$2.7                                    | \$3.9                                   | \$309  | \$86,435                                  | 3.1                               | \$31                                     | 2.2                            |
| 2048 | 99,671                 | 52.1                           | 435                          | 317                               | 148                                   | \$16.7                           | \$2.8                                    | \$4.0                                   | \$309  | \$86,750                                  | 3.1                               | \$31                                     | 2.3                            |
| 2049 | 99,727                 | 52.3                           | 424                          | 307                               | 148                                   | \$17.1                           | \$2.9                                    | \$4.1                                   | \$308  | \$87,233                                  | 3.0                               | \$31                                     | 2.0                            |
| 2050 | 99,812                 | 52.6                           | 413                          | 296                               | 148                                   | \$17.6                           | \$2.9                                    | \$4.2                                   | \$308  | \$87,630                                  | 3.0                               | \$31                                     | 2.1                            |

## Employment Sectors

## 2015-2021 History, 2022-2050 Forecast

|      | Total Wage<br>& Salary | Farm | Construction | Manufac-<br>turing | Transportation<br>& Utilities | Wholesale &<br>Retail Trade | Financial<br>Activities | Professional<br>Services | Information | Health &<br>Education | Leisure | Government |
|------|------------------------|------|--------------|--------------------|-------------------------------|-----------------------------|-------------------------|--------------------------|-------------|-----------------------|---------|------------|
|      | (thousands of jobs)    |      |              |                    |                               |                             |                         |                          |             |                       |         |            |
| 2015 | 30.8                   | 0.1  | 2.7          | 1.4                | 0.5                           | 4.3                         | 1.3                     | 2.2                      | 0.3         | 5.3                   | 4.5     | 6.5        |
| 2016 | 31.5                   | 0.1  | 2.8          | 1.4                | 0.5                           | 4.4                         | 1.3                     | 2.2                      | 0.3         | 5.4                   | 4.7     | 6.5        |
| 2017 | 32.2                   | 0.1  | 2.9          | 1.4                | 0.5                           | 4.5                         | 1.3                     | 2.2                      | 0.3         | 5.5                   | 4.9     | 6.5        |
| 2018 | 32.7                   | 0.1  | 3.1          | 1.4                | 0.5                           | 4.4                         | 1.4                     | 2.4                      | 0.3         | 5.4                   | 5.1     | 6.6        |
| 2019 | 33.1                   | 0.1  | 3.1          | 1.3                | 0.5                           | 4.4                         | 1.3                     | 2.5                      | 0.3         | 5.5                   | 5.3     | 6.7        |
| 2020 | 30.6                   | 0.1  | 3.1          | 1.2                | 0.5                           | 4.2                         | 1.3                     | 2.5                      | 0.2         | 5.2                   | 4.2     | 6.2        |
| 2021 | 31.8                   | 0.1  | 3.2          | 1.3                | 0.6                           | 4.5                         | 1.4                     | 2.6                      | 0.2         | 5.2                   | 4.6     | 6.1        |
| 2022 | 33.1                   | 0.1  | 3.4          | 1.3                | 0.6                           | 4.5                         | 1.4                     | 2.7                      | 0.2         | 5.5                   | 5.3     | 6.2        |
| 2023 | 34.2                   | 0.1  | 3.5          | 1.3                | 0.6                           | 4.5                         | 1.4                     | 2.8                      | 0.2         | 5.6                   | 5.8     | 6.5        |
| 2024 | 34.7                   | 0.1  | 3.4          | 1.3                | 0.6                           | 4.4                         | 1.4                     | 2.9                      | 0.2         | 5.6                   | 5.9     | 6.6        |
| 2025 | 34.9                   | 0.1  | 3.4          | 1.3                | 0.6                           | 4.4                         | 1.4                     | 3.0                      | 0.2         | 5.6                   | 6.0     | 6.6        |
| 2026 | 35.1                   | 0.1  | 3.4          | 1.3                | 0.6                           | 4.4                         | 1.4                     | 3.1                      | 0.2         | 5.7                   | 6.1     | 6.6        |
| 2027 | 35.2                   | 0.1  | 3.3          | 1.3                | 0.6                           | 4.4                         | 1.4                     | 3.2                      | 0.2         | 5.7                   | 6.1     | 6.7        |
| 2028 | 35.3                   | 0.1  | 3.3          | 1.2                | 0.6                           | 4.4                         | 1.4                     | 3.2                      | 0.2         | 5.7                   | 6.1     | 6.7        |
| 2029 | 35.3                   | 0.1  | 3.3          | 1.2                | 0.6                           | 4.4                         | 1.4                     | 3.2                      | 0.2         | 5.7                   | 6.2     | 6.7        |
| 2030 | 35.4                   | 0.1  | 3.2          | 1.2                | 0.6                           | 4.4                         | 1.4                     | 3.2                      | 0.2         | 5.7                   | 6.2     | 6.8        |
| 2031 | 35.5                   | 0.1  | 3.2          | 1.2                | 0.6                           | 4.4                         | 1.4                     | 3.3                      | 0.2         | 5.7                   | 6.2     | 6.8        |
| 2032 | 35.5                   | 0.1  | 3.2          | 1.2                | 0.6                           | 4.4                         | 1.4                     | 3.3                      | 0.2         | 5.7                   | 6.3     | 6.8        |
| 2033 | 35.6                   | 0.1  | 3.2          | 1.2                | 0.6                           | 4.4                         | 1.4                     | 3.3                      | 0.2         | 5.7                   | 6.3     | 6.8        |
| 2034 | 35.6                   | 0.1  | 3.2          | 1.2                | 0.6                           | 4.4                         | 1.4                     | 3.3                      | 0.2         | 5.7                   | 6.3     | 6.8        |
| 2035 | 35.7                   | 0.1  | 3.2          | 1.2                | 0.6                           | 4.4                         | 1.4                     | 3.3                      | 0.2         | 5.7                   | 6.4     | 6.8        |
| 2036 | 35.7                   | 0.1  | 3.1          | 1.2                | 0.6                           | 4.4                         | 1.4                     | 3.3                      | 0.2         | 5.6                   | 6.4     | 6.9        |
| 2037 | 35.7                   | 0.1  | 3.1          | 1.1                | 0.6                           | 4.4                         | 1.4                     | 3.3                      | 0.2         | 5.6                   | 6.4     | 6.9        |
| 2038 | 35.8                   | 0.1  | 3.1          | 1.1                | 0.6                           | 4.4                         | 1.4                     | 3.3                      | 0.2         | 5.6                   | 6.5     | 6.9        |
| 2039 | 35.8                   | 0.1  | 3.1          | 1.1                | 0.7                           | 4.4                         | 1.4                     | 3.3                      | 0.2         | 5.6                   | 6.5     | 6.9        |
| 2040 | 35.8                   | 0.1  | 3.1          | 1.1                | 0.7                           | 4.4                         | 1.4                     | 3.3                      | 0.2         | 5.6                   | 6.5     | 6.9        |
| 2041 | 35.8                   | 0.1  | 3.0          | 1.1                | 0.7                           | 4.4                         | 1.4                     | 3.3                      | 0.2         | 5.6                   | 6.5     | 7.0        |
| 2042 | 35.8                   | 0.1  | 3.0          | 1.1                | 0.7                           | 4.4                         | 1.4                     | 3.3                      | 0.2         | 5.6                   | 6.6     | 7.0        |
| 2043 | 35.8                   | 0.1  | 3.0          | 1.1                | 0.7                           | 4.4                         | 1.4                     | 3.3                      | 0.2         | 5.6                   | 6.6     | 7.0        |
| 2044 | 35.8                   | 0.1  | 2.9          | 1.1                | 0.7                           | 4.4                         | 1.4                     | 3.3                      | 0.2         | 5.6                   | 6.6     | 7.0        |
| 2045 | 35.8                   | 0.1  | 2.9          | 1.1                | 0.7                           | 4.4                         | 1.4                     | 3.3                      | 0.2         | 5.6                   | 6.7     | 7.0        |
| 2046 | 35.9                   | 0.1  | 2.8          | 1.1                | 0.7                           | 4.4                         | 1.4                     | 3.3                      | 0.2         | 5.7                   | 6.7     | 7.0        |
| 2047 | 35.9                   | 0.1  | 2.8          | 1.1                | 0.7                           | 4.4                         | 1.4                     | 3.2                      | 0.2         | 5.7                   | 6.7     | 7.1        |
| 2048 | 35.9                   | 0.1  | 2.8          | 1.1                | 0.7                           | 4.4                         | 1.4                     | 3.2                      | 0.2         | 5.7                   | 6.7     | 7.1        |
| 2049 | 35.9                   | 0.1  | 2.7          | 1.1                | 0.7                           | 4.4                         | 1.4                     | 3.2                      | 0.2         | 5.7                   | 6.8     | 7.1        |
| 2050 | 36.0                   | 0.1  | 2.7          | 1.1                | 0.7                           | 4.4                         | 1.4                     | 3.2                      | 0.2         | 5.8                   | 6.8     | 7.1        |

# Nevada County Economic Forecast

## Socioeconomic Indicators

