

# ANNUAL LEGEND



INTERSTATE



U.S.









STATE

**KPRA = King Pin to Rear Axle**  
**● Travel not authorized on bridge**

**PM = Postmile**  
**Req'd = Required**  
**> = Greater than**






## PILOT CAR REQUIREMENTS

Route Class	Width							Pilot Req'd for Length	Pilot Req'd for Overhang	Special Notes
	>10'0" - 11'0"	>11'0" - 12'0"	>12'0" - 13'0"	>13'0" - 14'0"	>14'0" - 15'0"	>15'0" - 16'0"	>16'0"			
<b>YELLOW</b> 	NONE	NONE	1 PILOT CAR	1 PILOT CAR	1 PILOT CAR	<b>2 PILOT CARS</b>	CHP	>120' 0"	>25' 0"	See Note 1
<b>GREEN</b> 	NONE	NONE	1 PILOT CAR	1 PILOT CAR	<b>2 PILOT CARS</b>	CHP	CHP	>120' 0"	>25' 0"	See Note 2
<b>BLUE</b> 	NONE	1 PILOT CAR	1 PILOT CAR	<b>2 PILOT CARS</b>	<b>2 PILOT CARS</b>	CHP	CHP	>100' 0"	>25' 0"	See Note 2
<b>BROWN</b> 	1 PILOT CAR	1 PILOT CAR	<b>2 PILOT CARS</b>	<b>2 PILOT CARS</b>	<b>2 PILOT CARS</b>	CHP	CHP	>85' 0"	>25' 0"	See Note 2
<b>RED</b> 	<b>Operational Restriction - Must apply for a single trip permit</b>									
	<b>On dashed routes, pilot car is required when KPRA exceeds 38' 0" (See Notes 1 &amp; 2)</b>									

**Note 1:** Until width exceeds 15' 0", the maximum number of pilot cars is one (1) on a yellow route.

**Note 2:** The maximum number of pilot cars is two (2) on yellow, green, blue, and brown routes.

## CHP ESCORT TABLE

Route Class	Width	Length	Height	Speed
<b>YELLOW</b> 	>16' 0"	>185' 0"	—	CHP Escort required when it is necessary to slow while crossing structure(s).
<b>GREEN</b> 	>15' 0"	>185' 0"	—	
<b>BLUE</b> 	>15' 0"	>135' 0"	≥17' 0"	
<b>BROWN</b> 	>15' 0"	>135' 0"	≥17' 0"	
<b>RED</b> 	<b>Operational Restriction - Must apply for a single trip permit</b>			

**Note:** CHP escort shall be required anytime opposing lanes are used.