

CalSMART Quick Guide

Project Status and Expenditure Report for Fiscal Year 2023-24

This guide will lead you through the process of submitting the Project Status and Expenditure Report for the Fiscal Year (FY) 2023-24 reporting cycle. This includes all activity and expenditures from **FY 2017-18 to FY 2023-24 funds as identified by the California Budget and State Controller's Office (SCO).**

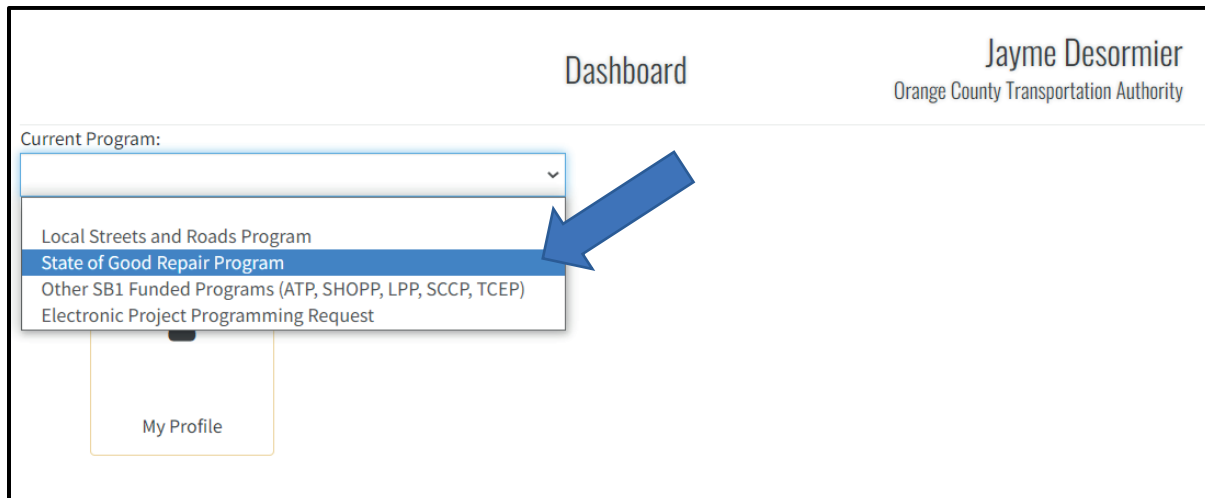
Please note, this report is cumulative – the amounts reported are to be the total amount of funds expended to date, not the amount expended since the previous reporting cycle.

All agencies will be submitting this report directly to Caltrans via CalSMART. Unlike during the Project List Submittal process, Regional Entities do not need to review and approve expenditure reports provided by their respective operators.

Please use **Google Chrome** or **Mozilla Firefox** as Internet Explorer does not support CalSMART's functionality.

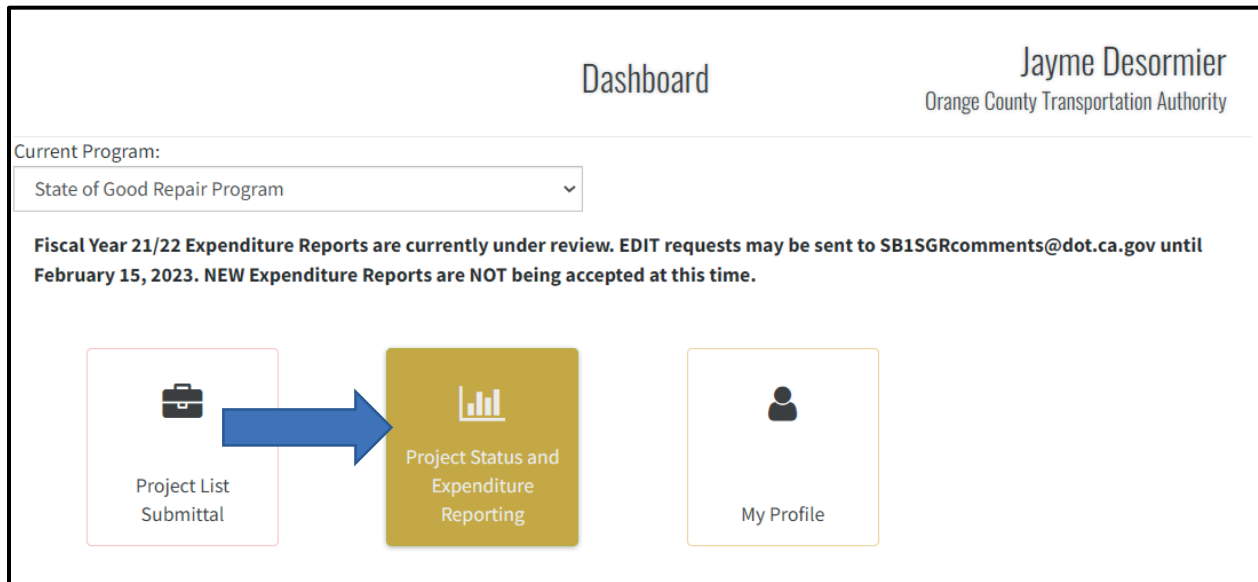
Follow-Along Steps with Screenshots

Login and choose “**State of Good Repair Program**” from the Current Program dropdown menu

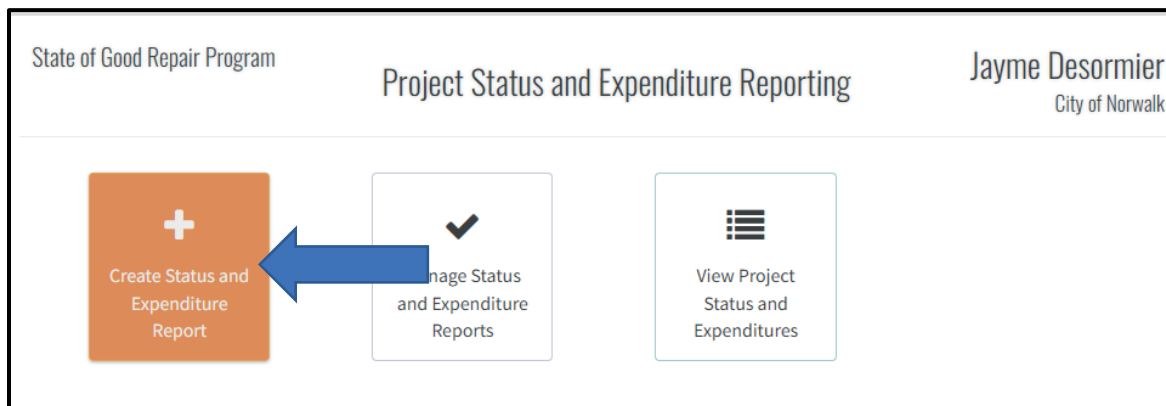


Create Project Status and Expenditure Report

Select “**Project Status and Expenditure Reporting**”



Select “**Create Status and Expenditure Report**” when initially creating the report for the current reporting cycle. After having created the report, and you need to update/revise any information, select “**Manage Status and Expenditure Reports**” and make the changes/revisions needed.



You will then be directed to the **New Expenditure Report** page.

This page consists of your Agency's Contact information and a **summary of FY 17/18 through FY 23/24 SGR funding activity**. Information on this screen is prepopulated with information submitted from the previously approved Project Status and Expenditure report.

SB1 CalSMART TEST

Dashboard Submittals Reporting User

State of Good Repair Program San Joaquin Joint Powers Authority

Submittal Title
SGR-C18-FY22/23-6296-00

Reporting Period
FY 22/23

***Agency Address** 100 Main St ***City** Stockton **State** CA ***Zip Code** 90000

***Agency Contact** Jayme ***Agency Contact Title** Tester

***Agency Contact Phone** (123) 456-7890 ***Agency Contact Email Address** jayme.desormier@dot.ca.gov

Summary of SGR Funding by FY (do NOT enter individual project information in this section)

FY	Amounts Issued by SCO		Actual Allocation		Expenditures as of Sept 30th			Balance		Interest Accru...
	99313	99314	99313	99314	99313	99314	Total	99313	99314	
17/18	\$	\$	\$8,349.00	\$3,431.00	\$3,316.00	\$3,431.00	\$6,747.00	\$5,033.00	\$0.00	\$200.00
18/19	\$	\$43.41	\$6,200.00	\$6,500.00	\$5,448.00	\$5,189.00	\$10,637.00	\$752.00	\$1,311.00	\$34.00
19/20	\$	\$33,099.00	\$1,234.00	\$33,099.00	\$50.00	\$101.00	\$151.00	\$1,184.00	\$32,998.00	\$
21/22	\$	\$65,789.00	\$4,000.00	\$65,789.00	\$	\$	\$0.00	\$4,000.00	\$65,789.00	\$
22/23	\$	\$43,531.92	\$5,000.00	\$13,000.00	\$	\$	\$0.00	\$5,000.00	\$13,000.00	\$
Total	\$	\$142,463.3...	\$24,783.00	\$121,819.00	\$8,814.00	\$8,721.00	\$17,535.00	\$15,969.00	\$113,098.00	\$234.00

Comments
Testing for 22/23

An open comment box has been added that allows up to 200 characters.

Summary of SGR Funding by FY (do NOT enter Individual Project Information in this section but overall SGR amounts allocated and expended to date)

Summary of SGR Funding by FY (do NOT enter individual project information in this section)

FY	Amounts Issued by SCO		Actual Allocation		Expenditures as of Sept 30th			Balance		Interest Accru...
	99313	99314	99313	99314	99313	99314	Total	99313	99314	
17/18	\$	\$19,667.55	\$	\$55,000.00	\$	\$	\$0.00	\$0.00	\$55,000.00	\$100.00
18/19	\$	\$29,403.01	\$1,500.00	\$25,000.00	\$1,500.00	\$25,000.00	\$26,500.00	\$0.00	\$0.00	\$
19/20	\$	\$37,551.63	\$12,000.00	\$31,000.00						
21/22	\$	\$30,679.01	\$	\$30,679.01						
22/23	\$	\$31,420.44	\$	\$						
Total	\$	\$148,721.6...	\$13,500.00	\$141,679.01	\$4,025.00	\$34,225.00	\$38,250.00	\$9,475.00	\$107,454.01	\$100.00

See following page for field descriptions or hover over the field while in CalSMART.

This page contains a summary table of all SGR funds from FY 17/18 to FY 23/24. A "Total" column has been added which automatically calculates allocations minus expenditures and a row showing overall totals for all fields. You can resize the rows by dragging the dividers in the headers.

Amounts Issued by SCO	Actual Allocation	Expenditures as of Sept 30 th *
<p>These are the amounts issued to your agency as reported by SCO.</p> <p>This field is not editable.</p>	<p><u>For Regions</u> - this is the amount received from the SCO.</p> <p><u>For Operators</u> - this is the amount received from your region.</p>	<p><u>For Regions</u> - this amount will include the distributions to the Operators + any project expenditures (if a Region has a project they are overseeing).</p> <p><u>For Operators</u> - this is the total amount of expenditures on SGR projects.</p>

***Tip** – You can initially leave the **Expenditures as of Sept 30th** fields blank. Upon submittal, CalSMART will calculate the total expenditures fields, allowing you to fill the amounts in at that point. **Do NOT include interest** in the 99313 or 99314 fields; interest is tracked separately.

Regional Fund Distribution - These fields are only displayed for Region Users

Regional Fund Distribution

Operator	Funds Distributed (99313)	Funds Distributed (99314)	FY
Nothing selected	\$	\$	17/18

+ Add Another Operator

Regional Entities will input the amount of FY 17/18 through FY 23/24 SGR funding that has been distributed to their respective operators as of September 30, 2024. To add additional recipients and report on additional fiscal years, select the green “Add Another Operator” button. SGR funds distributed can be entered in dollars and cents.

When **done** entering all information, select “Save” and begin reporting on individual projects.

Select Files to Upload ?

pdf, doc/docx, xls/xlsx, and jpg/png/bmp/gif only

Browse...

Save Cancel

Back to Top Conditions of Use Privacy Policy Accessibility Contact Us

Copyright © 2019 State of California

Report on Existing Projects Page – This begins the reporting on Individual Projects

Here, you can update Existing Projects (projects that are currently recorded in the CalSMART system). The order to update these projects is as follows:

1. Update projects reported on during the previous FY 22/23 Project Status and Expenditure Report (see below)
2. Report on projects entered during the FY 23/24 Proposed Project List Submittal (see page 11)

Update projects reported on during the previous FY 23/24 Project Status and Expenditure Report

Select the blue “Update” button to report on individual projects recorded from the FY 22/23 Project Status and Expenditure Report.

Report on Existing Projects from FY 22/23 Project Status and Expenditure Report

REQUIRED: Update the following projects reported as "Not Started," "Behind," or "On Track" in FY 22/23 to report status and expenditures for FY 23/24.

Select	RPN0	Title	Description	Location	Project Category	Asset Type	Project Status
Update	RP005	Bus Replacements: 4 Medium and 4 Heavy Duty	Local matching funds for a discretionary funds awarded under FTAs 5339 Bus and Bus Facilities program to purchase 4 medium and 4 heavy duty buses to replace existing vehicles that have surpassed the FTA defined useful life.	Monterey	Replacement	Rolling Stock/Fleet	On Track, Behind
Update	RP005	Bus Replacements	Purchase four 30' Cut Away replacement buses and four 40' suburban replacement buses.	Monterey County	Replacement	Rolling Stock/Fleet	On Track, On Track, On Track

Did you add FY 23/24 funds to this Project?


If FY 23/24 funding was added to the **SAME** project you previously reported on during last year's FY 22/23 Expenditure Reporting cycle:

- Check the "Select" box to the left of the project, and
- Select the "Yes, this is the Same Project" button.

If the projects are **NOT** the same project, select "No, these are Not the Same Project".

***Last year's example:** In the example below, FY 22/23 funds were added to the same project reported on in the previous FY 21/22 Expenditure Reporting cycle (SGR Project ID 2019-6296-005). Because they are the **SAME** project, the "Select" box to the left of the project is checked and the "Yes, this is the Same Project" button is selected.

PROJECT REPORTING

Did you add FY 22/23 funds to this Project? 

Selected FY 21/22 Expenditure Report Project

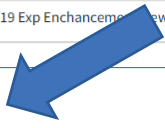
RPNO	SGR Project ID	Project Title	Project Description
RP005	2019-6296-005	18/19 Exp Enhancement New Project	New Project for 18/19 SGR Enhance

If the project above is the SAME project you added funding to during the 22/23 Proposed Project Submittal cycle, check the box to Select that project below and then click the "Yes, this is the Same Project" button to combine the records.

If the projects are NOT the same, click the "No, these are Not the Same Project" button.

FY 22/23 Proposed Projects

Select	PPNO	SGR Project ID	Title	Description	Location	Project Type	Pre-Con.	Con.
<input checked="" type="checkbox"/>	PP002	2019-6296-005	18/19 Exp Enhancement New Project	New Project for 18/19 SGR Enhance		Replacement		

Yes, this is the Same Project

No, these are Not the Same Project

This will take you to the Project Details Information page. Please note, this page is pre-populated with information provided from the prior reporting period.

Project Description – Make any updates to the project scope here.

The screenshot shows a web form for project management. At the top, there are three dropdown menus: '*Project Category' (set to 'Replacement'), '*Asset Type' (set to 'Rolling Stock/Fleet'), and '*Original Condition of Asset' (set to 'Fair'). Below these, the '*Project Description ?' field is highlighted with a red rounded rectangle and contains the text 'New Project for 18/19 SGR Enhance'. To its right is the '*Estimated Useful Life' field (set to '12') and a checkbox for 'Specialized Services Project'. The 'Project Location ?' section includes a '*County' dropdown (set to 'San Joaquin Co'), a '*City' dropdown (set to 'Torrance'), and three legislative district fields: '*State Senate' (10), '*State Assembly' (11), and '*US Congressional' (12). Below this is a table titled 'Status and Expenditure Details' with columns for 'Reporting Period', 'Project Status', and 'SGR Expenditure Activity'. The table shows four rows of data for reporting periods 19/20, 20/21, 18/19, and 21/22, all with a status of 'On Track'. To the right of this table is a table titled 'Related Proposed Projects' with columns for 'Fiscal Year', 'PPNo', 'Project Title', and 'RP Type'. It shows one project for fiscal year 22/23. At the bottom of the form, a large blue arrow points to the 'Save and Continue' button, which is highlighted with a red rounded rectangle. A 'Cancel' button is also present.

*Project Category: Replacement

*Asset Type: Rolling Stock/Fleet

*Original Condition of Asset: Fair

*Project Description ?
New Project for 18/19 SGR Enhance

*Estimated Useful Life: 12

☐ Specialized Services Project

Project Location ?

*County: San Bernardino Co, San Diego County, San Francisco Co, **San Joaquin Co**, San Luis Obispo Co

*City: Temecula, Temple City, Thousand Oaks, Tiburon, Torrance

*State Senate: 10

*State Assembly: 11


*US Congressional: 12

Status and Expenditure Details

	Reporting Period	Project Status	SGR Expenditure Activity
View	19/20	On Track	\$ 201.00
View	20/21	On Track	\$ 2,600.00
View	18/19	On Track	\$ 200.00
View	21/22	On Track	\$ 2,600.00

Related Proposed Projects

Fiscal Year	PPNo	Project Title	RP Type
22/23	PP002	18/19 Exp Enhancement New Project	Original Undo

 **Save and Continue**

Select “Save and Continue” to update the financial information for the FY 23/24 reporting period.

After selecting “Save and Continue”, you will be directed to the Project Status and Expenditure page.

State of Good Repair Program

Project 18/19 Exp Enhancement New Project **SGR Project ID** 2019-6296-005 **Reporting Period** FY 22/23

*** Project Status** On Track ***Original Total Project Cost ?** \$ 22,000.00

SGR Funding

FY	Original Est Allocation		Actual Allocation		Expenditures as of Sept 30th			Balance	
	99313	99314	99313	99314	99313	99314	Total	99313	99314
17/18	\$	\$400.00	\$	\$400.00	\$	\$200.00	\$200.00	\$0.00	\$200.00
18/19	\$1,900.00	\$500.00	\$1,850.00	\$500.00	\$1,850.00	\$500.00	\$2,350.00	\$0.00	\$0.00
19/20	\$	\$	\$	\$50.00	\$	\$50.00	\$50.00	\$0.00	\$0.00
20/21	\$	\$	\$	\$	\$	\$	\$0.00	\$0.00	\$0.00
21/22	\$	\$	\$	\$	\$	\$	\$0.00	\$0.00	\$0.00
22/23	\$	\$500.00	\$	\$	\$	\$	\$0.00	\$0.00	\$0.00
Total	\$1,900.00	\$1,400.00	\$1,850.00	\$950.00	\$1,850.00	\$750.00	\$2,600.00	\$0.00	\$200.00

Project Status - Please update Project Status if it has changed from what was previously reported and update the project's financial information.

- **For Completed Projects** – Select “Completed” from the drop-down menu. This will prompt CalSMART to ask additional Outputs and Benefits questions.

Original Est Allocation – This number will be pre-populated from the previous reporting cycle if available, it is **not** necessary to update the estimate fields.

Actual Allocation - This amount will most likely be different from the Original Est Allocation. If this amount was reported on during a previous Project Status and Expenditure Report, it will be pre-populated.

- **The amount you enter under Actual Allocation should be the actual budgeted, programmed, or allocation made to the project.**

Expenditures as of Sept 30th – Please enter the amounts in the correct FY and correct 99313 or 99314 fields. CalSMART will calculate and display the resulting sum based on the amounts you enter in the Total column. This field is not editable. **DO NOT include interest** in this table; interest is tracked separately in the Interest Expended field located directly below the SGR Funding Table.

- **Note, the expenditures being reported are cumulative.**

Continue making updates to the project details as needed.

SB1 CalSMART TEST

Dashboard Submittals Reporting Users

Interest Expended

Other Funds Expenditure Activity as of Sept 30

Fund Type	Fund Source	Amount Expended
Local		\$ 150.00

Add Another Fund

* Actual Project Start Date: 01/01/2019

* Estimated Completion Date: 01/30/2020

* Percentage Complete as of Sept 30: 20

Save and Continue

Back to Top Conditions of Use Privacy Policy Accessibility Contact Us

Copyright © 2019 State of California

Estimated Completion Date - When reporting on an individual project, the Estimated Completion Date must be a future date.

Percentage Complete – Please note, if you enter a project's Percentage Complete as 100%, CalSMART will prompt you to change the Project Status to “Completed” from the pull-down menu and prompt you to complete the additional Project Outputs and Benefits questions.

After updating the project status and financial information, select “Save and Continue”.

You will then select the “Manage Reports” button to be directed back to the Manage Status and Expenditure Reports page where you can report on additional existing projects, add new projects, or submit your report.

CalSMART Dashboard Submittals Reporting Users

VIEW REPORTABLE PROJECT

State of Good Repair Program

*Project Title: HVAC system upgrade for 9 hybrid buses

Project ID (if any):

SGR Project ID (Caltrans use): 2018-5347-006

*Project Category: Replacement

*Asset Type: Other

*Original Condition of Asset: Poor


*Project Description ?
NTS will replace the existing New Flyer ISE HVAC units with the CCW Advantac units on 9 2009-2010 New Flyer buses.

*Estimated Useful Life: 8

☐ Specialized Services Project

Project Location
County: Los Angeles City: Norwalk


Legislative Districts
*State Senate: 32 *State Assembly: 57 *US Congressional: 38

Be sure you are accessing the current FY 23/24 report, it will be the report displaying the Caution  symbol as shown below:

CalSMART Dashboard Submittals Reporting Users




Manage Status and Expenditure Reports

EXPENDITURE REPORTS

SGR-C15-FY20/21-6162-001 
Humboldt Transit Authority

SGR-C4-FY18/19-6162-001
Humboldt Transit Authority

PROJECTS

RPNO	SGR Proj ID	Title	RP Desc.	Project Status	SGR Expenditures	View/Edit
RP001	2020-6162-001	Test FY 19/20 Enhancements	Test project	Behind	\$27,650.00	
RP003	2020-6162-003	Skip add new project test	Test	Behind	\$11,100.00	
RP004	2021-6162-004	21/22 New project	testing FYs	Behind		

[Report on Existing Projects](#) [Add New Project](#)

Back to Top Conditions of Use Privacy Policy Accessibility Contact Us

Copyright © 2021 State of California

To continue updating projects that were previously reported on in CalSMART, select “Report on Existing Projects” on the Manage Status and Expenditure Reports Page.

CalSMART TEST Dashboard Submittals Reporting Users

State of Good Repair Program

Manage Status and Expenditure Reports

SGR-C4-FY18/19-5919-001 SGR 18/19

Agency Placer County		Date Created 12/03/2019		Date Submitted N/A	
Address 1 main		City Roseville	State CA	Zip Code 90000	
Contact Placer Test			Title Operator tester		
Phone (123) 456-7890			Email jayne.desormier@dot.ca.gov		
FY 17/18	Alloc. 99313 \$0.00	Alloc. 99314 \$45,208.08	Exp. 99313 \$0.00	Exp. 99314 \$0.00	Interest \$0.00
FY	Alloc. 99313	Alloc. 99314	Exp. 99313	Exp. 99314	Interest

[More](#) [Edit](#) [View Files](#) [Submit](#)

PROJECTS

RPNO	Title	RP Desc.	Project Status	View/Edit
RP001	TART Transit Bus Replacement	Tahoe Truckee Area Regional Transit (TART) 40...	On Track	View/Edit
RP002	Placer County Transit Preventive Bus Mainten...	Perform regularly scheduled maintenance of 1...	Completed	View/Edit
RP006	New Project 1819 Exp Report	Adding new project to 1819 exp report	Not Started	View/Edit

[Report on Existing Projects](#) [Add New Project](#)

Back to Top Conditions of Use Privacy Policy Accessibility Contact Us

After all projects from the FY 22/23 Project Status and Expenditure Report have been updated, you will be directed to the “Report on Existing Project from FY 23/24 Proposed Project List” section on the page.

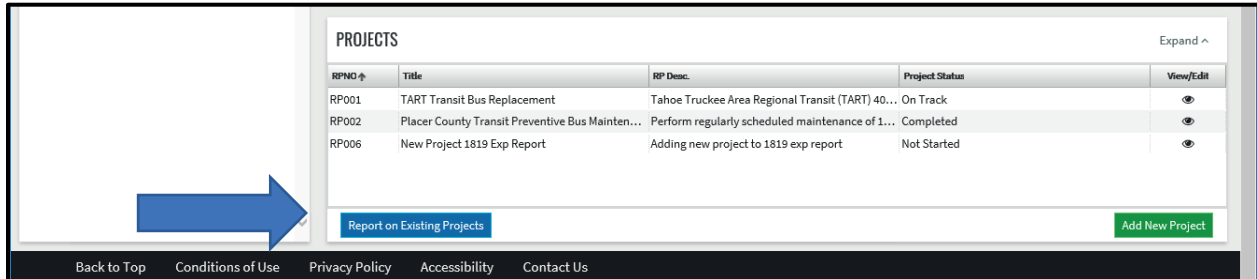
Report on projects entered during the FY 23/24 Proposed Project List Submittal

Report on any projects still stating “Report” in the Select column.

Report on Existing Projects from FY 23/24 Proposed Project List						
REQUIRED: Report the project status and expenditures for each project in the 23/24 Proposed Project List						
Select	ProjectID	Title	Description	Location	Project Category	Asset Type
Report	PP002	FY 23/24 SURF! BEB's and FY 22/23 SURF! BEB Chargers	*Placed 18/19, 19/20, & 22/23 funds on project. FY 23/24 Purchase 12 replacement heavy duty BEBs to replace 12 diesel buses and FY 22/23 SURF! BEB Chargers (CJW - 3 Units / TDA - 6 Units)	Monterey County	Replacement	Rolling Stock/Fleet
Report	PP003	FY 23/24 Transit Master SMS IVR Server Upgrade	FY 23/24 Transit Master SMS IVR Server Upgrade	Monterey County	Replacement	Operational Equipment

The steps to report on projects from the FY 23/24 Proposed Project List are the same as the process discussed above.

Continue selecting “Report on Existing Projects” from the Manage Status and Expenditure Reports page until **all** existing projects are updated in CalSMART.



The screenshot shows a table titled "PROJECTS" with columns: RPNO, Title, RP Desc., Project Status, and View/Edit. The table contains three rows of project data. Below the table, there is a blue button labeled "Report on Existing Projects" and a green button labeled "Add New Project". A large blue arrow points from the left towards the "Report on Existing Projects" button.

RPNO	Title	RP Desc.	Project Status	View/Edit
RP001	TART Transit Bus Replacement	Tahoe Truckee Area Regional Transit (TART) 40...	On Track	
RP002	Placer County Transit Preventive Bus Mainten...	Perform regularly scheduled maintenance of 1...	Completed	
RP006	New Project 1819 Exp Report	Adding new project to 1819 exp report	Not Started	

If you are done reporting on your projects, skip to page 13 to submit your report.

Adding New Projects

After all existing projects have been updated, please enter any additional projects that have FY 17/18 through FY 23/24 funds by selecting 'Skip to Add New Projects' from the Report on Existing Projects page.

A “new” project is a project that has not been previously reported on in CalSMART nor entered into CalSMART during the Proposed Project List Submittal process. **Be sure to include all documentation required by your respective governing board indicating their review and approval of the new project.**



The screenshot shows the "REPORT ON EXISTING PROJECTS" page. It includes a header with the SB1 CalSMART TEST logo and navigation links for Dashboard, Submittals, Reporting, and Users. The main content area states "Report on Existing Projects from FY 19/20 Proposed Project List" and "There are no projects available to report on for this submission cycle." A large blue arrow points from the text area towards a green button labeled "Skip to Add New Projects". The footer contains links for Back to Top, Conditions of Use, Privacy Policy, Accessibility, and Contact Us, along with a copyright notice for 2019 State of California.

Or you can select 'Add New Project' from the Manage Status and Expenditure Reports page.

The screenshot shows a table titled 'PROJECTS' with the following data:

RPNO	Title	RP Desc.	Project Status	View/Edit
RP001	TART Transit Bus Replacement	Tahoe Truckee Area Regional Transit (TART) 40...	On Track	
RP002	Placer County Transit Preventive Bus Mainten...	Perform regularly scheduled maintenance of 1...	Completed	
RP006	New Project 1819 Exp Report	Adding new project to 1819 exp report	Not Started	

Below the table are two buttons: 'Report on Existing Projects' and 'Add New Project'. A large blue arrow points from the table area towards the 'Add New Project' button.

The process to add a new project is similar to steps discussed in previous user guides.

Submit Project Status and Expenditure Report

When you have completed your Project Status and Expenditure Report, please select the green "Submit" button to send to Caltrans for review.

The screenshot shows the 'Manage Status and Expenditure Reports' page for project SGR-C18-FY22/23-6296-001. The page includes a sidebar with a list of expenditure reports, a main form for project details, and a table of expenditures.

Project Details:

- Agency: San Joaquin Joint Powers Authority
- Date Created: 10/26/2023
- Date Submitted: N/A
- Address: 100 Main St, City: Stockton, State: CA, Zip Code: 90000
- Contact: Jayme, Title: Tester
- Phone: (123) 456-7890, Email: jayme.desormier@dot.ca.gov

Expenditure Table:

FY	Alloc. 99313	Alloc. 99314	Exp. 99313	Exp. 99314	Interest
17/18	\$8,349.00	\$3,431.00	\$3,316.00	\$3,431.00	\$200.00
18/19	\$6,200.00	\$6,500.00	\$5,448.00	\$5,189.00	

At the bottom right, there is a green 'Submit' button. A large blue arrow points from the expenditure table towards the 'Submit' button.

ERROR Message

CalSMART compares the amounts reported at the project level with the amounts reported in the overall **Summary of SGR Funding by FY** table. If the amounts do not reconcile, you will receive an error message (see below). Please use these values reported in the message to correct the SGR Expenditures on the **Summary of SGR Funding by FY** table. *

SUBMIT EXPENDITURE REPORT

SGR-C18-FY22/23-6296-001

The following errors must be corrected before this Expenditure Report can be submitted:


- Total expended on projects does not match the amounts on the Expenditure Report summary.

Enter the following amount(s) in the Summary of SGR Funding table:

- **FY17/18** 99313 Expenditures: **\$2,759.00**
- **FY17/18** 99314 Expenditures: **\$2,799.00**
- **FY18/19** 99314 Expenditures: **\$4,645.00**
- **FY19/20** 99314 Expenditures: **\$34,300.00**
- **FY21/22** 99314 Expenditures: **\$2,966.00**
- **FY22/23** 99314 Expenditures: **\$100.00**
- Or, if you believe your amounts in the Summary are correct, check the expenditures reported on individual projects or region distributions for errors.







[Back](#)

***TIP** - Take a screenshot of this page to help with making the corrections. Select "Back".

Be sure you are accessing the current FY 23/24 report, it will be the listing displaying the Caution  symbol. Select "Edit" to correct expenditures.

State of Good Repair Program
Manage Status and Expenditure Reports

EXPENDITURE REPORTS

SGR-C18-FY22/23-6296-001	
SGR-C17-FY21/22-6296-001	
SGR-C12-FY19/20-6296-004	
SGR-C15-FY20/21-6296-002	
SGR-C4-FY18/19-6296-001	
SGR-C5-FY17/18-6296-001	

SGR-C18-FY22/23-6296-001

Agency San Joaquin Joint Powers Authority	Date 10/26
Address 100 Main St	City Stockton
Contact Jayme	Title Teste
Phone (123) 456-7890	Email jaym
FY 23/24	Alloc. 99313 \$2,759.00
Alloc. 99314 \$2,799.00	Exp. 99314 \$2,799.00

[Mon](#)
[Edit](#)
[View Files](#)
[Create PDF](#)

Correct the Expenditures as of Sept 30th values to match the error message and resubmit the report.

Summary of SGR Funding by FY (do NOT enter individual project information in this section)							
	Amounts Issued by SCO		Actual Allocation		Expenditures as of Sept 30th		
FY	99313	99314	99313	99314	99313	99314	Total
17/18	\$	\$184,939.32	\$590,415.60	\$184,939.32	\$590,415.60	\$184,939.32	\$775,354.92
18/19	\$	\$192,559.32	\$584,587.60	\$192,559.32	\$584,588.00	\$192,507.00	\$777,095.00
19/20	\$	\$210,419.31	\$607,306.45	\$210,419.31	\$599,202.00	\$197,319.00	\$796,521.00
20/21	\$	\$196,658.20	\$632,429.01	\$196,658.20	\$	\$	\$0.00
21/22	\$	\$201,410.90	\$644,999.60	\$201,410.90	\$458,051.14	\$	\$458,051.14
22/23	\$	\$208,725.22	\$667,487.31	\$208,725.22	\$	\$944.98	\$944.98
23/24	\$	\$224,630.00	\$717,486.00	\$224,630.00	\$	\$	\$0.00
Total	\$	\$1,419,342.27	\$4,444,711.57	\$1,419,342.27	\$2,232,256.74	\$575,710.30	\$2,807,967.04

Initially, you will receive notification that your report has been sent to Caltrans for review. Depending on the results of the review you will either receive notification from CalSMART that your report has been approved or the report is routed back to you detailing the questions/issues that need to be addressed.

PDF Report

You can save a pdf copy of the Project Status and Expenditure Report by selecting 'Create PDF' from the Manage Status and Expenditure Report page.

CalSMART
TEST

[Dashboard](#)
[Submittals](#)
[Reporting](#)

State of Good Repair Program

Manage Status and Expenditure Reports

EXPENDITURE REPORTS

SGR-C15-FY20/21-6162-001
Humboldt Transit Authority

SGR-C12-FY19/20-6162-002
Humboldt Transit Authority

SGR-C4-FY18/19-6162-001
Humboldt Transit Authority

SGR-C15-FY20/21-6162-001

Agency

Humboldt Transit Authority

Date Created

09/30/2021

Date Submitted

10/12/2021

Address

1 Main St

City

Humboldt

State

CA

Zip Code

91234

Contact

Jayne Tester

Title

Operator Tester

Phone

(444) 555-6666

Email

cesarmayorga707@gmail.com

More

Edit

View File

Create PDF

PROJECTS

RPNO	SGR Proj ID	Title	RP Desc.	Project Status
RP001	2020-6162-001	Test FY 19/20 Enhancements	Test project	Behind
RP003	2020-6162-003	Skip add new project test	Test	Behind

[Report on Existing Projects](#)

[Back to Top](#)
[Conditions of Use](#)
[Privacy Policy](#)
[Accessibility](#)
[Contact Us](#)

Expenditure Report

SGR-C15-FY20/21-6162-001

FY 20/21

Program	Agency	Date Created	Date Submitted	Date Approved
State of Good Repair	Humboldt Transit Authority	09/30/2021	10/12/2021	10/12/2021
Address	City	State	Zip Code	
1 Main St	Humboldt	CA	91234	
Contact	Contact Title			
Jayne Tester	Operator Tester			
Contact Phone	Contact Email			
(444) 555-6666	cesarmayorga707@gmail.com			

SGR Funding

FY	Amounts Issued by SCO		Actual Allocation		Expenditures as of Sept 30th		Balance		Interest Accrued
	99313	99314	99313	99314	99313	99314	99313	99314	
17/18	\$0.00	\$19,667.55	\$0.00	\$55,000.00	\$0.00	\$0.00	\$0.00	\$55,000.00	\$0.00
18/19	\$0.00	\$29,403.01	\$1,500.00	\$25,000.00	\$1,500.00	\$25,000.00	\$0.00	\$0.00	\$0.00
19/20	\$0.00	\$37,551.63	\$12,000.00	\$31,000.00	\$2,525.00	\$3,225.00	\$9,475.00	\$27,775.00	\$0.00
20/21	\$0.00	\$0.00	\$6,000.00	\$98,000.00	\$5,500.00	\$1,000.00	\$500.00	\$97,000.00	\$0.00

Project Status and Expenditures

Project Title				Test FY 19/20 Enhancements			Project ID		SGR ID		2020-6162-001	
Project Category		Maintenance		Asset Type		Rolling Stock/Fleet		Original Condition of Asset			Moderate	
Estimated Useful Life		10		Specialized Services Project		No						
Project Description												
Test project												
Project Location												
County		Humboldt					City					
Legislative Districts												
State Senate		10		State Assembly		15		US Congress		20		
Project		Behind		Original Total Project Cost		\$50,000.00		Condition of Asset at Completion				
Actual Project Start		05/01/2021		Estimated Project Completion		07/01/2022		Percentage Complete as of Sept			55	
Explanation for Delay		Test not started										

SGR Funding

FY	Original Est Allocation		Actual Allocation		Expenditures as of Sept 30th		Balance	
	99313	99314	99313	99314	99313	99314	99313	99314
17/18	\$0.00	\$0.00	\$0.00	\$0.00	\$0.00	\$0.00	\$0.00	\$0.00
18/19	\$0.00	\$0.00	\$1,450.00	\$20,000.00	\$1,450.00	\$20,000.00	\$0.00	\$0.00
19/20	\$0.00	\$0.00	\$2,500.00	\$3,200.00	\$2,500.00	\$3,200.00	\$0.00	\$0.00
20/21	\$0.00	\$0.00	\$500.00	\$7,800.00	\$500.00	\$0.00	\$0.00	\$0.00
Future Years	\$0.00	\$0.00	\$0.00	\$0.00	\$0.00	\$0.00	\$0.00	\$0.00
Interest Expended								

Project Title		Skip add new project test			Project ID		SGR ID		2020-6162-003		
Project Category		Replacement		Asset Type	Rolling Stock/Fleet		Original Condition of Asset		Poor		
Estimated Useful Life		15	Specialized Services Project		No						
Project Description											
Test											
Project Location											

Fully Expended Fiscal Years Will Not Display on New Projects

When a FY of SGR funds have been reported as being fully expended on a previous Project Status and Expenditure Report, that particular FY of SGR funds will no longer be displayed on future project's SGR Funding Profiles as those funds are fully spent and therefore no longer available.

The example below shows an agency that expended all their FY 17/18 SGR funds during the previous reporting period.

CA.GOV
SB1 CalSMART TEST

Dashboard Submittals Reporting Users

Logged in as: [supercali707@gmail.com](#) Logout

*Agency Address 100 main st *City stockton State CA *Zip Code 90210

*Agency Contact Stef Tester *Agency Contact Title Operator Tester

*Agency Contact Phone (222) 333-4444 *Agency Contact Email Address jcb.alm@att.net

Summary of SGR Funding

FY	Amounts Issued by SCO		Actual Allocation		Expenditures as of Sept 30th		Balance		Interest Accrued
	99313	99314	99313	99314	99313	99314	99313	99314	
17/18	\$	\$132,507.99	\$54,000.00	\$55,120.00	\$54,000.00	\$55,120.00	\$0.00	\$0.00	\$
18/19	\$	\$	\$150,000.00	\$75,000.00	\$500.00	\$57,246.00	\$149,500.00	\$17,754.00	\$
19/20	\$	\$	\$	\$62,000.00	\$	\$	\$0.00	\$62,000.00	\$

When this agency creates a new project, the SGR Funding table will not display a FY 17/18 funding line as those funds are fully expended and therefore no longer available for allocation.

State of Good Repair Program

Project Adding new project for 20/21 Reporting Cycle SGR Project ID 2021-6262-008 Reporting Period FY 20/21

*Project Status On Track *Original Total Project Cost ? \$ 10,000.00

SGR Funding

FY	Original Est Allocation		Actual Allocation		Expenditures as of Sept 30th		Balance	
	99313	99314	99313	99314	99313	99314	99313	99314
18/19	\$	\$	\$	\$	\$	\$	\$0.00	\$0.00
19/20	\$	\$	\$	\$	\$	\$	\$0.00	\$0.00
20/21	\$	\$	\$	\$5,100.00	\$	\$100.00	\$0.00	\$5,000.00
Future Years	\$	\$	\$	\$	\$	\$	\$0.00	\$0.00

Interest Expended

If you have any questions, please contact your district liaison or email SB1SGRcomments@dot.ca.gov. A WebEx meeting can be arranged to answer questions you may have regarding expenditure reporting in CalSMART.

Districts 1, 2, 3, 6, 8, & 9 email scott.kingsbury@dot.ca.gov

Districts 4, 10, 11, & 12 email stefanie.acton@dot.ca.gov

Districts 5, 7 email jayme.desormier@dot.ca.gov