DEPARTMENT OF TRANSPORTATION
OFFICE OF THE DIRECTOR
P.O. BOX 942873, MS-49
SACRAMENTO, CA 94273-0001
PHONE (916) 654-6130
FAX (916) 653-5776
TTY 711
www.dot.ca.gov

Making Conservation a California Way of Life.

May 3, 2018

The Honorable Holly J. Mitchell, Chair
Senate Budget and Fiscal Review Committee
State Capitol, Room 5019
Sacramento, CA 95814

The Honorable Phil Ting, Chair
Assembly Budget Committee
State Capitol, Room 6026
Sacramento, CA 95814

Dear Senator Mitchell and Assembly Member Ting:

I am pleased to submit the supplemental information that substantiates the California Department of Transportation's Capital Outlay Support (COS) Budget as required by Streets and Highway Code Section 167(h).

Distribution to the California State Legislature has been made by the Department pursuant to Government Code Section 9795.

Additionally, this report can be found at www.dot.ca.gov/legislative/reports-legislature.html.

Sincerely,

for LAURIE BERMAN
Director

Enclosures

(1) Attachment 1 – COS Fiscal Year 2018-19 Project Workload File
(2) Attachment 2 – Support to Capital Ratios for Projects Completed in Fiscal Year 2016-17
(3) Attachment 3 – Fiscal Year 2017-18 Staffing Levels
(4) Attachment 4 – COS 5-Year Projection of Workload and Resources Fiscal Year 2017-18 to Fiscal Year 2022-23
(5) Attachment 5/6 – Personnel Year (PY) and Personnel Year Equivalent (PYE) Cost Rates Fiscal Year 2017-18

(6) Attachment 7a – Summary of Project Direct COS Fiscal Year 2018-19 Workload by Component
(7) Attachment 7b – COS Fiscal Year 2018-19 Workload Changes
(8) Attachment 8 – Summary of Projects Fiscal Year 2018-19
(9) Attachment 9 – Summary of Milestones to be Achieved in Fiscal Year 2018-19
(10) Attachment 10a – Summary of Prior Year Expenditures (Fiscal Year 2016-17)
(11) Attachment 10b – Summary of Prior Year Staffing Levels (Fiscal Year 2016-17)
(12) Compact Disc containing this cover letter and all attachments

c: Senator Bob Wieckowski, Chair, Senate Budget Subcommittee No. 2
Assemblymember Richard Bloom, Chair, Assembly Budget Subcommittee No. 3
Mr. Mac Taylor, Legislative Analyst
Mr. Randy Chinn, Chief Consultant, Senate Transportation and Housing Committee
Mr. Eric Thronson, Chief Consultant, Assembly Transportation Committee
Ms. Jennifer Troia, Consultant, Joint Legislative Budget Committee
Ms. Heather Wood, Consultant, Senate Republican Caucus
Ms. Barbara Gausewitz, Consultant, Assembly Republican Caucus
Mr. Anthony Simbol, Deputy Legislative Analyst, Legislative Analyst's Office
Mr. Paul Golaszewski, Principal Fiscal and Policy Analyst, Legislative Analyst's Office
Ms. Tina McGee, Executive Secretary, Legislative Analyst's Office
Mr. Mark Monroe, Assistant Program Budget Manager, Department of Finance

DEPARTMENT OF TRANSPORTATION
OFFICE OF THE DIRECTOR
P.O. BOX 942873, MS-49
SACRAMENTO, CA 94273-0001
PHONE (916) 654-6130
FAX (916) 653-5776
TTY 711
www.dot.ca.gov

Making Conservation a California Way of Life.

May 3, 2018

Ms. Diane Boyer-Vine
Legislative Counsel
State Capitol, Room 3021
Sacramento, CA 95814

Mr. Daniel Alvarez
Secretary of the Senate
State Capitol, Room 3044
Sacramento, CA 95814

Mr. E. Dotson Wilson
Chief Clerk of the Assembly
State Capitol, Room 3196
Sacramento, CA 95814

Dear Ms. Boyer-Vine, Mr. Alvarez, and Mr. Wilson:

I am pleased to submit the supplemental information that substantiates the California Department of Transportation's Capital Outlay Support (COS) Budget as required by Streets and Highway Code Section 167(h).

Distribution to the California State Legislature has been made by the Department pursuant to Government Code Section 9795.

Additionally, this report can be found at www.dot.ca.gov/legislative/reports-legislature.html.

Sincerely,

for LAURIE BERMAN
Director

Enclosures
(1) Attachment 1 – COS Fiscal Year 2018-19 Project Workload File
(2) Attachment 2 – Support to Capital Ratios for Projects Completed in Fiscal Year 2016-17

(3) Attachment 3 – Fiscal Year 2017-18 Staffing Levels
(4) Attachment 4 – COS 5-Year Projection of Workload and Resources Fiscal Year 2017-18 to Fiscal Year 2022-23
(5) Attachment 5/6 – Personnel Year (PY) and Personnel Year Equivalent (PYE) Cost Rates Fiscal Year 2017-18
(6) Attachment 7a – Summary of Project Direct COS Fiscal Year 2018-19 Workload by Component
(7) Attachment 7b – COS Fiscal Year 2018-19 Workload Changes
(8) Attachment 8 – Summary of Projects Fiscal Year 2018-19
(9) Attachment 9 – Summary of Milestones to be Achieved in Fiscal Year 2018-19
(10) Attachment 10a – Summary of Prior Year Expenditures (Fiscal Year 2016-17)
(11) Attachment 10b – Summary of Prior Year Staffing Levels (Fiscal Year 2016-17)
(12) Compact Disc containing this cover letter and all attachments

Attachment 1
COS Fiscal Year 2018-19 Project Workload File

EFIS ID	Project Type	CO	RTE	Work Description	DIST PAED	DIST PSE	DIST RW	DIST CON	DES PAED	DES PSE	DES RW	DES CON	Document	Document Year	PA&ED in 18/19	RTL in 18/19	RW Cert in 18/19	CCA in 18/19	Support To Capital %[2]	Total Capital Budget[1]	Total Support Budget[1]	Environmental Support Budget	Design Support Budget	Right of Way Support Budget	Construction Support Budget	Total Capital Expenditures	Total Support Expenditures	Estimated Construction Start Date[3]	Estimated Construction End Date[4]	Estimated Project End Date[5]	PAED Implementing Agency	PSE Implementing Agency	ROW Implementing Agency	CON Implementing Agency
0100000005	STIP	MEN	101	CONSTRUCT 2 LANE HIGHWAY	0.00	0.00	0.84	6.73	0.00	0.00	0.00	0.22	STIP	2016	No	No	No	No	49%	237,255,000	116,621,000	9,865,000	39,940,000	5,625,000	61,191,000	216,003,872	113,569,518	07/15/12	12/22/16	12/31/27	Caltrans	Caltrans	Caltrans	Caltrans
0100000078	BOND STIP	HUM	101	CONSTRUCT INTERCHANGE	0.00	0.00	0.05	0.00	0.00	0.00	0.00	0.00	STIP	2008	No	No	No	No	4%	51,540,000	2,100,000	0	0	0	2,100,000	25,047,030	8,617,878	10/23/08	02/14/11	03/15/19	Caltrans	Caltrans	Caltrans	Caltrans
0100000084	SHOPP	HUM	101	REPLACE BRIDGES	0.00	0.00	0.11	0.16	0.00	0.00	0.00	0.01	SHOPP	2006	No	No	No	No	25%	46,140,000	11,313,000	11,138,000	0	0	175,000	44,689,783	18,452,051	09/26/08	02/27/14	03/29/20	Caltrans	Caltrans	Caltrans	Caltrans
0100000086	PHASE II/TOLL SEISMIC/OTHER TOLL	HUM	255	SEISMIC RETROFIT - PHASE 2	0.00	0.00	0.00	0.34	0.00	0.00	0.00	0.00	N/A	N/A	No	No	No	No	1%	47,534,000	252,000	0	0	0	252,000	23,899,849	8,566,480	02/11/03	04/24/06	01/13/22	Caltrans	Caltrans	Caltrans	Caltrans
0100000095	SHOPP	MEN	001	WIDEN ROAD AND REPLACE BRIDGE	0.00	0.00	0.03	0.23	0.00	0.00	0.00	0.01	SHOPP	2010	No	No	No	No	95%	9,700,000	9,220,000	2,175,000	3,575,000	475,000	2,995,000	11,156,947	10,767,472	11/28/11	11/06/14	12/02/25	Caltrans	Caltrans	Caltrans	Caltrans
0100000125	SHOPP	MEN	020	REHABILITATE DRAINAGE	0.00	0.00	0.06	0.22	0.00	0.00	0.00	0.00	SHOPP	2012	No	No	No	No	214%	1,642,000	3,520,000	735,000	1,655,000	500,000	630,000	1,377,966	4,001,658	09/10/13	11/10/14	07/01/23	Caltrans	Caltrans	Caltrans	Caltrans
0100000127	STIP	HUM	101	UPGRADE 4-LANE FACILITY	0.00	7.36	0.62	0.00	0.00	3.00	0.00	0.00	STIP	2016	No	No	No	No	30%	28,560,000	8,617,000	3,063,000	2,656,000	798,000	2,100,000	514,167	3,722,113	04/07/21	12/01/23	12/01/25	Caltrans	Caltrans	Caltrans	Caltrans
0100000135	SHOPP	MEN	253	REPLACE CULVERTS	0.00	0.00	0.32	0.41	0.00	0.00	0.00	0.00	SHOPP	2008	No	No	No	No	97%	3,242,000	3,153,000	719,000	864,000	725,000	845,000	2,557,690	3,531,766	03/17/11	10/26/12	12/31/19	Caltrans	Caltrans	Caltrans	Caltrans
0100000136	SHOPP	MEN	128	CULVERT REHABILITATION	0.00	0.00	0.00	0.02	0.27	0.00	0.00	0.00	SHOPP	2012	No	No	No	No	104%	5,200,000	5,422,000	912,000	2,260,000	1,100,000	1,150,000	4,524,872	5,283,011	12/20/13	02/22/16	07/22/23	Caltrans	Caltrans	Caltrans	Caltrans
0100000137	SHOPP	MEN	128	CULVERT REHABILITATION	0.00	0.00	0.04	0.19	0.00	0.00	0.00	0.00	SHOPP	2014	No	No	No	No	196%	2,120,000	4,154,000	742,000	2,000,000	475,000	937,000	1,767,959	4,204,085	01/29/16	03/02/17	06/30/23	Caltrans	Caltrans	Caltrans	Caltrans
0100000141	PHASE II/TOLL SEISMIC/OTHER TOLL	MEN	001	REPLACE BRIDGE	0.00	0.00	0.00	0.35	0.00	0.00	0.00	0.00	SHOPP	2006	No	No	No	No	1%	85,996,000	563,000	0	0	0	563,000	51,193,052	15,807,719	01/11/07	08/17/10	12/28/22	Caltrans	Caltrans	Caltrans	Caltrans
0100000143	SHOPP	MEN	001	CONSTRUCT BRIDGE, ROCK FISH WEIR	0.00	0.00	0.00	0.59	0.00	0.00	0.00	0.00	SHOPP	2010	No	No	No	No	66%	4,220,000	2,791,000	591,000	1,250,000	50,000	900,000	4,661,866	3,893,434	01/23/13	03/13/14	12/31/19	Caltrans	Caltrans	Caltrans	Caltrans
0100000148	SHOPP	MEN	101	REMOVE RETAINING WALL AND PLACE RSP	0.00	0.00	0.00	0.15	0.00	0.00	0.00	0.00	SHOPP	2010	No	No	No	No	130%	2,431,000	3,153,000	300,000	850,000	431,000	1,572,000	2,418,797	2,221,442	09/07/11	12/20/12	01/31/19	Caltrans	Caltrans	Caltrans	Caltrans
0100000154	SHOPP	MEN	001	REPLACE BRIDGE	1.73	0.00	0.50	0.00	1.57	0.00	0.00	0.00	SHOPP	2016	No	No	No	No	30%	61,447,000	18,145,000	6,147,000	5,220,000	828,000	5,950,000	66,991	3,808,804	02/12/21	10/15/24	10/15/30	Caltrans	Caltrans	Caltrans	Caltrans
0100000155	SHOPP	MEN	001	REPLACE BRIDGE	1.36	0.00	0.50	0.00	2.63	5.04	0.00	0.00	SHOPP	2016	No	No	No	No	44%	43,099,000	19,113,000	6,420,000	5,593,000	810,000	6,290,000	64,326	3,810,041	02/19/21	10/01/24	10/01/26	Caltrans	Caltrans	Caltrans	Caltrans
0100000158	SHOPP	HUM	254	DRAINAGE RESTORATION	0.00	1.23	0.08	0.00	0.00	0.15	0.00	0.00	SHOPP	2016	No	Yes	Yes	No	165%	1.758.000	2.903.000	1.511.000	838.000	151.000	403.000	4.591	1.482.389	07/01/19	12/01/20	12/01/22	Caltrans	Caltrans	Caltrans	Caltrans
0100000167	SHOPP	LAK	020	REHABILITATE ROADWAY AND REALIGN CURVES	0.00	0.00	0.00	0.08	0.00	0.00	0.00	0.00	SHOPP	2006	No	No	No	No								18,854,052	7,528,958	09/14/06	11/05/09	03/15/19	Caltrans	Caltrans	Caltrans	Caltrans
0100000172	SHOPP	HUM	299	RECONSTRUCT ROADWAY WITH HMA	0.00	0.00	0.00	0.25	0.00	0.00	0.00	0.00	SHOPP	2010	No	No	No	No	52%	10,626,000	5,538,000	1,170,000	1,703,000	65,000	2,600,000	9,677,943	4,158,858	01/10/13	05/15/15	03/01/23	Caltrans	Caltrans	Caltrans	Caltrans
0100000180	SHOPP	LAK	VAR	CULVERT REHABILITATION	0.00	0.05	0.11	3.61	0.00	0.02	0.00	0.01	SHOPP	2016	No	No	No	No	99%	4.211.000	4.178.000	970.000	1.573.000	500.000	1.135.000	112.967	1.565.585	07/18/18	12/01/19	12/01/21	Caltrans	Caltrans	Caltrans	Caltrans
0100000186	SHOPP	HUM	254	REPLACE BRIDGE RAILS AND WIDEN (FOUR BRIDGES)	0.00	0.00	0.06	1.31	0.00	0.00	0.00	0.96	SHOPP	2014	No	No	No	No	116%	3,372,000	3,897,000	1,600,000	1,200,000	197,000	900,000	2,473,896	3,501,769	02/14/17	07/01/19	10/01/20	Caltrans	Caltrans	Caltrans	Caltrans
0100000193	SHOPP	DN	101	REPLACE BRIDGE	0.00	0.00	1.13	0.00	0.00	0.00	0.00	0.00	SHOPP	2016	No	No	No	No	46%	54,348,000	25,106,000	12,356,000	3,700,000	650,000	8,400,000	30,430	11,945,510	12/10/21	12/02/25	12/02/27	Caltrans	Caltrans	Caltrans	Caltrans
0100000266	SHOPP	HUM	101	STAA OPERATIONAL IMPROVEMENT PROJECT	0.00	1.14	0.11	4.01	0.00	0.14	0.00	0.60	SHOPP	2012	No	Yes	Yes	No	78%	5,654,000	4,399,000	1,307,000	1,565,000	327,000	1,200,000	35,532	7,296,723	01/01/19	06/01/20	12/01/21	Caltrans	Caltrans	Caltrans	Caltrans
0100000330	SHOPP	MEN	001	REALIGN ROADWAY, PLACE HMA OVER AB	0.00	0.00	0.02	0.63	0.00	0.00	0.00	0.00	SHOPP	2010	No	No	No	No	89%	1,905,000	1,691,000	131,000	610,000	300,000	650,000	1,706,956	1,966,682	11/09/11	10/26/12	12/30/20	Caltrans	Caltrans	Caltrans	Caltrans
0100000331	SHOPP	MEN	001	REPAIR STORM DAMAGE	0.00	0.00	0.03	0.29	0.00	0.00	0.00	0.00	SHOPP	2012	No	No	No	No	48%	6,318,000	3,025,000	625,000	1,500,000	180,000	720,000	5,407,545	5,524,302	08/06/14	11/04/16	12/15/21	Caltrans	Caltrans	Caltrans	Caltrans
0100000334	SHOPP	HUM	254	REPAIR STORM DAMAGE	0.00	0.00	0.04	0.12	0.00	0.00	0.00	0.00	SHOPP	2012	No	No	No	No	97%	940,000	915,000	100,000	575,000	15,000	225,000	651,355	1,156,067	12/06/12	11/15/13	12/31/19	Caltrans	Caltrans	Caltrans	Caltrans
0100000351	SHOPP	MEN	128	REPAIR STORM DAMAGE	0.00	0.00	0.00	0.00	0.00	0.00	0.00	0.00	SHOPP	2012	No	No	No	No	141%	4,212,000	5,935,000	989,000	2,473,000	495,000	1,978,000	3,971,673	4,065,147	11/19/13	12/07/15	07/04/18	Caltrans	Caltrans	Caltrans	Caltrans
0100000353	SHOPP	DN	101	REMOVE & RECONSTRUCT HINGES @ SPANS 2, 8 & 11	0.00	0.00	0.03	0.33	0.00	0.00	0.00	0.00	SHOPP	2012	No	No	No	No	60%	5,062,000	3,046,000	800,000	421,000	125,000	1,700,000	4,052,421	2,908,795	05/24/13	03/02/16	12/01/21	Caltrans	Caltrans	Caltrans	Caltrans
0100000371	STIP	DN	195	SHOULDER WIDENING & BRIDGE WIDENING /REPLACEMENT	0.00	0.00	0.02	4.86	0.00	0.00	0.00	0.94	STIP	2012	No	No	No	No	36%	15,475,000	5,522,000	1,137,000	2,385,000	100,000	1,900,000	1,626,536	5,406,842	01/03/14	12/01/20	12/01/26	Caltrans	Caltrans	Caltrans	Caltrans
0100000396	SHOPP	HUM	299	INSTALL IRRIGATION SYSTEM	0.00	0.00	0.00	1.22	0.00	0.00	0.00	0.00	SHOPP	2010	No	No	No	No	53%	1,433,000	757,000	194,000	357,000	51,000	155,000	1,197,662	1,446,068	02/15/11	02/10/12	12/29/23	Caltrans	Caltrans	Caltrans	Caltrans
0100000419	SHOPP	MEN	128		0.00	0.00	0.00	0.00	0.00	0.00	0.00	0.00	SHOPP	2006	No	No	No	No								138,729	07/21/08	08/13/08	04/01/20	Caltrans	Caltrans	Caltrans	Caltrans
0100000438	SHOPP	LAK	020	Improve Intersection	0.00	0.00	0.25	0.03	0.00	0.00	0.00	0.00	SHOPP	2012	No	No	No	No	36%	4,717,000	1,698,000	286,000	587,000	316,000	509,000	3,856,574	3,101,998	02/03/15	12/07/15	12/01/18	Caltrans	Caltrans	Caltrans	Caltrans
0100000672	SHOPP	MEN	001	BRIDGE RAIL UPGRADE AND WIDENING	0.92	3.95	0.63	0.00	0.10	3.91	0.00	0.00	SHOPP	2016	Yes	No	No	No	65%	16,749,000	10,805,000	3,989,000	2,825,000	341,000	3,650,000	20,191	3,559,767	09/04/20	10/15/21	10/13/23	Caltrans	Caltrans	Caltrans	Caltrans
0100002013	SHOPP	LAK	175	SHOULDER WIDENING	0.00	0.16	0.27	3.43	0.00	0.18	0.00	0.19	SHOPP	2016	No	No	No	No	71%	12,221,000	8,705,000	2,528,000	2,428,000	865,000	2,784,000	250,220	3,403,464	10/17/18	10/18/21	10/18/23	Caltrans	Caltrans	Caltrans	Caltrans
0100020097	SHOPP	MEN	001	CONSTRUCT MBGR & CENTERLINE RUMBLE STRIPS	0.00	0.00	0.00	0.40	0.00	0.00	0.00	0.00	SHOPP	2012	No	No	No	No	64%	2,107,000	1,358,000	30,000	709,000	45,000	574,000	1,775,147	1,769,828	04/30/14	10/02/14	12/31/19	Caltrans	Caltrans	Caltrans	Caltrans
0100020190	PARTNERSHIP	LAK	020		0.00	0.00	0.02	0.30	0.00	0.00	0.00	0.01	N/A	N/A	No	No	No	No							0	250,651	10/03/17	07/01/19	07/01/20	Lake County	Lake County	Lake County	Lake County
0100020263	SHOPP	LAK	053	WIDEN ROADWAY WITH HMA OVER AB	0.00	0.00	0.06	0.21	0.00	0.00	0.00	0.00	SHOPP	2008	No	No	No	No	37%	14,813,000	5,534,000	939,000	1,338,000	576,000	2,681,000	13,247,938	7,418,463	02/15/11	02/11/14	02/12/21	Caltrans	Caltrans	Caltrans	Caltrans
0100020290	SHOPP	HUM	299	SHOULDER WIDENING	0.00	0.00	0.04	0.02	0.00	0.00	0.00	0.00	SHOPP	2014	No	No	No	No	65%	1.990.000	1.284.000	339.000	475.000	54.000	416.000	1.870.393	1.123.004	07/21/16	07/19/17	07/01/19	Caltrans	Caltrans	Caltrans	Caltrans
0100020307	SHOPP	HUM	299	Curve Improvement	0.00	0.00	0.06	0.03	0.00	0.00	0.00	0.00	SHOPP	2014	No	No	No	No	44%	2,528,000	1,100,000	300,000	423,000	54,000	323,000	2,278,725	1,598,719	09/02/15	11/13/17	05/01/19	Caltrans	Caltrans	Caltrans	Caltrans
0100020308	SHOPP	HUM	299	CURVE IMPROVEMENT	0.00	0.00	0.04	0.08	0.00	0.00	0.00	0.00	SHOPP	2014	No	No	No	No	37%	3,941,000	1,470,000	428,000	622,000	52,000	368,000	3,550,768	1,216,028	04/05/16	06/07/17	09/01/18	Caltrans	Caltrans	Caltrans	Caltrans
0100020336	SHOPP	MEN	101	UPGRADE BRIDGE RAIL	0.00	0.00	0.12	0.18	0.00	0.00	0.00	0.03	SHOPP	2014	No	No	No	No	171%	891,000	1,522,000	407,000	485,000	80,000	550,000	810,464	1,380,677	08/03/16	08/23/17	12/01/19	Caltrans	Caltrans	Caltrans	Caltrans
0100020337	PARTNERSHIP	MEN	101		0.00	0.00	0.00	0.31	0.00	0.00	0.00	0.00	N/A	N/A	No	No	Yes								0	247,203	10/10/17	12/31/18	01/01/20	Ukiah, City of	Ukiah, City of	Ukiah, City of	Ukiah, City of
0100020398	SHOPP	HUM	299		0.00	0.00	0.00	0.90	0.00	0.00	0.00	0.00	SHOPP	2010	No	No	No	No	33%	3,000,000	1,000,000	0	0	0	1,000,000	2,994,373	426,303	05/05/11	06/07/14	01/01/24	Caltrans	Caltrans	Caltrans	Caltrans
0100020420	SHOPP	HUM	101		0.00	0.00	0.04	0.07	0.00	0.00	0.00	0.00	SHOPP	2010	No	No	No	No							8,585,535	1,582,325	10/07/10	01/20/12	10/01/20	Caltrans	Caltrans	Caltrans	Caltrans
0100020425	SHOPP	HUM	299	CURVE IMPROVEMENT	0.00	0.00	0.04	0.02	0.00	0.00	0.00	0.00	SHOPP	2014	No	No	No	No	27%	5,248,000	1,398,000	526,000	526,000	66,000	280,000	2,661,917	1,498,928	07/28/15	03/30/17	05/01/19	Caltrans	Caltrans	Caltrans	Caltrans
0100020432	SHOPP	LAK	020	INSTALL MBGR	0.00	0.00	0.00	0.18	0.00	0.00	0.00	0.01	SHOPP	2014	No	No	No	No	109%	925,000	1,006,000	151,000	222,000	11,000	622,000	809,150	797,037	07/23/15	01/05/16	11/01/18	Caltrans	Caltrans	Caltrans	Caltrans
0100020444	SHOPP	DN	101	REPLACE BRIDGE	0.00	5.07	0.02	0.00	0.00	4.34	0.00	0.00	SHOPP	2016	Yes	No	No	No	56%	19,345,000	10,765,000	3,390,000	1,720,000	373,000	3,282,000	0	3,150,920	06/15/20	12/30/23	12/30/27	Caltrans	Caltrans	Caltrans	Caltrans
0100020447	SHOPP	DN	199	WIDENING	0.00	0.29	0.06	6.01	0.00	0.16	0.00	0.00	SHOPP	2014	No	Yes	Yes	Yes	44%	4,700,000	2,050,000	300,000	700,000	150,000	900,000	168,338	1,964,691	11/29/18	05/01/19	05/01/21	Caltrans	Caltrans	Caltrans	Caltrans
0112200001	SHOPP	HUM	096	CURVE IMPROVEMENT	0.00	0.00	0.01	1.11	0.00	0.00	0.00	0.26	SHOPP	2014	No	No	No	No	72%	3,202,000	2,313,000	491,000	975,000	67,000	780,000	2,323,497	1,360,191	05/18/16	07/01/19	10/01/20	Caltrans	Caltrans	Caltrans	Caltrans
0112200003	SHOPP	LAK	020	REPLACE HOT MIX ASPHALT, APPLY GAP GRADED RUBBERIZED HOT MIX ASPHALT	0.00	0.00	0.00	0.01	0.00	0.00	0.00	0.00	SHOPP	2012	No	No	No	No	9%	19,190,000	1,657,000	300,000	380,000	47,000	930,000	18,982,698	4,153,377	09/16/14	12/27/16	07/31/18	Caltrans	Caltrans	Caltrans	Caltrans
0112200010	SHOPP	LAK	020	UPGRADE CURB RAMPS & SIDEWALK	0.00	0.00	0.51	0.05	0.00	0.00	0.00	0.00	SHOPP	2014	No	No	No	No	88%	1,177,000	1,037,000	109,000	252,000	445,000	231,000	787,383	990,496	11/28/16	08/23/17	08/22/19	Caltrans	Caltrans	Caltrans	Caltrans
0112200023	SHOPP	DN	101	BRIDGE SEISMIC RETROFIT	0.00	0.00	0.03	0.18	0.00	0.00	0.00	0.01	SHOPP	2014	No	No	No	No	201%	1,239,000	2,490,000	850,000	900,000	40,000	700,000	1,100,075	1,726,087	05/10/16	09/05/17	12/01/20	Caltrans	Caltrans	Caltrans	Caltrans
0112200110	SHOPP PA	MEN	001	Install ADA Pedestrian Infrastructure	2.99	0.00	0.00	0.00	0.11	0.00	0.00	0.00	N/A	N/A	No	No	No	No							0		07/01/21	12/01/22	12/01/24	Caltrans	Caltrans	Caltrans	Caltrans
0112200112	SHOPP	DN	101	RECONSTRUCT ROADWAY	0.00	0.00	0.15	0.63	0.00	0.00	0.00	0.13	SHOPP	2014	No	No	No	Yes	100%	3.633.000	3.640.000	400.000	1.500.000	90.000	1.650.000	2.832.620	1.724.071	06/23/16	09/01/18	09/01/20	Caltrans	Caltrans	Caltrans	Caltrans
0112200113	SHOPP	DN	101	CONSTRUCT SOLDIER PILE WALL	0.00	0.00	0.26	0.09	0.00	0.00	0.00	0.06	SHOPP	2014	No	No	No	No	60%	4,153,000	2,477,000	107,000	1,550,000	120,000	700,000	2,282,500	2,544,014	07/26/16	09/29/17	09/26/19	Caltrans	Caltrans	Caltrans	Caltrans
0112200114	SHOPP	DN	101	STABILIZE ROADWAY	0.00	0.00	0.05	0.07	0.00	0.00	0.00	0.03	SHOPP	2014	No	No	No	Yes	54%	3,865,000	2,075,000	85,000	1,250,000	40,000	700,000	3,292,953	2,096,346	10/14/15	08/01/18	08/01/20	Caltrans	Caltrans	Caltrans	Caltrans
0112200115	SHOPP	DN	199	CONSTRUCT BUTTRESSES	0.00	0.00	0.01	0.00	0.00	0.00	0.00	0.00	SHOPP	2014	No	No	No	No	49%	2,043,000	1,010,000	200,000	400,000	10,000	400,000	1,903,539	1,327,200	01/26/16	12/05/16	12/01/18	Caltrans	Caltrans	Caltrans	Caltrans
0112200116	SHOPP	DN	199	CONSTRUCT SOLDIER PILE WALL	0.00	0.00	0.03	0.10	0.00	0.00	0.00	0.02	SHOPP	2014	No	No	No	No	86%	2,165,000	1,860,000	300,000	900,000	10,000	650,000	2,075,463	1,618,634	03/29/16	09/05/17	12/01/19	Caltrans	Caltrans	Caltrans	Caltrans
0112200118	SHOPP	HUM	036	RECONSTRUCT ROADWAY & DRAINAGE	0.00	0.00	0.05	0.00	0.00	0.00	0.01	0.02	SHOPP	2014	No	No	No	No	67%	1,680,000	1,123,000	141,000	680,000	20,000	282,000	1,430,450	1,202,455	09/11/15	11/02/17	12/01/19	Caltrans	Caltrans	Caltrans	Caltrans
0112200120	SHOPP	HUM	036	RECONSTRUCT ROADWAY & DRAINAGE	0.00	0.00	0.10	0.08	0.00	0.00	0.00	0.01	SHOPP	2014	No	No	No	No	130%	1,341,000	1,746,000	250,000	1,100,000	60,000	336,000	1,153,488	1,546,947	10/12/15	12/08/16	01/01/19	Caltrans	Caltrans	Caltrans	Caltrans
0112200124	SHOPP	HUM	101	RECONSTRUCT ROADWAY & DRAINAGE	0.00	0.00	0.00	0.03	0.00	0.00	0.00	0.00	SHOPP	2014	No	No	No	No	80%	1,695,000	1,354,000	217,000	651,000	50,000	436,000	1,625,603	1,106,459	08/04/15	10/07/16	12/31/20	Caltrans	Caltrans	Caltrans	Caltrans
0112200126	SHOPP	HUM	101	REPLACE 2 DRAINAGE SYSTEMS AND INSTALL HORIZONTAL DRAINS	0.00	0.00	0.06	1.72	0.00	0.00	0.00	0.08	SHOPP	2016	No	No	No	Yes	140%	1,832,000	2,566,000	270,000	1,500,000	90,000	706,000	429,921	1,695,499	11/28/17	01/02/19	01/02/21	Caltrans	Caltrans	Caltrans	Caltrans
0112200127	SHOPP	HUM	101	BIG LAGOON SLIPOUT REPAIR	0.00	0.00	0.08	1.96	0.00	0.00	0.00	0.78	SHOPP	2014	No	No	No	Yes	70%	5,179,000	3,602,000	233,000	1,889,000	80,000	1,400,000	3,550,056	2,650,407	01/30/16	12/01/18	12/01/20	Caltrans	Caltrans	Caltrans	Caltrans
0112200128	SHOPP	HUM	169	REPAIR SLIPOUTS	0.00	0.00	0.18	1.77	0.00	0.00	0.00	0.15	SHOPP	2014	No	No	No	No	76%	3,438,000	2,628,000	253,000	1,340,000	120,000	915,000	2,304,409	2,073,460	12/21/16	12/21/17	10/01/19	Caltrans	Caltrans	Caltrans	Caltrans
0112200130	SHOPP	HUM	299	REPAIR SLIDES & SLIPOUTS	0.00	0.00	0.01	0.36	0.00	0.00	0.01	0.03	SHOPP	2014	No	No	No	No	95%	1,928,000	1,825,000	124,000	961,000	10,000	730,000	1,819,915	1,097,994	02/25/16	06/20/17	06/20/19	Caltrans	Caltrans	Caltrans	Caltrans
0112200131	SHOPP	MEN	001	REPAIR SLIDE & SLIPOUT	0.00	0.00	0.00	0.00	0.00	0.00	0.00	0.00	SHOPP	2014	No	No	No	No	158%	297,000	470,000	100,000	200,000	40,000	130,000	191,729	561,733	01/24/16	08/15/16	12/31/20	Caltrans	Caltrans	Caltrans	Caltrans
0112200133	SHOPP	MEN	101	REPAIR SLIDES	0.00	0.00	0.01	1.52	0.00	0.00	0.00	2.21	SHOPP	2014	No	No	No	No	32%	14,128,000	4,533,000	620,000	2,285,000	128,000	1,500,000	3,312,318	3,633,800	11/03/16	12/02/19	12/01/25	Caltrans	Caltrans	Caltrans	Caltrans
0112200134	SHOPP	MEN	101	REPAIR SLIDE & SLIPOUT	0.00	0.00	0.02	1.01	0.00	0.00	0.01	0.09	SHOPP	2014	No	No	No	Yes	79%	1,929,000	1,530,000	243,000	729,000	48,000	510,000	252,560	1,156,797	01/09/17	12/01/18	12/01/20	Caltrans	Caltrans	Caltrans	Caltrans
0112200135	SHOPP	MEN	128	STABILIZE ROADWAY	0.00	0.00	0.03	0.23	0.00	0.00	0.01	0.01	SHOPP	2014	No	No	No	No	156%	1,466,000	2,280,000	370,000	1,110,000	40,000	760,000	1,178,340	1,969,319	02/09/16	09/28/17	07/01/20	Caltrans	Caltrans	Caltrans	Caltrans
0112200136	SHOPP	MEN	162	REPAIR SLIPOUTS	0.00	0.00	0.02	0.25	0.00	0.00	0.00	0.00	SHOPP	2014	No	No	No	No	92%	1,771,000	1,630,000	161,000	483,000	56,000	930,000	1,605,178	2,679,130	02/14/17	09/05/17	12/15/20	Caltrans	Caltrans	Caltrans	Caltrans
0112200137	SHOPP	MEN	162	STABILIZE ROADWAY	0.00	0.00	0.02	2.58	0.00	0.00	0.00	0.70	SHOPP	2016	No	No	No	No	79%	5,324,000	4,182,000	270,000	2,312,000	200,000	1,400,000	27,553	2,655,462	10/27/17	12/01/19	12/01/25	Caltrans	Caltrans	Caltrans	Caltrans
0112200138	SHOPP	MEN	162	CONSTRUCT SOLDIER PILE WALL	0.00	0.00	0.01	0.66	0.00	0.00	0.00	0.68	SHOPP	2016	No	No	No	No	69%	3,634,000	2,509,000	318,000	1,320,000	86,000	785,000	2,743,478	2,010,577	01/24/17	01/15/19	04/01/25	Caltrans	Caltrans	Caltrans	Caltrans
0112200139	SHOPP	MEN	253	CONSTRUCT SOLDIER PILE WALL	0.00	0.00	0.00	0.00	0.08	0.00	0.00	0.76	SHOPP	2014	No	No	No	No	55%	2,722,000	1,500,000	249,000	747,000	4,000	500,000	2,657,249	2,196,248	09/02/15	12/29/16	04/15/19	Caltrans	Caltrans	Caltrans	Caltrans
0112200150	SHOPP	DN	199	Shoulder Widening	0.00	0.00	0.01	0.90	0.00	0.00	0.00	1.58	SHOPP	2014	No	No	No	No	113%	3,052,000	3,437,000	1,036,000	685,000	33,000	1,683,000	2,614,081	2,352,352	11/28/16

Attachment 1
COS Fiscal Year 2018-19 Project Workload File

EFIS ID	Project Type	CO	RTE	Work Description	DIST PAED	DIST PSE	DIST RW	DIST CON	DES PAED	DES PSE	DES RW	DES CON	Document	Document Year	PA&ED in 18/19	RTL in 18/19	RW Cert in 18/19	CCA in 18/19	Support To Capital %[2]	Total Capital Budget[1]	Total Support Budget[1]	Environmental Support Budget	Design Support Budget	Right of Way Support Budget	Construction Support Budget	Total Capital Expenditures	Total Support Expenditures	Estimated Construction Start Date[3]	Estimated Construction End Date[4]	Estimated Project End Date[5]	PAED Implementing Agency	PSE Implementing Agency	ROW Implementing Agency	CON Implementing Agency
0113000077	SHOPP	MEN	101	OPEN GRADE AC OVERLAY	0.00	0.00	0.00	0.00	0.00	0.00	0.00	0.00	SHOPP	2014	No	No	No	No	91%	767,000	701,000	179,000	331,000	23,000	168,000	742,685	418,299	10/10/14	06/11/15	07/02/18	Caltrans	Caltrans	Caltrans	Caltrans	Caltrans
0113000090	SHOPP	HUM	036	SHOULDER WIDENING	0.88	1.62	1.96	0.00	0.00	0.01	0.00	0.00	SHOPP	2016	Yes	No	No	No	35%	9,914,000	3,438,000	1,005,000	886,000	592,000	955,000	0	579,194	09/15/20	12/01/22	12/01/24	Caltrans	Caltrans	Caltrans	Caltrans	Caltrans
0113000091	SHOPP	HUM	101	BRIDGE RAIL REPLACEMENT/UPGRADE	0.00	2.41	0.39	0.00	0.00	2.41	0.00	0.00	SHOPP	2016	No	Yes	Yes	No	130%	4,445,000	5,798,000	1,828,000	3,014,000	64,000	892,000	200	1,882,439	11/21/19	12/01/21	12/01/23	Caltrans	Caltrans	Caltrans	Caltrans	Caltrans
0113000094	SHOPP	HUM	101	EUREKA-ARCATA CORRIDOR MGBR	0.00	1.86	0.23	0.09	0.00	0.17	0.00	0.00	SHOPP	2016	No	No	No	No	111%	1,881,000	2,083,000	761,000	1,000,000	55,000	267,000	0	595,249	06/20/19	12/01/20	12/01/22	Caltrans	Caltrans	Caltrans	Caltrans	Caltrans
0113000099	SHOPP	HUM	299	SLOPE REPAIR AND DRAINAGE	0.00	1.63	0.03	0.00	0.00	0.03	0.00	0.00	SHOPP	2016	No	No	No	No	67%	3,027,000	2,042,000	425,000	880,000	89,000	648,000	0	204,973	01/01/20	12/01/22	12/01/24	Caltrans	Caltrans	Caltrans	Caltrans	Caltrans
0113000100	SHOPP	HUM	101	CAPM	0.00	1.24	0.16	0.00	0.00	0.04	0.00	0.00	SHOPP	2016	No	Yes	Yes	No	39%	3,156,000	1,228,000	232,000	167,000	104,000	725,000	0	95,454	10/03/19	12/01/20	12/01/22	Caltrans	Caltrans	Caltrans	Caltrans	Caltrans
0113000109	SHOPP	HUM	096	BRIDGE SEISMIC RETROFIT	0.97	0.86	0.30	0.00	1.10	1.38	0.00	0.00	SHOPP	2016	Yes	No	No	No	87%	7,260,000	6,341,000	2,366,000	1,856,000	171,000	1,948,000	0	367,075	09/01/20	12/07/24	12/01/26	Caltrans	Caltrans	Caltrans	Caltrans	Caltrans
0113000112	SHOPP	HUM	254	REQUIRED ENVIRONMENTAL MITIGATION - CULVERT REPAIR	0.00	0.00	0.08	0.31	0.00	0.00	0.00	0.00	SHOPP	2016	No	No	No	No	122%	762,000	929,000	208,000	410,000	55,000	256,000	7,111	820,389	08/22/17	12/13/17	04/01/19	Caltrans	Caltrans	Caltrans	Caltrans	Caltrans
0113000122	SHOPP	LAK	029	BRIDGE RAIL REPLACEMENT	1.88	1.83	0.39	0.00	0.05	0.79	0.00	0.00	SHOPP	2016	Yes	No	No	No	68%	5,884,000	4,004,000	943,000	1,136,000	324,000	1,601,000	0	400,302	01/01/20	11/01/21	11/01/23	Caltrans	Caltrans	Caltrans	Caltrans	Caltrans
0113000123	SHOPP	MEN	020	REPLACE TWO BRIDGES	1.66	1.43	0.18	0.00	0.39	5.35	0.00	0.00	SHOPP	2016	Yes	No	No	No	51%	26,082,000	13,300,000	2,087,000	3,129,000	260,000	7,824,000	0	322,272	09/01/20	03/01/23	03/01/29	Caltrans	Caltrans	Caltrans	Caltrans	Caltrans
0113000124	SHOPP	HUM	096	CLEAN & PAINT BRIDGES	0.00	0.00	0.03	1.14	0.00	0.00	0.00	0.47	SHOPP	2016	No	No	No	No	99%	1,471,000	1,459,000	307,000	455,000	87,000	610,000	550	528,253	09/07/17	07/01/19	07/01/21	Caltrans	Caltrans	Caltrans	Caltrans	Caltrans
0113000125	SHOPP	MEN	001	BRIDGE RAIL REHABILITATION	3.33	0.00	0.00	0.00	0.08	0.00	0.00	0.00	SHOPP	2016	No	No	No	No	62%	7,658,000	4,758,000	1,363,000	1,445,000	191,000	1,759,000	0	149,555	08/27/21	10/15/22	08/18/24	Caltrans	Caltrans	Caltrans	Caltrans	Caltrans
0113000127	SHOPP	HUM	101	DRICK CAPM	0.00	0.00	0.19	0.56	0.00	0.00	0.00	0.00	SHOPP	2014	No	No	No	No	29%	13,333,000	3,818,000	304,000	592,000	99,000	2,823,000	6,420,500	1,165,092	01/30/17	05/01/18	09/01/19	Caltrans	Caltrans	Caltrans	Caltrans	Caltrans
0113000128	SHOPP	HUM	299	PAVEMENT REHABILITATION	0.00	0.00	0.05	0.04	0.00	0.00	0.00	0.00	SHOPP	2014	No	No	No	No	27%	6,511,000	1,784,000	225,000	337,000	41,000	1,181,000	5,630,848	712,936	10/14/15	11/01/17	05/01/19	Caltrans	Caltrans	Caltrans	Caltrans	Caltrans
0114000002	SHOPP	MEN	001	ENVIRONMENTAL MITIGATION BANK - MEN COUNTY	0.00	0.08	0.04	0.06	0.00	0.00	0.00	0.00	SHOPP	2016	No	No	No	No	5%	5,500,000	276,000	74,000	63,000	66,000	73,000	0	72,964	11/01/18	10/01/20	10/13/22	Caltrans	Caltrans	Caltrans	Caltrans	Caltrans
0114000003	SHOPP	DN	101	REPLACE OGAC W/DGAC & INSTALL HFST	0.00	0.00	0.00	0.25	0.00	0.00	0.00	0.00	SHOPP	2014	No	No	No	No	47%	3,592,000	1,685,000	319,000	374,000	6,000	986,000	2,899,906	494,298	09/11/15	05/17/16	12/02/19	Caltrans	Caltrans	Caltrans	Caltrans	Caltrans
0114000006	SHOPP	VAR	101	INSTALL CENTERLINE & SHOULDER RUMBLE STRIPS	0.00	0.00	0.01	0.13	0.00	0.00	0.00	0.00	SHOPP	2014	No	No	No	No	79%	833,000	657,000	193,000	262,000	5,000	197,000	702,664	411,056	03/29/16	05/20/17	12/01/19	Caltrans	Caltrans	Caltrans	Caltrans	Caltrans
0114000015	SHOPP	MEN	001	REHAB BRIDGES	0.00	0.00	0.04	0.05	0.00	0.00	0.00	0.00	SHOPP	2014	No	No	No	No	71%	1,606,000	1,134,000	55,000	469,000	60,000	550,000	1,398,268	728,716	10/05/16	03/22/17	09/01/18	Caltrans	Caltrans	Caltrans	Caltrans	Caltrans
0114000026	SHOPP	HUM	101	REHABILITATE BRIDGE DECK	0.00	0.00	0.01	0.01	0.00	0.00	0.00	0.01	SHOPP	2014	No	No	No	No	21%	4,282,000	895,000	163,000	116,000	70,000	546,000	1,652,188	790,904	12/02/15	09/19/16	07/01/19	Caltrans	Caltrans	Caltrans	Caltrans	Caltrans
0114000035	SHOPP	MEN	162	STABILIZE ROADWAY	0.52	3.96	0.29	0.00	0.14	1.98	0.00	0.00	SHOPP	2016	Yes	Yes	Yes	No	85%	7,985,000	6,769,000	3,249,000	1,650,000	170,000	1,700,000	1,000	1,286,479	12/01/19	10/15/21	12/01/23	Caltrans	Caltrans	Caltrans	Caltrans	Caltrans
0114000043	SHOPP	LAK	029	Improve Curve and Upgrade Shoulders	0.00	1.06	0.49	0.00	0.00	0.71	0.00	0.00	SHOPP	2016	Yes	Yes	Yes	No	37%	48,355,000	17,693,000	4,000,000	4,640,000	1,916,000	7,137,000	76,595	5,979,552	08/03/19	12/01/22	12/01/24	Caltrans	Caltrans	Caltrans	Caltrans	Caltrans
0114000044	STIP	LAK	029	LAK-29 CHILD STIP	0.00	1.69	0.49	0.00	0.00	0.32	0.00	0.00	STIP	2016	No	Yes	Yes	No	16%	24,027,000	3,800,000	0	1,500,000	300,000	2,000,000	1,885,057	710,382	08/03/19	12/01/22	12/01/24	Caltrans	Caltrans	Caltrans	Caltrans	Caltrans
0114000065	STIP	HUM	255	Eur-Arc Corridor HUM-255 Mitisation	0.93	6.46	2.29	0.00	0.00	0.03	0.00	0.00	N/A	N/A	Yes	No	No	No	82%	2,300,000	1,890,000	190,000	975,000	25,000	700,000	0	69,628	05/20/20	12/01/21	12/01/23	Caltrans	Caltrans	Caltrans	Caltrans	Caltrans
0114000071	SB1 RMRA	VAR	VAR	CULVERT REHAB	2.27	0.00	0.00	0.00	0.01	0.00	0.00	0.00	SHOPP	2016	No	No	No	No	120%	3,209,000	3,840,000	1,756,000	866,000	309,000	909,000	0	0	08/01/21	12/01/22	12/01/24	Caltrans	Caltrans	Caltrans	Caltrans	Caltrans
0114000072	SHOPP	MEN	020	RESURFACING	0.00	0.02	0.01	1.65	0.00	0.01	0.00	0.04	SHOPP	2016	No	No	No	No	85%	2,480,000	2,103,000	645,000	549,000	43,000	866,000	5,088	939,683	07/15/18	12/01/19	12/01/21	Caltrans	Caltrans	Caltrans	Caltrans	Caltrans
0114000074	SHOPP	DN	199	CULVERT REHABILITATION	0.96	2.30	0.09	0.00	0.03	0.21	0.00	0.00	SHOPP	2016	No	No	No	No	69%	5,164,000	3,538,000	1,100,000	1,135,000	82,000	1,221,000	0	268,953	08/01/20	12/01/22	12/01/24	Caltrans	Caltrans	Caltrans	Caltrans	Caltrans
0114000085	SHOPP	MEN	VAR	CONSTRUCT TURNOUTS	0.00	0.00	0.04	0.41	0.00	0.00	0.00	0.00	SHOPP	2014	No	No	No	No	105%	1,402,000	1,468,000	351,000	479,000	54,000	584,000	1,267,268	810,984	09/02/15	08/08/16	01/15/19	Caltrans	Caltrans	Caltrans	Caltrans	Caltrans
0114000088	SHOPP	MEN	101	CAPM	0.00	0.00	0.04	0.09	0.00	0.00	0.00	0.02	SHOPP	2012	No	No	No	No	10%	9,352,000	923,000	0	0	10,000	913,000	8,328,050	1,439,009	01/16/15	09/19/16	07/01/19	Caltrans	Caltrans	Caltrans	Caltrans	Caltrans
0114000100	SHOPP	VAR	VAR	INSTALL RUMBLE STRIPS	0.00	0.00	0.00	0.36	0.00	0.00	0.00	0.01	SHOPP	2016	No	No	No	No	62%	1,920,000	1,199,000	285,000	398,000	5,000	511,000	1,740,581	571,541	01/01/17	10/06/17	12/01/20	Caltrans	Caltrans	Caltrans	Caltrans	Caltrans
0114000107	SHOPP	MEN	128	CAPM and Safety Edge	0.00	0.36	0.02	5.23	0.00	0.28	0.00	0.00	SHOPP	2016	No	No	No	No	22%	17,425,000	3,808,000	807,000	1,093,000	21,000	1,887,000	0	340,508	10/03/18	10/15/20	12/31/22	Caltrans	Caltrans	Caltrans	Caltrans	Caltrans
0114000116	SHOPP	LAK	029	INSTALL NB LEFT TURN POCKET	0.00	0.00	0.05	0.88	0.00	0.00	0.00	0.02	SHOPP	2016	No	No	No	Yes	114%	1,058,000	1,205,000	410,000	375,000	30,000	390,000	3,689	674,972	09/12/17	01/01/19	01/01/21	Caltrans	Caltrans	Caltrans	Caltrans	Caltrans
0114000117	SHOPP	HUM	101	CURVE IMPROVEMENT	0.00	2.21	0.25	0.00	0.00	0.01	0.00	0.00	SHOPP	2016	No	No	No	No	61%	3,820,000	2,340,000	901,000	662,000	164,000	613,000	0	203,525	05/01/20	12/01/21	12/01/23	Caltrans	Caltrans	Caltrans	Caltrans	Caltrans
0114000123	SHOPP	HUM	101	SAFETY TRAFFIC CALMING	0.00	2.65	1.02	0.00	0.00	0.01	0.00	0.00	SHOPP	2016	Yes	Yes	Yes	No	55%	6,614,000	3,638,000	1,350,000	690,000	362,000	1,236,000	0	198,208	01/23/20	12/01/21	12/01/23	Caltrans	Caltrans	Caltrans	Caltrans	Caltrans
0114000126	SHOPP	MEN	101	REHABILITATE CULVERTS	0.00	0.00	0.06	0.69	0.00	0.00	0.00	0.00	SHOPP	2014	No	No	No	No	38%	2,719,000	1,022,000	0	223,000	34,000	765,000	1,966,867	652,207	01/30/17	06/30/18	12/13/19	Caltrans	Caltrans	Caltrans	Caltrans	Caltrans
0115000002	SHOPP	DN	101	REPAIR CULVERT AND ROADWAY SINK	0.00	0.00	0.00	1.10	0.00	0.00	0.00	0.26	SHOPP	2014	No	No	No	No	27%	5,500,000	1,500,000	0	0	0	1,500,000	5,483,945	1,495,501		05/11/17	09/01/20	Caltrans	Caltrans	Caltrans	Caltrans	Caltrans
0115000003	SHOPP	LAK	029	WIDEN SHOULDER	0.68	2.73	0.08	0.00	0.01	0.05	0.00	0.00	SHOPP	2016	Yes	No	No	No	53%	9,335,000	4,951,000	1,280,000	1,119,000	88,000	2,464,000	0	435,744	04/15/20	12/01/21	12/01/23	Caltrans	Caltrans	Caltrans	Caltrans	Caltrans
0115000004	SHOPP	LAK	029	WIDEN SHOULDERS/CREATE TRUCK CLIMB LANE	0.88	2.97	0.14	0.00	0.00	0.02	0.00	0.00	SHOPP	2016	Yes	No	No	No	77%	6,105,000	4,729,000	1,412,000	1,216,000	62,000	2,039,000	0	596,075	02/05/20	09/22/21	09/22/23	Caltrans	Caltrans	Caltrans	Caltrans	Caltrans
0115000009	SHOPP	HUM	101	STRENGTHEN 3 BRIDGES	0.54	1.29	0.20	0.00	0.40	2.11	0.00	0.00	SHOPP	2016	Yes	Yes	Yes	No	40%	11,468,000	4,532,000	1,010,000	1,355,000	65,000	2,102,000	0	188,438	12/25/20	12/24/21	12/22/23	Caltrans	Caltrans	Caltrans	Caltrans	Caltrans
0115000012	STIP	MEN	101	WILLITS MITIGATION	0.00	0.00	0.00	0.53	0.00	0.00	0.00	0.00	N/A	N/A	No	No	No	No	8%	5,157,000	418,000	0	100,000	18,000	300,000	3,613,650	3,324,241	07/16/15	12/31/20	12/31/28	Caltrans	Caltrans	Caltrans	Caltrans	Caltrans
0115000013	STIP	MEN	101	WILLITS MITIGATION	0.00	0.00	0.00	4.48	0.00	0.00	0.00	0.00	N/A	N/A	No	No	No	No	2%	19,351,000	418,000	0	100,000	18,000	300,000	13,185,562	3,997,534	05/07/15	12/31/20	12/31/28	Caltrans	Caltrans	Caltrans	Caltrans	Caltrans
0115000021	SHOPP PA	HUM	254	CONSTRUCT BRIDGE FOR FISH PASSAGE	2.13	0.00	0.00	0.00	0.79	0.00	0.00	0.00	N/A	N/A	No	No	No	No									0	08/01/22	12/02/24	12/02/26	Caltrans	Caltrans	Caltrans	Caltrans	Caltrans
0115000033	SB1 RMRA	VAR	VAR	UPGRADE EAST LAKE COUNTY TMS	1.80	0.00	0.10	0.00	0.00	0.06	0.01	0.00	SHOPP	2016	No	No	No	No	126%	2,162,000	2,721,000	618,000	844,000	186,000	1,073,000	0	0	12/17/18	11/18/21	12/17/24	Caltrans	Caltrans	Caltrans	Caltrans	Caltrans
0115000034	SB1 RMRA	VAR	VAR	UPGRADE TRAFFIC MONITORING STATIONS	1.79	0.00	0.01	0.00	0.03	0.01	0.00	0.00	SHOPP	2016	No	No	No	No	119%	2,117,000	2,510,000	587,000	852,000	50,000	1,021,000	0	0	12/17/20	11/18/22	11/17/24	Caltrans	Caltrans	Caltrans	Caltrans	Caltrans
0115000036	SHOPP	HUM	283	CLEAN & PAINT BRIDGE	0.00	0.00	0.00	2.59	0.00	0.00	0.00	0.56	SHOPP	2016	No	No	No	Yes	71%	2,849,000	2,037,000	296,000	745,000	23,000	973,000	11,745	832,708	11/28/17	03/19/19	03/01/21	Caltrans	Caltrans	Caltrans	Caltrans	Caltrans
0115000037	SHOPP	VAR	VAR	UPGRADE GUARDRAIL	1.50	1.43	0.04	0.00	0.00	0.04	0.00	0.00	SHOPP	2016	Yes	No	No	No	86%	3,812,000	3,271,000	1,112,000	812,000	81,000	1,266,000	0	206,282	06/01/20	10/01/22	12/01/25	Caltrans	Caltrans	Caltrans	Caltrans	Caltrans
0115000038	SHOPP	MEN	020	WIDEN SHOULDERS AND INSTALL MGS & MBGR SPECIAL	0.42	2.80	0.22	0.00	0.00	0.03	0.00	0.00	SHOPP	2016	Yes	Yes	Yes	No	247%	1,427,000	3,530,000	1,221,000	1,117,000	129,000	1,063,000	0	730,502	11/14/19	10/15/20	12/15/22	Caltrans	Caltrans	Caltrans	Caltrans	Caltrans
0115000043	SHOPP PA	HUM	101	CONSTRUCT AUXILIARY LANES	1.55	0.00	0.00	0.00	0.41	0.23	0.00	0.00	N/A	N/A	No	No	No	No									0	05/01/22	06/01/23	06/01/25	Caltrans	Caltrans	Caltrans	Caltrans	Caltrans
0115000047	SHOPP	HUM	036	REALIGN & IMPROVE GEOMETRICS	0.00	0.00	0.73	0.02	0.00	0.00	0.00	0.01	N/A	N/A	No	No	No	Yes								0	0	07/01/17	01/01/19	03/01/20	Federal Highway Administration (FHWA)	Caltrans	Federal Highway Administration (FHWA)	Federal Highway Administration (FHWA)
0115000048	SHOPP	MEN	001	RECONSTRUCT DRAINAGE	0.50	1.10	0.08	0.00	0.01	0.01	0.00	0.00	SHOPP	2016	Yes	No	No	No	106%	1,270,000	1,344,000	502,000	405,000	67,000	370,000	0	360,081	08/01/20	10/01/21	10/01/23	Caltrans	Caltrans	Caltrans	Caltrans	Caltrans
0115000051	SHOPP	MEN	101	REPAIR SLIDE	0.00	0.00	0.00	0.11	0.00	0.00	0.00	0.02	N/A	N/A	No	No	No	No	13%	1,200,000	150,000	0	0	0	150,000	122,440	51,201	01/27/15	08/04/16	04/20/19	Caltrans	Caltrans	Caltrans	Caltrans	Caltrans
0115000059	SHOPP	HUM	096	CURVE IMPROVEMENT	0.00	0.00	0.00	0.05	0.00	0.00	0.00	0.04	SHOPP	2014	No	No	No	No	23%	6,137,000	1,415,000	0	0	0	1,415,000	5,304,866	3,161,445	11/02/15	12/27/17	05/01/19	Caltrans	Caltrans	Caltrans	Caltrans	Caltrans
0115000070	GEOTECHNICAL BORINGS COMPLIANCE	VAR	VAR	Identify, prioritize and execute a mitigation strategy for boreholes	0.00	0.22	0.00	0.00	0.00	2.21	0.00	0.00	N/A	N/A	No	No	No	No									0	519,465			11/14/24	Caltrans	Caltrans	Caltrans	Caltrans	Caltrans
0115000076	SHOPP	HUM	036	HORIZONTAL & VERTICAL CURVE IMPROVEMENT	2.01	1.47	0.41	0.00	0.00	0.00	0.00	0.00	SHOPP	2016	Yes	No	No	No	99%	2,549,000	2,525,000	910,000	904,000	174,000	537,000	0	157,442	07/01/20	07/01/22	11/01/24	Caltrans	Caltrans	Caltrans	Caltrans	Caltrans
0115000078	SHOPP	DN	199	INSTALL HIGH FRICTION SURFACE TREATMENT	0.00	0.00	0.00	0.18	0.00	0.00	0.00	0.00	SHOPP	2016	No	No	No	No	61%	1,563,000	956,000	0	459,000	7,000	490,000	0	643,018	05/09/17	10/04/17	12/01/21	Caltrans	Caltrans	Caltrans	Caltrans	Caltrans
0115000088	SHOPP	HUM	101	SEISMIC RETROFIT	0.63	0.00	0.18	0.00	2.59	0.00	0.00	0.00	SHOPP	2016	Yes	No	No	No	59%	7,532,000	4,455,000	1,600,000	1,574,000	75,000	1,206,000	0	242,557	10/03/20	12/01/24	12/01/26	Caltrans	Caltrans	Caltrans	Caltrans	Caltrans
0115000092	SHOPP	HUM	101	ACCELERATION/DECELERATION LANES	0.00	3.87	0.27	0.00	0.00	0.20	0.00	0.00	SHOPP	2016	No	Yes	Yes	No	46%	7,047,000	3,264,000	655,000	1,665,000	114,000	830,000	0	778,757	10/03/19	12/01/20	12/01/22	Caltrans	Caltrans	Caltrans	Caltrans	Caltrans
0115000094	SHOPP PA	DN	101	EXTEND LEFT TURN POCKET	2.49	0.00	0.00	0.00	0.00	0.00	0.00	0.00	N/A	N/A	No	No	No	No									0	06/01/22	07/01/23	07/01/25	Caltrans	Caltrans	Caltrans	Caltrans	Caltrans
0115000099	SHOPP	DN	101	REPAIR SLIDES; CONSTRUCT BYPASS	7.33	0.00	0.00	0.00	0.00	9.17	0.00	0.00	N/A	N/A	No	No	No	No									0	06/16/31	10/14/39	10/14/41	Caltrans	Caltrans	Caltrans	Caltrans	Caltrans
0115000108	SHOPP	DN	101	FISH PASSAGE MITIGATION	0.00	2.55	0.35	0.00	0.00	0.69	0.00	0.00	SHOPP	2016	Yes	No	No	No	82%	6,003,000	4,938,000	2,000,000	1,141,000	154,000	1,643,000	0	506,669	07/22/20	03/23/23	03/23/25	Caltrans	Caltrans	Caltrans	Caltrans	Caltrans
0115000111	SHOPP	DN	101	REPAIR STORM DAMAGE	0.00	0.00	0.20	0.63	0.00	0.00	0.00	0.12	N/A	N/A	No	No	No	No	43%	4,057,000	1,742,000	0	0	164,000	1,578,000	3,796,761	1,335,131	05/26/16	01/18/18	01/18/20	Caltrans	Caltrans	Caltrans	Caltrans	Caltrans
0115000114	SHOPP PA	HUM	096	BRIDGE SEISMIC RETROFIT	2.97	0.00	0.00	0.00	3.56	0.00	0.00	0.00	N/A	N/A	No	No	No	No									0	01/12/23	12/01/27	12/01/29	Caltrans	Caltrans	Caltrans	Caltrans	Caltrans
0115000115	SB1 RMRA	HUM	299	REDDING CAPM	0.00	2.22	0.36	0.00	0.00	0.15	0.00	0.00	SHOPP	2016	No	No	No	No	20%	14,521,000	2,862,000	579,000	680,000	85,000	1,518,000	0	0	08/01/21	12/01/22	12/01/24	Caltrans	Caltrans	Caltrans	Caltrans	Caltrans
0116000001	SHOPP PA	MEN	101	SEISMIC RETROFIT	0.85	0.00	0.00	0.00	0.50	0.00	0.00	0.00	N/A	N/A	No	No	No	No									0	08/01/23	02/01/27	04/01/29	Caltrans	Caltrans	Caltrans	Caltrans	Caltrans
0116000005	SHOPP PA	DN	199	UPGRADE TUNNEL LIGHTING	1.48	0.34	0.16	0.00	0.27	1.34	0.00	0.00	N/A	N/A	Yes	No	No	No									0	01/01/21	12/01/22	12/01/24	Caltrans	Caltrans	Caltrans	Caltrans	Caltrans
0116000008	SB1 RMRA	MEN	001	CAPM	1.40	2.08	0.17	0.00	0.01	0.01	0.00	0.00	SHOPP	2016	Yes	No	No	No	32%	12,600,000	4,002,000	623,000	704,000	85,000	2,590,000	0	0	09/15/20	10/15/20	10/13/22	Caltrans	Caltrans	Caltrans	Caltrans	Caltrans
0116000010	SHOPP	HUM	299	WIDEN SHOULDERS & INSTALL RUMBLE STRIPS	0.61	2.77	0.04	0.00	0.01	0.07	0.00	0.00	SHOPP	2016	Yes	No	No	No	40%	7,013,000	2,792,000	986,000	864,000	21,000	921,000	0	103,121	12/01/19	12/01/20	12/01/22	Caltrans	Caltrans	Caltrans	Caltrans	Caltrans
0116000011	SHOPP	HUM	299	WIDEN SHOULDERS & INSTALL RUMBLE STRIPS	0.05	5.66	0.06	0.00	0.00	0.58	0.00	0.00	SHOPP	2016	Yes	No	No	No	51%	11,407,000	5,871,000	1,640,000	1,668,000	45,000	2,518,000	0	0	01/01/20	01/01/21	01/01/23	Caltrans	Caltrans	Caltrans	Caltrans	Caltrans
0116000013	SB1 RMRA	LAK	020	REHAB BRIDGE	1.08	0.73	0.03	0.00	0.19	0.04	0.00	0.00	SHOPP	2016	Yes	No	No	No	57%	3,351,000	1,894,000	577,000	708,000	14,000	595,000	0	0	12/17/20	11/15/22	11/15/24	Caltrans	Caltrans	Caltrans	Caltrans	Caltrans
0116000014	SHOPP PA	HUM	036	FIVE BRIDGES DECK PRESERVATION	0.59	0.00	0.00	0.00	0.03	0.00	0.00	0.00	N/A	N/A	No	No	No	No									0	04/11/22	12/29/23	12/30/25	Caltrans	Caltrans	Caltrans	Caltrans	Caltrans
0116000015	SHOPP PA	VAR	VAR	BRIDGE SEISMIC RETROFIT	1.08	0.00	0.00	0.00	0.20	0.00	0.00	0.00	N/A	N/A	No	No	No	No									0	06/01/22	02/01/24	06/01/26	Caltrans	Caltrans	Caltrans	Caltrans	Caltrans
0116000018	SHOPP PA	HUM	299	PERMIT REQUIREMENTS FOR BRIDGES	2.53	0.00	0.00	0.00	0.01	0.00	0.00	0.00	N/A	N/A	No	No	No	No									0	08/04/20	12/01/21	12/01/23	Caltrans	Caltrans	Caltrans	Caltrans	Caltrans
0116000024	SB1 RMRA	MEN	101	CAPM	0.39	1.52	0.01	0.00	0.03	0.62	0.00	0.00	SHOPP	2016	Yes	Yes	Yes	No	21%	13,290,000	2,725,000	362,000	635,000	4,000	1,724,000	0	0	10/01/19	02/01/21	02/01/23	Caltrans	Caltrans	Caltrans	Caltrans	Caltrans
0116000029	SHOPP PA	HUM	096	BRIDGE RAIL UPGRADE	1.47	0.00	0.00	0.00	1.28	0.00	0.00	0.00	N/A	N/A	No	No	No	No									0	09/01/23	01/10/31	01/10/33	Caltrans	Caltrans	Caltrans	Caltrans	Caltrans
0116000031	SB1 RMRA	MEN	001	CAPM	0.39	2.05	0.11	0.00	0.01	0.07	0.00	0.00	SHOPP	2016	Yes	Yes	Yes	No	11%	13,583,000	1,530,000

Attachment 1
COS Fiscal Year 2018-19 Project Workload File

EFIS ID	Project Type	CO	RTE	Work Description	DIST PAED	DIST PSE	DIST RW	DIST CON	DES PAED	DES PSE	DES RW	DES CON	Document	Document Year	PA&ED in 18/19	RTL in 18/19	RW Cert in 18/19	CCA in 18/19	Support To Capital %[2]	Total Capital Budget[1]	Total Support Budget[1]	Environmental Support Budget	Design Support Budget	Right of Way Support Budget	Construction Support Budget	Total Capital Expenditures	Total Support Expenditures	Estimated Construction Start Date[3]	Estimated Construction End Date[3]	Estimated Project End Date[3]	PAED Implementing Agency	PSE Implementing Agency	ROW Implementing Agency	CON Implementing Agency
0117000051	SHOPP	LAK	020	INSTALL ZERO EMISSION CHARGING STATION	0.00	0.82	0.09	0.19	0.00	0.09	0.00	0.00	SHOPP	2016	No	Yes	Yes	No	149%	367,000	545,000	230,000	150,000	32,000	133,000	0	0	05/15/19	08/15/19	12/15/21	Caltrans	Caltrans	Caltrans	Caltrans
0117000052	SHOPP	HUM	096	INSTALL ZERO EMISSION CHARGING STATION	0.00	0.19	0.02	0.94	0.00	0.00	0.00	0.00	SHOPP	2016	No	No	No	Yes	196%	395,000	774,000	267,000	250,000	39,000	218,000	0	0	09/15/18	01/15/19	12/15/19	Caltrans	Caltrans	Caltrans	Caltrans
0117000061	SHOPP	MEN	001	REPAIR BLUFF EROSION, DRAINAGE & ROADWAY	0.00	0.00	0.35	5.72	0.00	0.00	0.00	0.04	SHOPP	2016	No	No	No	No	35%	5,750,000	2,030,000	0	0	30,000	2,000,000	4,346,261	1,501,611	01/11/17	01/11/18	01/11/20	Caltrans	Caltrans	Caltrans	Caltrans
0117000072	SHOPP	MEN	162	PROVIDE STORM DEBRIS/DRAINAGE CLEARING	0.00	0.00	0.38	1.18	0.00	0.00	0.00	0.00	SHOPP	2016	No	No	No	No	23%	2,700,000	620,000	0	0	20,000	600,000	2,223,670	460,816	02/03/17	03/01/18	03/01/20	Caltrans	Caltrans	Caltrans	Caltrans
0117000079	SHOPP	HUM	299	REPAIR STORM DAMAGE	0.00	0.00	0.00	0.23	0.00	0.00	0.00	0.00	SHOPP	2016	No	No	No	No	21%	1,750,000	360,000	0	0	10,000	350,000	0	107,401	02/17/17	01/01/18	03/01/20	Caltrans	Caltrans	Caltrans	Caltrans
0117000081	SHOPP	MEN	101	REPAIR STORM DAMAGE	0.00	0.00	0.05	0.81	0.00	0.00	0.00	0.00	SHOPP	2016	No	No	No	No	26%	6,500,000	1,685,000	0	0	35,000	1,650,000	5,121,526	917,541	02/13/17	03/01/18	03/01/20	Caltrans	Caltrans	Caltrans	Caltrans
0117000085	SHOPP	HUM	254	REPAIR SLIPOUT	0.00	0.00	0.20	3.41	0.00	0.00	0.00	0.71	SHOPP	2016	No	No	No	No	31%	3,000,000	925,000	0	0	25,000	900,000	348,322	486,874	01/04/17	04/01/18	04/01/20	Caltrans	Caltrans	Caltrans	Caltrans
0117000087	SHOPP	HUM	096	REPAIR SLIPOUT	0.00	0.00	0.17	2.79	0.00	0.00	0.00	0.04	SHOPP	2016	No	No	No	Yes	19%	9,500,000	1,775,000	0	0	25,000	1,750,000	6,007,704	994,438	02/22/17	04/01/19	04/01/21	Caltrans	Caltrans	Caltrans	Caltrans
0117000128	SHOPP PA	HUM	101	CURVE IMPROVEMENT	3.07	0.00	0.00	0.00	0.01	0.00	0.00	0.00	N/A	N/A	No	No	No	No								0	0	12/22/21	10/01/23	09/30/25	Caltrans	Caltrans	Caltrans	Caltrans
0117000130	SHOPP	VAR	175	REPAIR STORM DAMAGE	0.00	0.00	0.30	5.41	0.00	0.00	0.00	0.12	SHOPP	2016	No	No	No	No	35%	4,500,000	1,575,000	0	0	75,000	1,500,000	0	858,599	04/10/17	04/01/18	04/01/20	Caltrans	Caltrans	Caltrans	Caltrans
0117000171	SHOPP	MEN	101	REPAIR SLIDE	0.00	0.00	0.09	4.01	0.00	0.00	0.00	0.19	SHOPP	2016	No	No	No	No	29%	3,000,000	875,000	0	0	25,000	850,000	0	213,038	05/31/17	05/01/18	08/01/20	Caltrans	Caltrans	Caltrans	Caltrans
0117000222	SHOPP	MEN	001	ADVANCE WETLANDS/WATERS MITIGATION	0.00	2.24	0.03	0.00	0.00	0.07	0.00	0.00	N/A	N/A	No	Yes	Yes	No								0	0	06/15/19	11/01/19	03/01/22				
0117000223	SHOPP PA	MEN	162	BRIDGE SEISMIC RETROFIT	0.93	0.00	0.00	0.00	0.64	0.00	0.00	0.00	N/A	N/A	No	No	No	No								0	0	06/01/22	12/01/24	02/01/27	Caltrans	Caltrans	Caltrans	Caltrans
0117000229	SHOPP	HUM	101	REPAIR SLIDE	0.00	0.00	0.07	2.93	0.00	0.00	0.00	0.19	SHOPP	2016	No	No	No	No	24%	10,500,000	2,530,000	0	0	30,000	2,500,000	0	531,896	08/22/17	06/23/18	09/23/20	Caltrans	Caltrans	Caltrans	Caltrans
0118000074	SHOPP	DN	101	REPAIR & CONSTRUCT RETAINING WALLS	0.00	0.00	0.15	0.12	0.00	0.00	0.00	0.28	N/A	N/A	No	No	No	No	31%	9,800,000	3,000,000	0	0	0	3,000,000	0	0	12/01/17	10/01/20	10/01/22	Caltrans	Caltrans	Caltrans	Caltrans
0118000075	SHOPP	DN	101	REPAIR & CONSTRUCT RETAINING WALLS	0.00	0.00	0.10	5.94	0.00	0.00	0.00	0.19	N/A	N/A	No	No	No	No	32%	7,000,000	2,215,000	0	0	15,000	2,200,000	0	0	11/13/17	09/01/19	09/01/21	Caltrans	Caltrans	Caltrans	Caltrans
0118000076	SHOPP	MEN	128	REPAIR SLIDE	0.00	0.00	0.16	4.59	0.00	0.00	0.00	0.13	SHOPP	2016	No	No	No	Yes	39%	2,000,000	775,000	0	0	25,000	750,000	0	0	08/14/17	09/01/18	09/01/20	Caltrans	Caltrans	Caltrans	Caltrans
0118000077	SHOPP	MEN	001	ENVIRONMENTAL MITIGATION	0.00	2.29	0.00	0.00	0.00	0.01	0.00	0.00	N/A	N/A	No	Yes	No	No								0	0	10/15/19	04/14/20	08/01/22	Caltrans	Caltrans	Caltrans	Caltrans
0118000078	STIP PA	LAK	029	CONSTRUCTION 4-LANE EXPRESSWAY	0.00	5.44	0.01	0.00	0.00	1.02	0.00	0.00	N/A	N/A	No	No	No	No								0	0	08/01/22	12/01/24	12/01/26	Caltrans	Caltrans	Caltrans	Caltrans
0118000079	STIP PA	LAK	029	CONSTRUCT 4-LANE EXPRESSWAY	0.00	5.73	0.02	0.00	0.00	1.02	0.00	0.00	N/A	N/A	No	No	No	No								0	0	08/01/22	12/01/24	12/01/26	Caltrans	Caltrans	Caltrans	Caltrans
0118000101	SHOPP	MEN	101	FIRE DAMAGE REPAIRS	0.00	0.00	0.16	5.18	0.00	0.00	0.00	0.12	N/A	N/A	No	No	No	Yes	26%	5,000,000	1,275,000	0	0	25,000	1,250,000	0	0	10/10/17	11/01/18	11/01/20	Caltrans	Caltrans	Caltrans	Caltrans
0118000117	SHOPP PA	LAK	020	IMPROVE CURVE; WIDEN SHOULDER	0.46	0.00	0.00	0.00	0.00	0.00	0.00	0.00	N/A	N/A	No	No	No	No								0	0	08/31/22	10/01/24	10/01/26	Caltrans	Caltrans	Caltrans	Caltrans
0200000009	SHOPP	TEH	005	REPLACE BRIDGE THOMES CREEK / BR #08-0085R/L	0.00	0.00	0.00	0.26	0.00	0.00	0.00	0.00	SHOPP	2006	No	No	No	No								27,275,137	6,780,570	06/17/08	11/10/11	09/30/21	Caltrans	Caltrans	Caltrans	Caltrans
0200000016	SHOPP	SHA	005	Bridge replacement and seismic retrofit	0.00	0.00	0.03	1.69	0.00	0.00	0.00	0.72	SHOPP	2014	No	No	No	Yes	26%	30,139,000	7,965,000	671,000	3,100,000	104,000	4,090,000	18,502,064	9,208,711	02/17/16	01/15/19	04/29/22	Caltrans	Caltrans	Caltrans	Caltrans
0200000022	SHOPP	PLU	089	BRIDGE REPLACEMENT	0.00	0.00	0.02	3.63	0.00	0.00	0.00	1.63	SHOPP	2016	No	No	No	No	62%	9,403,000	5,870,000	1,100,000	2,300,000	70,000	2,400,000	93,849	2,775,853	01/18/18	01/17/20	01/17/22	Caltrans	Caltrans	Caltrans	Caltrans
0200000030	SHOPP	TEH	005	REBUILD N/B & S/B FACILITIES AT CORNING SRRA'S	0.00	0.00	0.00	0.09	0.00	0.00	0.00	0.08	SHOPP	2014	No	No	No	No	56%	6,545,000	3,646,000	25,000	1,200,000	15,000	2,406,000	6,430,789	4,040,167	08/19/15	11/17/17	01/17/20	Caltrans	Caltrans	Caltrans	Caltrans
0200000080	SHOPP	PLU	070	BRIDGE REPLACEMENT - SEISMIC	0.00	0.00	0.05	1.97	0.00	0.00	0.00	2.48	SHOPP	2016	No	No	No	No	51%	12,052,000	6,158,000	1,620,000	2,000,000	140,000	2,398,000	95,298	3,406,617	02/09/18	04/15/20	04/15/22	Caltrans	Caltrans	Caltrans	Caltrans
0200000149	SHOPP	TEH	099	BRIDGE REPLACEMENT (SCOUR)	0.00	0.00	0.00	0.28	0.00	0.00	0.00	0.03	SHOPP	2004	No	No	No	No								5,399,279	4,260,636	03/07/06	10/09/07	06/01/21	Caltrans	Caltrans	Caltrans	Caltrans
0200000156	SHOPP	TRI	299	Passing Lane	0.00	0.00	0.00	0.06	0.00	0.00	0.00	0.01	STIP	2004	No	No	No	No	2%	4,988,000	113,000	0	0	0	113,000	4,187,000	1,391,644	10/28/05	11/15/06	11/25/18	Caltrans	Caltrans	Caltrans	Caltrans
0200000157	SHOPP	TEH	099	REPLACE BRIDGE	0.00	0.00	0.00	0.31	0.00	0.00	0.00	0.00	SHOPP	2004	No	No	No	No								4,154,262	2,492,444	11/18/05	12/12/06	09/26/18	Caltrans	Caltrans	Caltrans	Caltrans
0200000161	SHOPP	PLU	070	Bridge Rehabilitation	0.00	0.00	0.02	1.94	0.00	0.00	0.00	1.66	SHOPP	2014	No	No	No	No	51%	11,608,000	5,965,000	1,600,000	1,400,000	60,000	2,905,000	4,375,719	4,150,005	12/09/16	01/02/20	01/02/22	Caltrans	Caltrans	Caltrans	Caltrans
0200000162	SHOPP	VAR	099	RECONSTRUCT BRIDGE	0.00	0.00	0.00	0.02	0.00	0.00	0.00	0.13	SHOPP	2008	No	No	No	No	134%	2,846,000	3,827,000	480,000	1,880,000	247,000	1,220,000	1,734,835	3,214,762	09/16/10	06/20/12	08/29/20	Caltrans	Caltrans	Caltrans	Caltrans
0200000185	SHOPP	SIS	096	REPLACE CULVERTS CONSTRUCT HEADWALL	0.00	0.00	0.00	0.23	0.00	0.00	0.00	0.00	SHOPP	2010	No	No	No	No	150%	1,960,000	2,945,000	1,100,000	975,000	170,000	700,000	1,664,981	2,841,804	11/08/11	11/05/12	01/18/19	Caltrans	Caltrans	Caltrans	Caltrans
0200000186	SHOPP	VAR	003	REPLACE BRIDGE WITH PS CONCRETE CRITICAL #3248	0.00	0.00	0.00	0.05	0.00	0.00	0.00	0.02	SHOPP	2008	No	No	No	No	80%	5,358,000	4,298,000	542,000	1,422,000	137,000	2,197,000	4,981,510	3,709,637	03/11/11	12/11/13	09/26/18	Caltrans	Caltrans	Caltrans	Caltrans
0200000211	SHOPP	TRI	299	CURVE IMPROVEMENT	0.00	0.00	0.03	0.44	0.00	0.00	0.00	0.10	SHOPP	2012	No	No	No	No	26%	6,431,000	1,679,000	427,000	680,000	27,000	545,000	4,426,458	4,766,687	08/07/13	06/15/16	03/16/20	Caltrans	Caltrans	Caltrans	Caltrans
0200000216	SHOPP	SHA	299	CURVE IMPROVEMENT WITH HMA OVER AB	0.00	0.00	0.07	0.22	0.00	0.00	0.00	0.02	SHOPP	2010	No	No	No	No	20%	15,069,000	2,960,000	580,000	910,000	170,000	1,300,000	12,226,660	4,064,948	01/10/13	12/04/14	09/27/23	Caltrans	Caltrans	Caltrans	Caltrans
0200000230	SHOPP	VAR	089	RESURFACE ASPHALT CONCRETE	0.00	0.00	0.00	0.63	0.00	0.00	0.00	0.00	SHOPP	2004	No	No	No	No								22,727,060	8,917,030	08/10/05	02/25/08	09/26/21	Caltrans	Caltrans	Caltrans	Caltrans
0200000234	SHOPP	LAS	395	DEVELOP WETLANDS MITIGATION BANK	0.00	0.00	0.00	0.05	0.00	0.00	0.00	0.00	N/A	N/A	No	No	No	No								320,278	11/05/03	04/23/04	09/26/19	Caltrans	Caltrans	Caltrans	Caltrans
0200000242	STIP	VAR	044	WIDEN HIGHWAY AND RAMPS	0.00	0.00	0.00	0.11	0.00	0.00	0.00	0.06	STIP	2006	No	No	No	No	10%	130,292,000	12,886,000	1,228,000	4,458,000	333,000	6,867,000	63,901,814	14,852,057	03/14/08	05/31/11	02/06/23	Caltrans	Caltrans	Caltrans	Caltrans
0200000262	SHOPP	SHA	299	ROADWAY REHABILITATION	0.00	0.00	0.00	0.75	0.00	0.00	0.00	0.00	SHOPP	2012	No	No	No	No	34%	27,631,000	9,300,000	2,000,000	2,500,000	1,000,000	3,800,000	25,505,782	10,119,136	11/15/13	01/13/16	03/30/19	Caltrans	Caltrans	Caltrans	Caltrans
0200000275	SHOPP	SHA	299	REALIGN HIGHWAY	0.00	0.00	0.03	0.45	0.00	0.00	0.00	0.00	SHOPP	2006	No	No	No	No								6,343,906	2,406,808	11/21/06	12/10/07	05/30/19	Caltrans	Caltrans	Caltrans	Caltrans
0200000288	SHOPP	SHA	005	BRIDGE REPLACEMENT	0.00	0.00	0.16	2.25	0.00	0.00	0.00	0.89	SHOPP	2008	No	No	No	Yes	26%	135,620,000	34,850,000	0	2,635,000	415,000	31,800,000	134,180,817	46,245,519	10/14/09	07/15/18	02/15/21	Caltrans	Caltrans	Caltrans	Caltrans
0200000311	SHOPP	TRI	299	Curve improvement and shoulder widening	0.00	0.00	0.00	0.11	0.00	0.00	0.00	0.01	SHOPP	2008	No	No	No	No	50%	6,053,000	2,999,000	656,000	1,093,000	60,000	1,190,000	5,161,845	3,822,748	04/20/09	04/02/12	01/31/19	Caltrans	Caltrans	Caltrans	Caltrans
0200000487	STIP	TRI	003	CONSTRUCT BIKE LANES	0.00	0.00	0.00	0.03	0.00	0.00	0.00	0.00	STIP	2012	No	No	No	No	45%	784,000	350,000	90,000	100,000	40,000	120,000	578,058	522,226	12/21/12	09/09/13	09/25/20	Caltrans	Caltrans	Caltrans	Caltrans
0200000586	SHOPP	SIS	VAR	Bridge Replacement	0.00	0.66	0.10	1.18	0.00	0.52	0.00	1.04	SHOPP	2016	No	No	No	No	46%	15,740,000	7,200,000	2,700,000	1,600,000	280,000	2,620,000	275,093	3,086,037	12/11/18	11/15/21	05/15/24	Caltrans	Caltrans	Caltrans	Caltrans
0200000588	SHOPP	TEH	036	CURVE IMPROVEMENT	0.00	0.00	0.05	0.05	0.00	0.00	0.00	0.00	SHOPP	2012	No	No	No	No	57%	2,583,000	1,475,000	581,000	254,000	276,000	364,000	2,313,930	1,649,043	06/05/13	10/22/15	08/14/20	Caltrans	Caltrans	Caltrans	Caltrans
0200000603	SHOPP	SIS	005	IMPROVE TRUCK INSPECTION FACILITY	0.00	0.00	0.01	0.49	0.00	0.00	0.00	0.34	SHOPP	2014	No	No	No	Yes	40%	6,716,000	2,691,000	385,000	950,000	56,000	1,300,000	3,155,014	3,440,032	02/25/16	02/01/19	02/01/21	Caltrans	Caltrans	Caltrans	Caltrans
0200020042	SHOPP	SHA	299	HIGHWAY REALIGNMENT	0.00	0.00	0.26	0.75	0.00	0.00	0.00	0.11	SHOPP	2012	No	No	No	No	25%	41,273,000	10,240,000	2,100,000	2,100,000	340,000	5,700,000	33,189,706	9,861,137	01/12/15	01/09/18	02/08/23	Caltrans	Caltrans	Caltrans	Caltrans
0200020065	STIP	TEH	005	PLACE MULCH AND CONSTRUCT PULLOUTS	0.00	0.00	0.00	0.11	0.00	0.00	0.00	0.00	STIP	2012	No	No	No	No	48%	1,425,000	690,000	80,000	300,000	10,000	300,000	1,096,093	829,964	01/07/13	12/31/19	03/30/20	Caltrans	Caltrans	Caltrans	Caltrans
0200020139	STIP	TEH	036	BRIDGE SCOUR	0.00	0.00	0.00	0.09	0.00	0.00	0.00	0.00	SHOPP	2012	No	No	No	No	111%	903,000	1,000,000	450,000	285,000	55,000	210,000	803,904	1,288,007	04/22/13	12/19/13	12/31/19	Caltrans	Caltrans	Caltrans	Caltrans
0200020142	STIP	SHA	005	UPGRADE VISTA POINT	0.00	0.00	0.00	0.03	0.00	0.00	0.00	0.00	STIP	2012	No	No	No	No	79%	420,000	332,000	57,000	184,000	6,000	85,000	395,744	371,652	09/17/12	06/25/13	09/28/18	Caltrans	Caltrans	Caltrans	Caltrans
0200020151	SHOPP	TRI	299	CURVE IMPROVEMENT	0.00	0.00	0.00	0.48	0.00	0.00	0.00	0.01	SHOPP	2012	No	No	No	No	63%	6,311,000	3,990,000	1,200,000	710,000	63,000	2,017,000	6,071,681	4,920,114	10/08/14	08/29/17	05/01/23	Caltrans	Caltrans	Caltrans	Caltrans
0200020154	SHOPP	TEH	036	Rehabilitate pavement by replacing AC surfacing then placing an AC overlay.	0.00	0.00	0.09	2.41	0.00	0.00	0.00	0.00	SHOPP	2016	No	No	No	No	47%	5,720,000	2,704,000	260,000	1,104,000	565,000	775,000	147,602	1,983,493	01/04/18	12/31/19	12/31/21	Caltrans	Caltrans	Caltrans	Caltrans
0200020157	SHOPP	SIS	005	Replace Bridge	0.00	0.00	0.00	0.22	0.00	0.00	0.00	0.06	SHOPP	2014	No	No	No	No	75%	5,087,000	3,840,000	900,000	1,000,000	90,000	1,850,000	4,789,214	2,519,857	06/09/15	12/05/16	01/15/20	Caltrans	Caltrans	Caltrans	Caltrans
0200020160	SHOPP	SHA	299	Pavement Preservation	0.00	0.29	0.07	2.58	0.00	0.15	0.00	0.16	SHOPP	2016	No	No	No	No	34%	14,325,000	4,840,000	2,480,000	840,000	90,000	1,430,000	0	2,142,182	07/10/18	12/31/19	01/01/22	Caltrans	Caltrans	Caltrans	Caltrans
0200020165	SHOPP	SHA	273	CONSTRUCT & MODIFY ADA CURB RAMPS.	0.00	0.00	0.56	0.22	0.00	0.00	0.00	0.00	SHOPP	2014	No	No	No	No	182%	1,426,000	2,600,000	700,000	800,000	600,000	500,000	991,592	2,076,858	09/14/15	04/21/16	03/30/19	Caltrans	Caltrans	Caltrans	Caltrans
0200020196	SHOPP	SHA	299	Pulverize pavement and shoulder widening.	0.00	0.00	0.23	2.58	0.00	0.00	0.00	0.07	SHOPP	2016	No	No	No	No	41%	7,732,000	3,141,000	500,000	1,003,000	443,000	1,195,000	37,494	1,571,039	03/09/18	11/15/19	07/18/22	Caltrans	Caltrans	Caltrans	Caltrans
0200020208	SHOPP	SHA	299	INCREASE CURVE RADII, WIDEN SHOULDER	0.00	0.00	0.06	0.19	0.00	0.00	0.00	0.01	SHOPP	2010	No	No	No	No	37%	13,771,000	5,034,000	1,025,000	1,419,000	235,000	2,355,000	12,826,016	5,067,271	08/10/11	11/26/14	12/31/18	Caltrans	Caltrans	Caltrans	Caltrans
0200020283	SHOPP	VAR	395	Pavement Preservation	0.00	0.00	0.02	0.32	0.00	0.00	0.00	0.03	SHOPP	2014	No	No	No	No	29%	10,610,000	3,062,000	550,000	1,200,000	100,000	1,212,000	10,228,746	2,984,951	01/09/17	10/17/17	12/31/20	Caltrans	Caltrans	Caltrans	Caltrans
0200020284	SHOPP	SHA	044	Pavement Rehabilitation.	0.00	0.00	0.00	0.08	0.00	0.00	0.00	0.00	SHOPP	2012	No	No	No	No	23%	5,911,000	1,371,000	160,000	360,000	220,000	631,000	5,129,538	1,205,411	11/24/14	11/19/15	07/30/18	Caltrans	Caltrans	Caltrans	Caltrans
0200020285	SHOPP	MOD	299	Pavement Rehabilitation	0.00	0.00	0.02	0.18	0.00	0.00	0.00	0.00	SHOPP	2014	No	No	No	No	18%	20,183,000	3,670,000	610,000	990,000	190,000	1,880,000	19,110,179	2,661,391	12/10/15	12/22/16	10/16/19	Caltrans	Caltrans	Caltrans	Caltrans
0200020286	SHOPP	VAR	299	Roadway Rehabilitation	1.80	1.86	0.65	0.00	0.00	0.00	0.00	0.00	SHOPP	2016	Yes	No	No	No	36%	14,598,000	5,300,000	1,540,000	1,330,000	280,000	2,150,000	0	624,729	06/27/20	12/31/22	07/02/25	Caltrans	Caltrans	Caltrans	Caltrans
0212000011	SHOPP	PLU	147	REPLACE BRIDGE	0.00	0.00	0.10	1.16	0.00	0.00	0.00	0.75	SHOPP	2014	No	No	Yes	No	77%	6,760,000	5,232,000	1,400,000	1,200,000	163,000	2,469,000	4,640,886	3,718,059	05/02/16	12/31/18	12/31/20	Caltrans	Caltrans	Caltrans	Caltrans
0212000012	SHOPP	SIS	096	BRIDGE RAIL REPLACEMENT/UPGRADE	0.00	0.00	0.05	3.65	0.00	0.00	0.00	3.65	SHOPP	2014	No	No	No	No	101%	8,435,000	8,520,000	2,800,000	1,500,000	420,000	3,800,000	189,031	4,596,987	07/27/17	10/31/19	10/31/23	Caltrans	Caltrans	Caltrans	Caltrans
0212000031	SHOPP	VAR	005	Rehabilitate the potable water supply and waste water system.	0.00	0.00	0.01	2.05	0.00	0.00	0.00	0.38	SHOPP	2016	No	No	No	No	110%	4,133,000	4,548,000	2,150,000	750,000	36,000	1,612,000	2,350	3,015,065	06/29/17	01/17/20	07/15/22	Caltrans	Caltrans	Caltrans	Caltrans
0212000032	SHOPP	SIS	097	Rehabilitate Water and Sewer Systems	0.00	0.00	0.05	0.87	0.00	0.00	0.00	0.78	SHOPP	2016	No	No	No	No	89%	2,134,000	1,890,000	490,000	710,000	60,000	630,000	0	1,176,562	03/22/18	07/30/19	12/29/20	Caltrans	Caltrans	Caltrans	Caltrans
0212000033	SHOPP	VAR	395	Rehabilitate waste water system.	0.00	0.00	0.00	0.20	0.00	0.00	0.00	0.14	SHOPP	2014	No	No	No	Yes	69%	2,063,000	1,420,000	305,000	534,000	10,000	571,000	1,976,435	1,890,237	02/04/16	12/31/18	12/31/20	Caltrans	Caltrans	Caltrans	Caltrans
0212000037	SHOPP	LAS	395	REHABILITATE ROADWAY.	0.00	0.00	0.00	0.04	0.00	0.00	0.00	0.00	SHOPP	2012	No	No	No	No	19%	16,889,000	3,270,000	500,000	1,145,000	95,000	1,530,000	13,343,603	3,567,179	07/21/14	03/30/16	03/30/19	Caltrans	Caltrans	Caltrans	Caltrans
0212000062	SHOPP	SHA	299	CURVE IMPROVEMENT	0.00	0.00	0.13	0.80	0.00	0.00	0.00	0.00	SHOPP	2014	No	No	No	No	43%	2,500,000	1,065,000	150,000	342,000	154,000	419,000	2,122,120	1,442,317	09/02/15	09/01/16	03/30/23	Caltrans	Caltrans	Caltrans	Caltrans
0212000071	SHOPP	SHA	044	Bridge Replacement	0.00	0.27	0.20	1.62	0.00	0.15	0.00	0.71	SHOPP	2016	No	No	No	No	78%	5,664,000	4,446,000	1,176,000	1,330,000	410,000	1,530,000	49,952	1,977,772	08/31/18	01/15/21	04/30/22	Caltrans	Caltrans	Caltrans	Caltrans
0212000072	SHOPP	MOD	299	Pavement Preservation	0.00	0.21	0.18	1.54	0.00	0.40	0.00	0.86	SHOPP	2016	No	No	No	No	93%	5,731,000	5,356,000	1,820,000	1,150,000	526,000	1,860,000	52,869	2,102,986	11/15/18	07/15/21	07/14/23	Caltrans	Caltrans	Caltrans	Caltrans
0212000073	SHOPP	TRI	003	BRIDGE REPLACEMENT	1.21	0.73	0.31	0.00	0.47	1.36	0.00	0.00	SHOPP	2016	Yes	No	No	No	64%	8,020,000	5,120,000	1,250,000	1,680,000	100,000	2,090,000	0	843,333	12/01/20	12/29/22	06/26/25	Caltrans	Caltrans	Caltrans	Caltrans
0212000097	STIP	LAS	036	Construct curb gutter and sidewalk, ADA compliant ramps, widen shoulders, safety lighting, landscaping and irrigation.	0.00	0.33	0.00	0.00	0.00	0.00	0.00	0.00	N/A	N/A	No	No	No	No								0	50,307				Susanville, City of	Susanville, City of	Susanville, City of	Susanville, City of
0212000111	PARTNERSHIP	LAS	036		0.00	0.36	0.00	0.30	0.00	0.00	0.00	0.00	N/A	N/A	No	No	No	No								0	241,883	11/01/18	10/01/19	12/01/21	Lassen County	Lassen County	Lassen County	Lassen County
0213000001	SHOPP	SHA	005	Collision Severity Reduction	0.00	0.19	0.08	1.50	0.00	0.05	0.00	0.01	SHOPP	2016	No	No	No	No	61%	6,380,000	3,900,000	1,300,000	900,000	400,000	1,300,000	18,813	1,627,131	08/31/18	10/01/20	11/01/22	Caltrans	Caltrans	Caltrans	Caltrans
0213000002	SHOPP PA	SIS	005	Improve CRZ	1.98	0.00	0.00	0.00	0.00	0.00	0.00	0.00	N/A	N/A	No	No	No	No								0	0	08/13/21	10/31/22	08/23/24	Caltrans

Attachment 1
COS Fiscal Year 2018-19 Project Workload File

EFIS ID	Project Type	CO	RTE	Work Description	DIST PAED	DIST PSE	DIST RW	DIST CON	DES PAED	DES PSE	DES RW	DES CON	Document	Document Year	PA&ED in 18/19	RTL in 18/19	RW Cert in 18/19	CCA in 18/19	Support To Capital %[2]	Total Capital Budget[1]	Total Support Budget[1]	Environmental Support Budget	Design Support Budget	Right of Way Support Budget	Construction Support Budget	Total Capital Expenditures	Total Support Expenditures	Estimated Construction Start Date[3]	Estimated Construction End Date[4]	Estimated Project End Date[5]	PAED Implementing Agency	PSE Implementing Agency	ROW Implementing Agency	CON Implementing Agency
0214000027	SHOPP	SHA	005	Install potable, nonpotable and waster water improvement	0.00	0.88	0.28	0.00	0.00	1.68	0.00	0.00	SHOPP	2016	No	No	No	No	95%	3,010,000	2,860,000	600,000	1,180,000	140,000	940,000	0	396,067	03/01/20	10/01/21	04/01/24	Caltrans	Caltrans	Caltrans	Caltrans
0214000028	SHOPP	VAR	VAR	Worker Safety Improvements	0.00	1.99	0.28	0.00	0.00	0.23	0.00	0.00	SHOPP	2016	No	Yes	Yes	No	96%	2,279,000	2,190,000	490,000	745,000	180,000	775,000	0	266,942	08/13/19	12/31/20	07/03/23	Caltrans	Caltrans	Caltrans	Caltrans
0214000029	SHOPP	TRI	299	Sweepe Upgrade	0.35	1.01	0.12	0.00	0.04	2.01	0.00	0.00	SHOPP	2016	Yes	No	No	No	86%	2,300,000	1,970,000	470,000	860,000	50,000	590,000	0	61,326	04/08/20	12/29/21	12/27/23	Caltrans	Caltrans	Caltrans	Caltrans
0214000030	SHOPP	VAR	VAR	CCTV and RWIS Upgrade	0.00	1.68	0.45	0.00	0.00	0.23	0.00	0.00	SHOPP	2016	No	Yes	Yes	No	81%	2,761,000	2,229,000	485,000	816,000	208,000	720,000	0	414,722	08/06/19	11/15/21	05/15/24	Caltrans	Caltrans	Caltrans	Caltrans
0214000031	SHOPP	TRI	299	Increase Clear Recoverv	0.00	2.11	0.13	0.00	0.00	2.42	0.00	0.00	SHOPP	2016	No	No	No	No	155%	2,739,000	4,255,000	1,425,000	1,220,000	70,000	1,540,000	0	910,415	03/03/20	12/31/20	01/02/24	Caltrans	Caltrans	Caltrans	Caltrans
0214000036	SHOPP	SIS	005	2 R Roadway Rehabilitation - Southbound Direction	0.00	0.00	0.02	9.03	0.00	0.00	0.00	0.75	SHOPP	2016	No	No	No	No	22%	62,982,000	14,030,000	850,000	5,300,000	270,000	7,610,000	2,634	4,285,891	04/12/18	01/15/21	01/17/22	Caltrans	Caltrans	Caltrans	Caltrans
0214000063	SHOPP	SIS	005	Roadway Rehabilitation	0.00	0.00	0.09	0.17	0.00	0.00	0.00	0.02	SHOPP	2014	No	No	No	Yes	24%	28,781,000	6,770,000	1,400,000	1,810,000	90,000	3,470,000	24,866,825	4,929,986	01/07/16	07/27/18	01/28/20	Caltrans	Caltrans	Caltrans	Caltrans
0214000070	STIP	SHA	005	Widen to six lanes	0.00	0.16	0.00	0.00	0.00	0.09	0.00	0.00	STIP	2016	No	No	No	No	17%	11,026,000	1,923,000	0	811,000	10,000	1,102,000	3,125	939,579	10/30/18	10/02/21	04/03/23	Caltrans	Caltrans	Caltrans	Caltrans
0214000071	STIP	SHA	005	Widen to 6 lanes	0.00	0.00	0.02	4.93	0.00	0.00	0.00	4.60	STIP	2016	No	No	No	No								31,485	3,473,090	10/30/18	10/02/21	04/03/23	Caltrans	Caltrans	Caltrans	Caltrans
0214000143	SHOPP	TEH	032	Curve Improvement	0.00	0.00	0.10	0.91	0.00	0.00	0.00	0.01	SHOPP	2016	No	No	No	Yes	70%	2,344,000	1,643,000	281,000	502,000	178,000	682,000	30,232	780,136	09/07/17	04/10/19	04/07/21	Caltrans	Caltrans	Caltrans	Caltrans
0214000145	SHOPP	VAR	VAR	Upgrade signs to retro-reflective	0.00	0.00	0.00	0.09	0.00	0.00	0.00	0.01	SHOPP	2014	No	No	No	No	30%	2,395,000	726,000	51,000	290,000	13,000	372,000	2,068,999	845,966	02/25/16	06/27/17	06/03/19	Caltrans	Caltrans	Caltrans	Caltrans
0214000156	SHOPP	VAR	VAR	Install rumble strips	0.00	0.00	0.02	0.04	0.00	0.00	0.00	0.00	SHOPP	2014	No	No	No	No	51%	643,000	325,000	75,000	65,000	10,000	175,000	572,431	362,101	09/03/15	10/11/16	10/11/18	Caltrans	Caltrans	Caltrans	Caltrans
0215000017	SHOPP	PLU	070	Curve Improvement	0.00	0.43	0.03	0.80	0.00	0.17	0.00	0.00	SHOPP	2016	No	No	No	No	93%	2,132,000	1,980,000	690,000	600,000	90,000	600,000	12,455	818,973	11/12/18	11/09/20	11/09/22	Caltrans	Caltrans	Caltrans	Caltrans
0215000019	SHOPP	TRI	299	Install drapery curtains.	0.08	1.60	0.05	0.00	0.02	0.04	0.00	0.00	SHOPP	2016	Yes	No	No	No	65%	2,079,000	1,355,000	335,000	470,000	50,000	500,000	0	171,702	02/13/20	12/29/20	12/29/22	Caltrans	Caltrans	Caltrans	Caltrans
0215000021	SHOPP	SIS	005	Bridge strengthening and rail replacement	0.00	0.00	0.10	0.37	0.00	0.00	0.00	0.07	SHOPP	2014	No	No	No	Yes	84%	4,802,000	4,046,000	520,000	1,056,000	70,000	2,400,000	2,232,031	2,043,976	01/11/17	10/15/18	04/15/21	Caltrans	Caltrans	Caltrans	Caltrans
0215000024	SHOPP	VAR	005	Install water wells	0.00	0.00	0.00	0.04	0.00	0.00	0.00	0.00	SHOPP	2014	No	No	No	No	48%	770,000	373,000	37,000	37,000	75,000	224,000	554,826	232,436	09/22/14	10/12/17	01/05/19	Caltrans	Caltrans	Caltrans	Caltrans
0215000046	SHOPP	TRI	299	Pavement Rehabilitation	0.00	0.00	0.00	0.19	0.00	0.00	0.00	0.01	SHOPP	2014	No	No	No	No	13%	11,465,000	1,500,000	0	0	100,000	1,400,000	9,944,436	2,301,012	07/16/15	12/13/17	12/13/19	Caltrans	Caltrans	Caltrans	Caltrans
0215000049	SHOPP	TRI	003	Drainage rehabilitation	1.03	1.54	1.20	0.00	0.02	0.01	0.00	0.00	SHOPP	2016	Yes	No	No	No	143%	3,808,000	5,430,000	1,550,000	850,000	1,450,000	1,580,000	0	491,639	02/13/20	12/29/20	02/28/23	Caltrans	Caltrans	Caltrans	Caltrans
0215000050	SHOPP	PLU	070	Drainage Rehabilitation	1.02	1.50	0.84	0.00	0.00	0.01	0.00	0.00	SHOPP	2016	Yes	No	Yes	No	139%	2,815,000	3,930,000	1,200,000	710,000	1,090,000	920,000	0	526,195	02/13/20	12/29/20	02/28/23	Caltrans	Caltrans	Caltrans	Caltrans
0215000051	SHOPP	BUT	070	Drainage Rehabilitation	1.01	1.48	0.99	0.00	0.00	0.01	0.00	0.00	SHOPP	2016	Yes	No	No	No	127%	2,815,000	3,570,000	900,000	760,000	1,060,000	850,000	0	635,995	02/13/20	12/29/20	02/28/23	Caltrans	Caltrans	Caltrans	Caltrans
0215000053	SHOPP	TEH	VAR	Curve Improvement	0.00	0.05	0.14	1.98	0.00	0.02	0.00	0.00	SHOPP	2016	No	No	No	No	91%	2,484,000	2,258,000	579,000	635,000	440,000	604,000	171,614	1,245,385	07/12/18	12/31/19	12/31/21	Caltrans	Caltrans	Caltrans	Caltrans
0215000055	SHOPP	TRI	299	Install drape curtains on side slope	0.13	1.78	0.52	0.00	0.00	0.00	0.00	0.00	SHOPP	2016	Yes	No	No	No	69%	2,510,000	1,740,000	330,000	580,000	200,000	630,000	0	145,090	02/13/20	12/29/20	02/28/23	Caltrans	Caltrans	Caltrans	Caltrans
0215000056	SHOPP	TEH	036	Curve improvement and install MBGR	0.00	0.00	0.14	1.03	0.00	0.00	0.00	0.00	SHOPP	2014	No	No	No	No	48%	11,054,000	5,280,000	1,237,000	893,000	350,000	2,800,000	9,943,215	3,790,357	12/21/16	11/01/19	11/01/21	Caltrans	Caltrans	Caltrans	Caltrans
0215000063	SHOPP	LAS	139	Curve Improvement	0.00	0.18	0.08	0.73	0.00	0.07	0.00	0.00	SHOPP	2016	No	No	No	No	56%	3,593,000	2,010,000	450,000	700,000	200,000	660,000	7,347	892,275	09/04/18	11/16/20	11/16/22	Caltrans	Caltrans	Caltrans	Caltrans
0215000066	SHOPP	SHA	044	Construct Headwall Drainage	0.00	0.00	0.07	3.05	0.00	0.00	0.00	1.04	SHOPP	2016	No	No	No	No	41%	10,575,000	4,330,000	200,000	1,700,000	210,000	2,220,000	21,808	2,127,085	11/20/17	12/02/19	12/02/21	Caltrans	Caltrans	Caltrans	Caltrans
0215000073	SHOPP	VAR	VAR	Long-term mitigation monitoring	0.00	0.00	0.00	0.38	0.00	0.00	0.00	0.00	N/A	N/A	No	No	Yes	No								47,405				01/02/24	Caltrans	Caltrans	Caltrans	Caltrans
0215000077	PARTNERSHIP	BUT	070	Install fish passage	0.00	1.08	0.09	1.06	0.00	0.36	0.00	0.11	N/A	N/A	No	Yes	Yes	No	79%	5,292,000	4,166,000	960,000	1,246,000	159,000	1,801,000	0	951,207	02/08/19	01/15/21	03/15/23	Caltrans	Caltrans	Caltrans	Caltrans
0215000083	STIP PA	SHA	005	Widen to 6 lanes	1.55	1.02	0.23	0.00	0.09	0.00	0.00	0.00	N/A	N/A	No	No	No	No								0	10/23/23	01/03/28	02/04/30	Caltrans	Caltrans	Caltrans	Caltrans
0215000086	SHOPP	VAR	070	Pavement Rehabilitation	0.00	2.91	0.36	0.00	0.00	0.11	0.00	0.00	SHOPP	2016	No	No	Yes	No	18%	20,547,000	3,610,000	1,200,000	900,000	70,000	1,440,000	0	822,757	09/27/19	01/03/24	01/03/24	Caltrans	Caltrans	Caltrans	Caltrans
0215000105	SHOPP	SIS	096	Drainage Rehabilitation	2.24	0.69	1.09	0.00	0.02	0.10	0.00	0.00	SHOPP	2016	Yes	No	No	No	166%	2,270,000	3,770,000	1,450,000	730,000	530,000	1,060,000	0	287,485	09/01/20	11/15/22	11/15/27	Caltrans	Caltrans	Caltrans	Caltrans
0215000106	SHOPP	LAS	299	Rehabilitate Maintenance Station	0.00	0.63	0.01	0.00	0.00	1.27	0.00	0.00	SHOPP	2016	No	Yes	Yes	No	51%	12,870,000	6,558,000	668,000	2,650,000	40,000	3,200,000	0	668,189	08/06/19	11/15/22	05/15/25	Caltrans	Caltrans	Caltrans	Caltrans
0215000116	GEOTECHNICAL BORINGS COMPLIANCE	VAR	VAR	Identify, prioritize and execute a mitigation strategy for boreholes	0.00	0.44	0.00	0.00	0.00	2.44	0.00	0.00	N/A	N/A	No	No	No	No								0	501,036			01/31/20	Caltrans	Caltrans	Caltrans	Caltrans
0215000126	SHOPP	TEH	099	Construct curb ramps and sidewalks	0.00	1.40	1.09	0.00	0.00	0.11	0.00	0.00	SHOPP	2016	No	Yes	Yes	No	58%	3,089,000	1,795,000	400,000	525,000	230,000	640,000	0	340,039	08/03/19	12/31/20	07/03/23	Caltrans	Caltrans	Caltrans	Caltrans
0215000146	STIP	PLU	089	Sidewalks and Pavement Rehabilitation	0.00	0.00	0.02	0.11	0.00	0.00	0.00	0.00	STIP	2014	No	No	No	No	41%	6,349,000	2,604,000	364,000	770,000	520,000	950,000	5,827,523	3,244,041	07/26/16	10/04/17	12/31/20	Caltrans	Caltrans	Caltrans	Caltrans
0215000150	SHOPP	MOD	299	Pavement Rehabilitation Improvement	0.00	0.41	0.04	1.77	0.00	0.13	0.00	0.01	SHOPP	2016	No	No	No	No	71%	3,229,000	2,280,000	600,000	750,000	90,000	840,000	0	472,953	12/31/20	12/31/21	01/03/23	Caltrans	Caltrans	Caltrans	Caltrans
0216000005	SHOPP	LAS	044	Curve Improvement	0.00	0.54	0.09	1.59	0.00	0.16	0.00	0.00	SHOPP	2016	No	No	No	No	74%	3,000,000	2,221,000	500,000	675,000	187,000	859,000	0	374,552	10/02/18	05/05/20	05/05/22	Caltrans	Caltrans	Caltrans	Caltrans
0216000010	SHOPP PA	TEH	005	Construct New Scale Facility	0.72	0.00	0.00	0.00	0.21	0.90	0.00	0.00	N/A	N/A	No	No	No	No								0	05/17/22	12/31/24	12/31/26	Caltrans	Caltrans	Caltrans	Caltrans
0216000019	SHOPP PA	SIS	005	Deck Replacement	2.61	0.00	0.00	0.00	0.29	0.00	0.00	0.00	SHOPP	2016	No	No	No	No	55%	14,619,000	8,030,000	1,440,000	2,660,000	450,000	3,480,000	0	0	09/29/22	11/17/25	09/17/28	Caltrans	Caltrans	Caltrans	Caltrans
0216000024	SHOPP PA	PLU	070	2R Roadway Rehabilitation	5.37	0.00	0.00	0.00	0.08	0.18	0.00	0.00	N/A	N/A	No	No	No	No								0	09/27/22	12/02/25	12/31/27	Caltrans	Caltrans	Caltrans	Caltrans
0216000025	SHOPP	SIS	096	Fish Passage - Replace culverts with bridges	2.96	0.00	0.00	0.00	2.52	0.00	0.00	0.00	N/A	N/A	No	No	No	No	110%	6,808,000	7,460,000	1,720,000	2,740,000	160,000	2,840,000	0	0	07/02/24	12/31/27	12/31/29	Caltrans	Caltrans	Caltrans	Caltrans
0216000031	SHOPP	VAR	VAR	Purchase credits	0.00	0.00	0.34	0.00	0.00	0.00	0.00	0.00	N/A	N/A	No	No	No	No								0			10/01/19	Caltrans	Caltrans	Caltrans	Caltrans
0216000033	SHOPP PA	SHA	273	ADA Improvements	0.00	1.24	0.35	0.00	0.00	0.09	0.00	0.00	N/A	N/A	No	No	No	No								0	02/04/22	11/17/23	05/19/25	Caltrans	Caltrans	Caltrans	Caltrans
0216000035	SHOPP	SIS	096	Fish Passage	1.16	0.00	0.00	0.00	0.77	0.00	0.00	0.00	N/A	N/A	No	No	No	No	56%	16,867,000	9,470,000	1,910,000	2,730,000	170,000	4,660,000	0	0	08/27/24	12/31/27	12/31/29	Caltrans	Caltrans	Caltrans	Caltrans
0216000036	SHOPP PA	SHA	299	Pavement Rehabilitation	2.63	0.00	0.00	0.00	0.00	0.00	0.00	0.00	N/A	N/A	No	No	No	No								0	08/30/22	07/15/24	07/15/26	Caltrans	Caltrans	Caltrans	Caltrans
0216000040	SHOPP	SIS	096	Bridge replacement	1.33	0.00	0.00	0.00	1.62	0.00	0.00	0.00	N/A	N/A	No	No	No	No								0	04/26/24	11/15/27	11/15/32	Caltrans	Caltrans	Caltrans	Caltrans
0216000041	SHOPP PA	SHA	005	Rehabilitate bridge deck and rail.	0.72	0.00	0.00	0.00	0.07	0.00	0.00	0.00	N/A	N/A	No	No	No	No								0	03/03/21	07/15/22	07/15/24	Caltrans	Caltrans	Caltrans	Caltrans
0216000042	SHOPP PA	SIS	005	Deck and Rail Rehabilitation	1.10	0.00	0.00	0.00	0.08	0.00	0.00	0.00	N/A	N/A	No	No	No	No								0	04/10/21	07/15/22	01/03/25	Caltrans	Caltrans	Caltrans	Caltrans
0216000043	SHOPP PA	PLU	099	Rock Fall Fence	0.81	0.00	0.00	0.00	0.14	0.00	0.00	0.00	N/A	N/A	No	No	No	No								0	06/15/21	07/20/22	01/03/25	Caltrans	Caltrans	Caltrans	Caltrans
0216000044	SHOPP PA	TEH	005	improve clear recovery zone	2.35	0.00	0.00	0.00	0.02	0.00	0.00	0.00	N/A	N/A	No	No	No	No								0	08/17/21	01/27/23	01/27/25	Caltrans	Caltrans	Caltrans	Caltrans
0216000045	SB1 RMRA	TRI	VAR	Bridge Preventative Maintenance	1.22	0.00	0.00	0.00	0.13	0.22	0.00	0.00	SHOPP	2016	No	No	No	No	65%	6,506,000	4,220,000	900,000	1,030,000	230,000	2,060,000	0	0	08/09/22	12/31/25	12/31/27	Caltrans	Caltrans	Caltrans	Caltrans
0216000049	SHOPP PA	TRI	299	Stormwater mitigation	1.32	0.17	0.00	0.00	0.08	0.00	0.00	0.00	N/A	N/A	No	No	No	No								0	08/30/22	01/02/24	01/02/26	Caltrans	Caltrans	Caltrans	Caltrans
0216000051	SHOPP	TEH	036	Curve Improvement	0.00	1.97	0.45	0.00	0.00	0.03	0.00	0.00	SHOPP	2016	No	No	No	No	72%	3,109,000	2,235,000	475,000	670,000	420,000	670,000	0	303,114	11/29/19	11/24/21	11/24/26	Caltrans	Caltrans	Caltrans	Caltrans
0216000093	SHOPP	TRI	036	Curve Improvement	1.43	1.51	0.14	0.00	0.07	0.02	0.00	0.00	SHOPP	2016	Yes	No	No	No	70%	5,332,000	3,750,000	810,000	1,130,000	130,000	1,680,000	0	356,314	07/15/20	01/14/22	01/15/24	Caltrans	Caltrans	Caltrans	Caltrans
0216000114	SHOPP PA	SIS	005	Rest Area Water Svstem	0.82	0.00	0.00	0.00	0.07	0.00	0.00	0.00	N/A	N/A	No	No	No	No								0	04/14/21	01/12/22	01/12/24	Caltrans	Caltrans	Caltrans	Caltrans
0216000122	SHOPP	LAS	036	Rehabilitate Roadway and Replace Bridge	0.00	6.53	0.82	0.00	0.00	2.11	0.00	0.00	SHOPP	2016	No	No	No	No	28%	27,747,000	7,830,000	1,497,000	2,880,000	400,000	3,053,000	250	3,555,967	01/24/20	04/15/22	04/15/24	Caltrans	Caltrans	Caltrans	Caltrans
0216000148	SHOPP PA	TEH	099	Replace Bridge	0.95	0.00	0.00	0.00	0.73	0.00	0.00	0.00	N/A	N/A	No	No	No	No								0	04/19/22	01/02/24	01/02/26	Caltrans	Caltrans	Caltrans	Caltrans
0216000156	SHOPP	TEH	036	Curve Improvement	1.26	1.41	1.20	0.00	0.00	0.08	0.00	0.00	SHOPP	2016	No	No	No	No	95%	3,676,000	3,475,000	705,000	885,000	685,000	1,200,000	0	181,094	07/14/20	06/01/22	06/01/27	Caltrans	Caltrans	Caltrans	Caltrans
0216000169	STIP	TRI	299	install catchment area	0.00	0.00	0.00	0.89	0.00	0.00	0.00	0.00	SHOPP	2016	No	No	No	No	11%	41,660,000	4,550,000	0	0	150,000	4,400,000	30,958,144	3,251,231	10/03/16	03/12/20	05/12/21	Caltrans	Caltrans	Caltrans	Caltrans
0217000009	SHOPP PA	SIS	VAR	Roadway Rehabilitation	5.58	0.00	0.00	0.00	0.12	0.00	0.00	0.00	N/A	N/A	No	No	No	No								0	09/27/22	11/17/25	05/17/28	Caltrans	Caltrans	Caltrans	Caltrans
0217000012	SB1 RMRA	TRI	299	Culvert Rehabilitation	1.37	0.00	0.00	0.00	0.07	0.00	0.00	0.00	SHOPP	2016	No	No	No	No	57%	5,701,000	3,230,000	930,000	980,000	330,000	990,000	0	15,156	12/24/21	01/02/24	01/02/26	Caltrans	Caltrans	Caltrans	Caltrans
0217000022	SHOPP	MOD	299	Bridge Replacement and Roadway Rehabilitation	0.00	0.00	0.17	6.83	0.00	0.00	0.00	0.82	SHOPP	2016	No	No	No	No	39%	16,325,000	6,301,000	1,322,000	1,309,000	390,000	3,280,000	53,675	2,764,239	05/12/18	10/15/19	04/15/22	Caltrans	Caltrans	Caltrans	Caltrans
0217000026	SHOPP PA	SHA	005	Pavement Preservation	0.00	0.00	0.00	1.79	0.00	0.00	0.00	0.04	N/A	N/A	No	No	No	No								0	10/30/18	10/02/21	04/03/23	Caltrans	Caltrans	Caltrans	Caltrans
0217000032	SHOPP	SIS	VAR	Install electric vehicle stations	0.00	0.10	0.01	0.21	0.00	0.15	0.00	0.02	SHOPP	2016	No	No	No	No	96%	536,000	515,000	70,000	225,000	30,000	190,000	0	0	12/04/18	11/16/20	05/16/23	Caltrans	Caltrans	Caltrans	Caltrans
0217000035	PARTNERSHIP	SHA	005	Ramp Improvement	0.06	0.00	0.00	0.44	0.00	0.00	0.00	0.00	N/A	N/A	No	No	No	No								0	42,230		11/02/29	12/15/31	City of Redding	City of Redding	City of Redding	City of Redding
0217000045	SHOPP	SHA	044	Improve curve	1.26	0.84	0.10	0.00	0.09	0.10	0.00	0.00	SHOPP	2016	Yes	No	No	No	74%	3,114,000	2,290,000	670,000	810,000	80,000	730,000	0	0	07/07/20	04/01/22	04/02/24	Caltrans	Caltrans	Caltrans	Caltrans
0217000046	SHOPP	TRI	003	Permanent Restoration	0.00	0.00	0.01	0.04	0.00	0.00	0.00	0.00	SHOPP	2016	No	No	No	No	85%	330,000	280,000	0	0	10,000	270,000	0	0	12/28/17	11/23/22	04/25/25	Caltrans	Caltrans	Caltrans	Caltrans
0217000047	SHOPP	SHA	151	Pedestrian infrastructure and AC Overlay	0.00	0.00	0.38	0.70	0.00	0.00	0.00	0.01	SHOPP	2016	No	No	No	No	81%	2,001,000	1,612,000	256,000	368,000	368,000	620,000	42,527	1,299,669	02/09/18	12/02/19	06/04/21	Caltrans	Caltrans	Caltrans	Caltrans
0217000083	SHOPP	SHA	299	Roadway Rehabilitation	7.60	0.00	0.00	0.00	0.25	0.00	0.00	0.00	N/A	N/A	No	No	No	No	22%	75,505,000	16,550,000	4,130,000	5,110,000	490,000	6,820,000	0	0	03/04/25	12/31/27	12/31/30	Caltrans	Caltrans	Caltrans	Caltrans
0217000097	SB1 RMRA	SIS	005	Roadway Rehabilitation	3.47	0.00	0.00	0.00	0.42	0.00	0.00	0.00	SHOPP	2016	No	No	No	No	17%	116,175,000	19,650,000	1,620,000	5,090,000	80,000	12,860,000	0	0	09/27/22	11/16/26	05/16/29	Caltrans	Caltrans	Caltrans	Caltrans
0217000110	SHOPP	TRI	299	Install charging stations	0.00	0.04	0.00	0.24	0.00	0.00	0.00	0.01	SHOPP	2016	No	No	No	No	167%	250,000	418,000	70,000	175,000	3,000	170,000	0	0	08/14/18	12/31/20	01/03/23	Caltrans	Caltrans	Caltrans	Caltrans
0218000003	SB1 RMRA	VAR	005	Rehabilitation	2.37	1.10	0.11	0.00	0.23	0.70	0.00	0.00	SHOPP	2016	No	No	No	No	38%	28,349,000	10,900,000	2,790,000	1,820,000	90,000	6,200,000	0	0	12/22/20	12/31/24	12/31/26	Caltrans	Caltrans	Caltrans	Caltrans
0218000024	SB1 RMRA	SHA	005	Roadway Rehabilitation	0.00	0.41	0.08	2.34	0.00	0.43	0.00	1.33	SHOPP	2016	No	No	No	No	37%	19,302,000	7,120,000	0	3,000,000	220,000	3,900,000	0	0	10/30/18	10/02/21	04/03/23	Caltrans	Caltrans	Caltrans	Caltrans
0218000025	STIP PA	PLU	070	Intersection Improvement	0.03	0.00	0.00	0.00	0.00	0.00	0.00	0.00	N/A	N/A	No	No	No	No								0	09/27/22	12/01/25	12/31/27	Caltrans	Caltrans	Caltrans	Caltrans
0218000043	SHOPP	TEH	036	Curve Improvement and Truck Climbing Lane	0.00	2.38	0.31	0.00	0.00	0.11	0.00	0.00	SHOPP	2016	No	No	Yes	No								0	417,989	10/15/19	11/15/21	11/15/23	Caltrans	Caltrans	Caltrans	Caltrans
0218000047	SHOPP	SHA	005	Replace Bridges	0.00	2.23	0.25	0.00	0.00	3.46	0.00	0.00	SHOPP	2016	No	Yes	Yes	No	54%	16,896,000	9,189,000	1,250,000	2,880,000	260,000	4,799,000	0	1,354,911	08/27/19	12/13/21	01/02/24	Caltrans	Caltrans	Caltrans	Caltrans
0218000061	SHOPP PA	TRI	299	Curve Improvement	1.70	0.00	0.00	0.00	1.06	0.00	0.00	0.00	N/A	N/A	No	No	No	No								0	09/21/26	11/25/30	01/04/33	Caltrans	Caltrans	Caltrans	Caltrans
0300000007	SHOPP	NEV	080	REHABILIT BRIDGES AND ROADWAY	0.00	0.00	0.00	0.10	0.45	0.00	0.00	0.04	SHOPP	2006	No	No	No	No								69,400,389	17,303,405	06/06/07	06/28/12	09/30/19	Caltrans	Caltrans	Caltrans	Caltrans
0300000008	BOND SHOPP	NEV	080	PORTLAND CEMENT CONCRETE OVERLAY	0.00	0.00	0.00	0.14	0.00	0.00	0.00	0.00	SHOPP	2006	No	No	No	No	10%	127,660,000	12,500,000	100,000	1,000,000	100,000	11,300,000	61,809,378	6,385,488	08/15/08	11/05/12	08/30/24	Caltrans	Caltrans	Caltrans	Caltrans
0300000060	BOND SHOPP	BUT	070	WIDEN ROADWAY AND PLACE RUBBERIZED HMA AND HMA TYPE A	0.00	0.00	0.00	0.13	0.00	0.00	0.00	0.00	STIP	2010	No	No	No	No	42%	11,456,000	4,800,000	216,000	1,950,000	834,000	1,800,000	9,461,021	5,108,347	03/24/11	07/19/13	12/15/18	Caltrans	Caltrans	Caltrans	Caltrans
0300000061	PARTNERSHIP	ED	049	Realign and redesignate roadway	0.00	0.08	0.01	0.61	0.00	0.00	0.00	0.00	N/A	N/A	No	No	No	No								0	587,351	08/01/18	08/01/19	08/01/22	El Dorado County	El Dorado County	El Dorado County	El Dorado County
0300000075	SHOPP	YOL	080	Seismic retrofit, fatigue retrofit, and replace bridge rail	0.59	4.00	0.18	0.00	1.01	1.24	0.00	0.00	SHOP

Attachment 1
COS Fiscal Year 2018-19 Project Workload File

EFIS ID	Project Type	CO	RTE	Work Description	DIST PAED	DIST PSE	DIST RW	DIST CON	DES PAED	DES PSE	DES RW	DES CON	Document	Document Year	PA&ED in 18/19	RTL in 18/19	RW Cert in 18/19	CCA in 18/19	Support To Capital %[2]	Total Capital Budget[1]	Total Support Budget[1]	Environmental Support Budget	Design Support Budget	Right of Way Support Budget	Construction Support Budget	Total Capital Expenditures	Total Support Expenditures	Estimated Construction Start Date[4]	Estimated Construction End Date[4]	Estimated Project End Date[4]	PAED Implementing Agency	PSE Implementing Agency	ROW Implementing Agency	CON Implementing Agency
0300000258	PARTNERSHIP	ED	050	SILVA VALLEY PARKWAY	0.00	0.00	0.00	0.12	0.00	0.00	0.00	0.02	STIP	2012	No	No	No	No								939,072	1,616,300	10/22/13	10/28/16	12/01/18	El Dorado County	El Dorado County	El Dorado County	El Dorado County
0300000259	PARTNERSHIP	ED	050	DEVELOP PSR FOR MULTI-MODAL TRANSP & COMMUNITY ENHANCEMENTS	0.00	0.79	0.02	0.03	0.00	0.00	0.00	0.00	N/A	N/A	No	Yes	Yes	No								0	296,754	06/01/19	05/01/22	05/01/24	Tahoe Transportation District	Tahoe Transportation District	Tahoe Transportation District	Tahoe Transportation District
0300000273	SHOPP	YUB	VAR	Remove median lanes and install left turn lanes, channelize thru lane. Modify signals	0.00	0.00	0.09	0.15	0.00	0.00	0.00	0.00	SHOPP	2014	No	No	No	No	71%	4,433,000	3,136,000	100,000	1,700,000	476,000	860,000	3,693,903	3,096,255	01/30/17	01/31/18	12/01/20	Caltrans	Caltrans	Caltrans	Caltrans
0300000293	BOND CMIA	NEV	049	WIDEN ROADWAY	0.00	0.00	0.25	0.03	0.00	0.00	0.00	0.01	STIP	2012	No	No	No	No	58%	18,947,000	11,072,000	2,900,000	2,672,000	2,000,000	3,500,000	17,266,237	12,211,864	06/21/10	04/08/14	12/01/18	Caltrans	Caltrans	Caltrans	Caltrans
0300000297	SHOPP	PLA	089	REHAB PAVEMENT AND DRAINAGE SYSTEM	0.00	0.00	0.60	0.31	0.00	0.00	0.00	0.04	SHOPP	2010	No	No	No	No	61%	43,943,000	26,625,000	3,754,000	12,000,000	1,851,000	9,020,000	35,150,960	26,838,324	04/27/12	08/18/17	07/15/20	Caltrans	Caltrans	Caltrans	Caltrans
0300000298	SHOPP	PLA	089	ASPHALT CONCRETE SURFACING	0.00	0.00	0.11	0.00	0.00	0.00	0.00	0.00	SHOPP	2006	No	No	No	No								13,833,570	8,991,598	02/06/08	10/19/10	07/01/19	Caltrans	Caltrans	Caltrans	Caltrans
0300000299	SHOPP	PLA	028	RECONSTRUCT DRAINAGE FACILITIES	0.00	0.00	0.28	0.19	0.00	0.00	0.00	0.00	SHOPP	2006	No	No	No	No								32,304,437	22,194,501	06/05/08	11/23/11	06/01/22	Caltrans	Caltrans	Caltrans	Caltrans
0300000352	PARTNERSHIP	ED	050	UPGRADE INTERCHANGE	0.00	0.75	0.03	0.00	0.00	0.45	0.00	0.00	N/A	N/A	No	No	No	No								0	151,057	05/01/21	11/01/22	11/01/24	El Dorado County	Caltrans	El Dorado County	El Dorado County
0300000405	SHOPP	BUT	162	HIGHWAY PLANTING AND IRRIGATION	0.00	0.00	0.00	0.00	0.00	0.00	0.00	0.00	SHOPP	1998	No	No	No	No								215,571	349,714	07/12/99	01/23/03	06/01/25	Caltrans	Caltrans	Caltrans	Caltrans
0300000414	STIP	ED	050	HIGHWAY PLANTING	0.00	0.00	0.00	0.01	0.00	0.00	0.00	0.00	STIP	2008	No	No	No	No	108%	368,000	398,000	0	138,000	10,000	250,000	282,718	328,032	12/01/10	09/10/14	12/01/22	Caltrans	Caltrans	Caltrans	Caltrans
0300000415	STIP	ED	050	WIDEN HIGHWAY AND BRIDGES	0.00	0.00	0.04	0.06	0.00	0.00	0.00	0.02	STIP	2012	No	No	No	No	46%	48,228,000	22,149,000	2,533,000	7,977,000	2,076,000	9,563,000	45,926,774	23,227,627	04/03/06	09/30/09	09/01/23	Caltrans	Caltrans	Caltrans	Caltrans
0300000417	ARRA	BUT	099	WIDEN SHOULDER	0.00	0.00	0.14	0.00	0.00	0.00	0.00	0.00	SHOPP	2008	No	No	No	No	102%	8,330,000	8,460,000	1,497,000	2,943,000	940,000	3,080,000	10,329,937	7,361,079	07/07/09	02/29/12	12/31/22	Caltrans	Caltrans	Caltrans	Caltrans
0300000423	PARTNERSHIP	YOL	005	REVISE INTERCHANGE (MSF-BDC)	0.00	0.00	0.00	0.01	0.00	0.00	0.00	0.00	N/A	N/A	No	No	No	No								0	788,965	08/01/10	05/30/12	12/31/18	Woodland, City of	Woodland, City of	Woodland, City of	Woodland, City of
0300000425	BOND CMIA	SAC	050	EXPAND OC TO 6-LANES & MODIFY RAMPS	0.00	0.00	0.00	0.06	0.00	0.00	0.00	0.01	STIP	2016	No	No	No	No								61,195	1,590,686		01/16/16	02/01/19	Sacramento County	Sacramento County	Sacramento County	Sacramento County
0300000426	BOND RTE 99	SAC	099	CONSTRUCT INTERCHANGE(FULL SQUARE PARTIAL CLOVERLEAF)	0.00	0.00	0.00	0.02	0.00	0.00	0.00	0.01	STIP	2012	No	No	No	No								18,448,641	1,241,681	05/31/12	03/07/14	10/01/18	Sacramento County	Sacramento County	Sacramento County	Sacramento County
0300000428	STIP	ED	050	REVISE INTERCHANGES FORNI RD/PLACERVILLE DR I/C	0.00	0.00	0.00	0.17	0.00	0.00	0.00	0.03	STIP	2006	No	No	No	No								0	936,562	11/02/12	11/30/14	11/30/20	Placerville, City of	Placerville, City of	Placerville, City of	Placerville, City of
0300000430	STIP	YOL	005	CONSTR N/B IS TO S/B 113 CONNECTOR	0.00	0.00	0.11	0.00	0.00	0.00	0.00	0.00	N/A	N/A	No	No	Yes	No								2,342,324	5,945,009	11/01/27	11/01/30	11/01/32	Caltrans	Caltrans	Caltrans	Caltrans
0300000435	STIP	BUT	191	CONSTRUCT 4 LANE EXPRESSWAY	0.00	0.00	0.00	0.04	0.00	0.00	0.00	0.01	STIP	2004	No	No	No	No								110,025,332	28,800,984	02/06/06	01/20/09	06/30/19	Caltrans	Caltrans	Caltrans	Caltrans
0300000439	STIP	VAR	070	WIDEN AND REALIGN ROADWAY	0.00	0.00	0.21	1.36	0.00	0.00	0.00	0.00	STIP	2008	No	No	No	No	27%	108,772,000	29,600,000	2,000,000	10,000,000	4,600,000	13,000,000	106,251,770	32,001,377	12/27/07	06/28/11	12/01/20	Caltrans	Caltrans	Caltrans	Caltrans
0300000443	BOND RTE 99	BUT	099	Construct Northbound and Southbound Auxiliary Lanes with corresponding Ramp Improvements, and Widen East 1st Avenue	0.00	0.00	0.00	0.00	0.00	0.00	0.00	0.00	STIP	2010	No	No	No	No								4,515,000	6,358,354	08/05/11	02/18/15	04/30/21	Butte County Association of Governments	Butte County Association of Governments	Butte County Association of Governments	Caltrans
0300000449	STIP	BUT	070	WIDEN TO FOUR LANES	0.00	0.00	0.00	0.36	0.00	0.00	0.00	0.00	STIP	2008	No	No	No	No	44%	12,467,000	5,500,000	0	2,000,000	1,000,000	2,500,000	11,265,889	7,132,249	09/02/09	10/04/12	12/02/20	Caltrans	Caltrans	Caltrans	Caltrans
0300000452	STIP	PLA	089	OPERATIONAL IMPROVEMENTS REALIGNMENT, BIKE/PED IMPROVEMENTS	0.00	0.00	0.00	0.23	0.00	0.00	0.00	0.22	STIP	2002	No	No	No	Yes								0	1,437,472	10/03/16	09/01/18	09/01/20	Tahoe Transportation District	Tahoe Transportation District	Tahoe Transportation District	Tahoe Transportation District
0300000458	SHOPP	ED	050	water quality improvements	0.00	0.00	0.56	14.90	0.00	0.00	0.00	0.62	SHOPP	2014	No	No	No	No	57%	33,644,000	19,141,000	1,300,000	3,741,000	2,650,000	11,450,000	13,502,170	17,790,057	02/14/17	10/01/20	10/01/22	Caltrans	Caltrans	Caltrans	Caltrans
0300000473	SHOPP	PLA	080	VERTICAL CLEARANCE FOR PERMIT VEH	0.00	0.00	0.05	0.14	0.00	0.00	0.00	0.13	SHOPP	2012	No	No	No	No	35%	28,194,000	9,795,000	1,950,000	2,600,000	145,000	5,100,000	25,455,727	13,902,631	02/21/14	11/21/16	12/01/19	Caltrans	Caltrans	Caltrans	Caltrans
0300000509	SHOPP	BUT	099	REPLACE BRIDGE (SCOUR)	0.00	0.00	0.00	0.01	0.00	0.00	0.00	0.00	SHOPP	2012	No	No	No	No	43%	9,160,000	3,920,000	500,000	1,300,000	320,000	1,800,000	7,281,483	5,362,493	04/22/13	07/24/15	12/01/23	Caltrans	Caltrans	Caltrans	Caltrans
0300000532	PARTNERSHIP	ED	049	WIDEN ROADWAY AND INSTALL SIGNAL	0.00	0.00	0.00	0.15	0.00	0.00	0.00	0.00	STIP	2012	No	No	No	Yes								1,510,000	267,577	10/27/13	07/01/18	07/01/20	El Dorado County	El Dorado County	El Dorado County	El Dorado County
0300000617	PARTNERSHIP	SAC	099	CONSTRUCT INTERCHANGE (MSF-NLB)	0.00	0.14	0.03	0.75	0.00	0.10	0.00	0.43	N/A	N/A	No	Yes	No	No								0	512,458		11/01/19	11/01/21	Sacramento County	Sacramento County	Sacramento County	Sacramento County
0300000711	SHOPP	ED	049	INCREASE SUPERELEVATION OF CURVE	0.00	0.00	0.00	0.02	0.00	0.00	0.00	0.00	SHOPP	2012	No	No	No	No	99%	993,000	983,000	164,000	288,000	245,000	286,000	730,527	1,153,346	07/24/13	10/29/13	01/15/22	Caltrans	Caltrans	Caltrans	Caltrans
0300000725	SHOPP	PLA	193	CURVE IMPROVEMENTS AND WIDENING	0.00	0.00	0.42	0.64	0.00	0.00	0.00	0.01	SHOPP	2014	No	No	No	No	68%	11,028,000	7,476,000	1,400,000	2,600,000	1,161,000	2,315,000	6,854,849	6,999,171	09/23/15	01/30/17	02/15/23	Caltrans	Caltrans	Caltrans	Caltrans
0300001086	STIP	SAC	005	INSTALL NATIVE LANDSCAPING	0.00	0.00	0.00	0.01	0.00	0.00	0.00	0.00	STIP	2008	No	No	No	No	33%	750,000	250,000	0	0	0	250,000	749,429	210,531	04/25/10	12/30/16	09/01/20	Caltrans	Caltrans	Caltrans	Caltrans
0300001101	SHOPP PA	SAC	050	Construct Aux Lanes on WB and EB US 50 in the City of Rancho Cordova from the Bradshaw Rd Interchange to the Mather Field Road Interchange.	1.60	0.00	0.00	0.00	0.00	0.00	0.00	0.00	N/A	N/A	No	No	No	No								0	0	05/15/21	12/15/21	12/15/23	Caltrans	Caltrans	Caltrans	Caltrans
0300001103	PARTNERSHIP	PLA	065	HOV Lanes	0.00	0.50	0.02	0.00	0.00	0.02	0.00	0.00	N/A	N/A	No	Yes	Yes	No								0	425,552	11/01/19	11/01/22	11/01/25	Placer County Transportation Planning Agency	Placer County Transportation Planning Agency	Placer County Transportation Planning Agency	Placer County Transportation Planning Agency
0300001105	SHOPP	SAC	050	ADD AUXILLIARY LANE	0.00	0.84	0.15	0.00	0.00	0.03	0.00	0.00	SHOPP	2016	No	Yes	Yes	No	34%	3,086,000	1,057,000	305,000	325,000	7,000	420,000	0	264,545	10/01/19	10/01/20	10/01/23	Caltrans	Caltrans	Caltrans	Caltrans
0300001109	SHOPP	VAR	080	Install Ramp Meters	0.00	0.03	0.21	6.75	0.00	0.04	0.00	1.15	SHOPP	2016	No	No	No	No	66%	8,000,000	5,254,000	734,000	2,100,000	220,000	2,200,000	0	2,347,029	07/15/18	12/01/19	07/15/21	Caltrans	Caltrans	Caltrans	Caltrans
0300001119	SHOPP	BUT	099	SHOULDER WIDENING ON STRUCTURE	0.00	0.00	0.12	0.05	0.00	0.00	0.00	0.04	SHOPP	2014	No	No	No	No	73%	3,538,000	2,595,000	350,000	1,050,000	195,000	1,000,000	3,112,687	3,335,385	06/09/15	11/13/17	09/01/20	Caltrans	Caltrans	Caltrans	Caltrans
0300020038	SHOPP	COL	020	SUB-SCOUR MITIGATION-7 BRIDGES	0.00	0.00	0.03	0.02	0.00	0.00	0.00	0.01	SHOPP	2012	No	No	No	No	92%	986,000	908,000	250,000	218,000	140,000	300,000	668,677	1,357,659	07/21/14	05/22/17	11/05/21	Caltrans	Caltrans	Caltrans	Caltrans
0300020139	SHOPP	YUB	070	COLD PLANE AC, EXCAVATE ROADWAY AND PLACE HMA AND REINFORCED PCCP	0.00	0.00	0.07	0.02	0.00	0.00	0.00	0.00	SHOPP	2010	No	No	No	No	23%	35,231,000	8,250,000	600,000	2,500,000	150,000	5,000,000	30,797,598	14,155,255	01/31/12	08/13/15	08/01/18	Caltrans	Caltrans	Caltrans	Caltrans
0300020406	STIP	SAC	099	INSTALL NATIVE PLANTING	0.00	0.00	0.00	0.07	0.00	0.00	0.00	0.00	STIP	2012	No	No	No	No	59%	750,000	440,000	30,000	120,000	3,000	287,000	534,646	182,599	10/17/13	10/11/17	10/01/20	Caltrans	Caltrans	Caltrans	Caltrans
0300020420	SHOPP	PLA	080	WIDENING EASTBOUND ROADWAY	0.00	0.00	0.40	7.78	0.00	0.00	0.00	1.06	SHOPP	2014	No	No	No	Yes	36%	36,982,000	13,330,000	1,000,000	2,920,000	710,000	8,700,000	27,665,639	8,815,888	04/05/16	11/01/18	11/01/20	Caltrans	Caltrans	Caltrans	Caltrans
0300020426	SHOPP	BUT	032	ADA compliance curb ramps, signal, sidewalks cross slopes, etc.	0.00	0.00	0.38	0.14	0.00	0.00	0.00	0.00	SHOPP	2014	No	No	No	No	133%	1,810,000	2,410,000	500,000	730,000	530,000	650,000	1,576,624	2,221,673	06/14/16	06/21/17	11/15/20	Caltrans	Caltrans	Caltrans	Caltrans
0300020439	PARTNERSHIP	SAC	050	MODIFY OVERCROSSING AND EXTEND HAZEL AVENUE SOUTH OF FOLSOM BLVD	0.00	0.27	0.01	0.00	0.00	0.20	0.00	0.00	N/A	N/A	No	No	No	No								0	292,624	06/01/20	06/01/22	06/01/24	Sacramento County	Sacramento County	Sacramento County	Sacramento County
0300020450	SHOPP	VAR	VAR	UPGRADE GUARDRAIL END TREATMENTS	0.00	0.00	0.00	0.17	0.00	0.00	0.00	0.00	SHOPP	2012	No	No	No	No	29%	7,733,000	2,206,000	160,000	540,000	6,000	1,500,000	7,344,932	2,237,555	08/21/14	01/12/16	05/15/19	Caltrans	Caltrans	Caltrans	Caltrans
0300020462	SHOPP	YUB	VAR	Upgrade pedestrian infrastructure	0.00	0.00	0.52	2.63	0.00	0.00	0.00	0.00	SHOPP	2016	No	No	No	No	102%	3,942,000	4,023,000	356,000	1,290,000	1,377,000	1,000,000	80,710	1,860,981	05/01/18	10/01/19	10/01/22	Caltrans	Caltrans	Caltrans	Caltrans
0300020469	SHOPP	VAR	099	Add and upgrade Traffic Operations Systems (TOS)	0.00	0.00	0.00	0.50	0.00	0.00	0.00	0.00	SHOPP	2014	No	No	No	No	51%	3,382,000	1,735,000	220,000	450,000	50,000	1,015,000	8,780	2,297,739	02/27/17	03/31/18	03/31/21	Caltrans	Caltrans	Caltrans	Caltrans
0300020539	SHOPP	ED	050	Install sandtraps and pullouts	0.00	0.02	0.03	1.30	0.00	0.04	0.00	0.03	SHOPP	2016	No	No	No	No	56%	4,350,000	2,422,000	698,000	760,000	236,000	728,000	0	1,311,255	08/01/18	10/01/20	12/01/23	Caltrans	Caltrans	Caltrans	Caltrans
0300020593	SHOPP	YUB	020	Shoulder Widening	0.00	1.36	2.60	0.00	0.00	0.14	0.00	0.00	SHOPP	2016	No	Yes	Yes	No								123,886	6,027,626	12/29/19	12/01/22	02/01/25	Caltrans	Caltrans	Caltrans	Caltrans
0300020594	SHOPP	YUB	020	Widen shoulders and rehab pavement	0.00	0.10	0.32	3.34	0.00	0.19	0.00	0.00	SHOPP	2016	No	No	No	No								201,122	3,775,025	09/12/18	11/15/19	11/15/22	Caltrans	Caltrans	Caltrans	Caltrans
0300020595	SHOPP	SAC	160	Cold plane AC pavement and RHMA-G overlay	0.00	0.00	0.02	0.06	0.00	0.00	0.00	0.00	SHOPP	2016	No	No	No	No	51%	4,124,000	2,110,000	420,000	570,000	20,000	1,100,000	0	1,199,546	10/07/16	10/02/17	09/01/19	Caltrans	Caltrans	Caltrans	Caltrans
0300020597	SHOPP	PLA	080	Install culvert liners	0.00	0.00	0.01	0.84	0.00	0.00	0.00	0.01	SHOPP	2016	No	No	No	Yes	86%	1,323,000	1,142,000	290,000	400,000	72,000	380,000	18,028	600,460	04/06/18	11/06/18	11/06/20	Caltrans	Caltrans	Caltrans	Caltrans
0300020600	SHOPP	PLA	080	CULVERT REHABILITATION	0.00	0.80	0.35	0.00	0.00	0.00	0.00	0.00	SHOPP	2016	No	No	No	No	42%	3,320,000	1,410,000	230,000	440,000	140,000	600,000	0	154,041	08/01/20	08/01/21	08/02/24	Caltrans	Caltrans	Caltrans	Caltrans
0300020608	SHOPP	SUT	020	Rehabilitate Roadway and widen shoulder, including one structure (Wadsworth Canal Bridge #18-0003).	0.00	0.19	0.39	3.32	0.00	0.07	0.00	0.97	SHOPP	2016	No	No	No	No	37%	22,862,000	8,494,000	2,000,000	2,400,000	1,323,000	2,771,000	388,406	4,494,269	07/30/18	12/15/20	02/15/24	Caltrans	Caltrans	Caltrans	Caltrans
0300020615	SHOPP	PLA	080	BRIDGE REHABILITATION VARIOUS, INCLUDING DECK REHABS, BEARING REPLACEMENT, UPGRADE RAILINGS, ETC.	0.00	5.19	0.45	0.00	0.00	5.73	0.00	0.00	SHOPP	2016	No	No	No	No								1,000	1,600,631	12/15/20	12/01/25	12/01/27	Caltrans	Caltrans	Caltrans	Caltrans
0300020616	SHOPP	PLA	049	HMA overlay	0.00	0.45	0.39	2.20	0.00	0.17	0.00	0.00	SHOPP	2016	No	No	No	No	34%	29,555,000	9,950,000	2,400,000	2,000,000	1,250,000	4,300,000	145,700	4,373,484	11/15/18	05/15/22	10/01/24	Caltrans	Caltrans	Caltrans	Caltrans
0300020624	SHOPP	YUB	020	Shoulder widening and curve improvements	0.00	0.00	0.40	4.43	0.00	0.00	0.00	1.56	SHOPP	2016	No	No	No	No	44%	20,680,000	9,020,000	1,570,000	2,500,000	1,500,000	3,450,000	683,705	4,791,227	04/20/18	11/01/20	01/02/23	Caltrans	Caltrans	Caltrans	Caltrans
0300020632	SHOPP	ED	049	Upgrade curb ramps, sidewalk and adjust turn lane to install crosswalk	0.00	0.00	0.08	0.03	0.00	0.00	0.00	0.00	SHOPP	2014	No	No	No	No	65%	2,069,000	1,340,000	80,000	723,000	112,000	425,000	939,670	1,639,769	09/23/15	12/14/16	12/14/19	Caltrans	Caltrans	Caltrans	Caltrans
0300020817	STIP	GLE	005	NATIVE PLANTING	0.00	0.00	0.00	0.11	0.00	0.00	0.00	0.00	STIP	2014	No	No	No	Yes	20%	814,000	166,000	28,000	50,000	3,000	85,000	644,407	99,128	03/23/15	02/28/19	02/28/22	Caltrans	Caltrans	Caltrans	Caltrans
0300080818	STIP	COL	005	NATIVE PLANTING	0.00	0.00	0.00	0.11	0.00	0.00	0.00	0.00	STIP	2014	No	No	No	No	24%	640,000	154,000	21,000	43,000	5,000	85,000	545,660	85,989	03/23/15	02/28/19	02/28/22	Caltrans	Caltrans	Caltrans	Caltrans
0312000004	SHOPP	SIE	089	Construct two wildlife undercrossings and wildlife barriers.	0.00	0.00	0.00	0.05	0.00	0.00	0.00	0.00	SHOPP	2014	No	No	No	No	44%	2,094,000	915,000	150,000	260,000	5,000	500,000	1,839,166	1,169,318	02/11/16	09/13/16	10/01/19	Caltrans	Caltrans	Caltrans	Caltrans
0312000026	SHOPP	COL	020	Pavement Rehabilitation	0.00	0.20	0.21	2.58	0.00	0.10	0.00	0.02	SHOPP	2016	No	No	No	No	48%	9,922,000	4,760,000	1,410,000	900,000	950,000	1,500,000	97,480	2,739,099	10/01/18	01/02/21	01/02/23	Caltrans	Caltrans	Caltrans	Caltrans
0312000027	SHOPP	SAC	160	Rubberized hot mix asphalt (gap graded) overlay	0.00	0.00	0.00	0.02	0.00	0.00	0.00	0.00	SHOPP	2012	No	No	No	No	32%	4,887,000	1,548,000	284,000	212,000	72,000	980,000	3,949,115	1,383,182	01/26/15	09/08/15	12/31/18	Caltrans	Caltrans	Caltrans	Caltrans
0312000039	PARTNERSHIP	PLA	089	CONSTRUCT NEW CLASS 1 BICYCLE PATH	0.00	0.00	0.00	0.03	0.00	0.00	0.00	0.01	N/A	N/A	No	No	No	No								0	346,213	04/01/16	05/01/18	05/01/19	Tahoe City Public Utility District	Tahoe City Public Utility District	Tahoe City Public Utility District	Tahoe City Public Utility District
0312000044	PARTNERSHIP	PLA	065	CONSTRUCT NEW INTERCHANGE	0.00	0.23	0.02	0.13	0.00	0.01	0.00	0.10	N/A	N/A	No	No	No	No								0	285,300	12/01/18	12/01/20	12/01/22	Placer County Transportation Planning Agency	Placer County Transportation Planning Agency	Placer County Transportation Planning Agency	Placer County Transportation Planning Agency
0312000052	SHOPP	GLE	162	Seismic retrofit of Bridge - replace two truss and three short approach spans on easter end of HWY 162	0.67	3.93	1.95	0.00	0.09	4.24	0.00	0.00	N/A	N/A	Yes	No	No	No	2220%	1,000,000	22,200,000	5,500,000	5,500,000	1,200,000	10,000,000	2,700	3,242,083	04/01/21	01/02/23	11/01/24	Caltrans	Caltrans	Caltrans	Caltrans
0312000054	SHOPP	SAC	051	BRIDGE DECK REHABILITATION AND/OR REPLACEMENT	7.16	0.01	0.00	0.00	1.94	0.58	0.00	0.00	SHOPP	2016	No	No	No	No								0	513,722	02/16/22	10/01/24	10/01/26	Caltrans	Caltrans	Caltrans	Caltrans
0312000055	SHOPP	SAC	051	Grind asphalt concrete and place polyester concrete overlay	0.00	0.00	0.00	0.04	0.00	0.00	0.00	0.00	SHOPP	2014	No	No	No	No	25%	5,656,000	1,401,000	163,000	373,000	5,000	860,000	5,305,046	1,381,083	07/13/15	05/24/16	11/01/19	Caltrans	Caltrans	Caltrans	Caltrans
0312000056	SHOPP	SAC	VAR	Seismic retrofit on 4 bridges	0.00	0.14	0.04	0.76	0.00	0.25	0.00	1.57	SHOPP	2016	No	No	No	No	42%	27,300,000	11,382,000	4,382,000	3,000,000	200,000	3,800,000	65,316	6,032,710	11/01/18	10/01/21	10/01/24	Caltrans	Caltrans	Caltrans	Caltrans
0312000058	SHOPP	SAC	005	REPLACE ALL PUMP HOUSE COMPONENTS	0.00	0.00	0.01	0.00	0.00	0.00	0.00	0.00	N/A	N/A	No	No	No	No	90%	1,386,000	1,249,000	259,000	365,000	2,000	623,000	0	0	12/31/14	08/01/16	02/15/19	Caltrans	Caltrans	Caltrans	Caltrans
0312000068	SHOPP	YUB	070	Replace bridge	0.00	0.64	0.18	1.17	0.00	0.19	0.00	0.95	SHOPP	2016	No	No	No	No	15%	72,300,000	10,960,000	1,960,000	3,050,000	750,000	5,200,000	24,846	2,979,620	01/31/19	12/13/21	12/13/24	Caltrans	Caltrans	Caltrans	Caltrans
0312000069	SHOPP	SAC	099	Bridge Replacement	3.15	5.95	2.31	0.00	4.87	6.37	0.00	0.00	SHOPP	2016	Yes	No	No	No	29%	119,000,000	34,700,000	4,500,000	12,000,000	4,000,000	14,200,000	29,902	4,359,300	10/15/20	11/01/24	11/01/27	Caltrans	Caltrans	Caltrans	Caltrans
0312000071	SHOPP	VAR	VAR	ADA curb ramps, update pedestrian facilities	0.00	0.05	0.09	1.98	0.00	0.09	0.00	0.00	SHOPP	2016	No	No	No	No	133%	1,862,000	2,483,000	460,000	1,100,000	123,000	800,000	0	1,246,765	10/01/18	10/01/19	12/01/21	Caltrans	Caltrans	Caltrans	Caltrans
0312000072	SHOPP	VAR	005	Curb ramp upgardes	0.00	0.34	0.03	0.42	0.00	0.14	0.00	0.00	SHOPP	2016	No	Yes	Yes	No								0	238,999	12/20/18	11/01/19	12/01/22	Caltrans	Caltrans	Caltrans	Caltrans
0312000075	SHOPP	GLE	005	LOWER ROADWAY PROFILE TO IMPROVE VERTICAL CLEARANCE	0.00	0.00	0.01	0.01	0.00	0.00	0.00	0.00	SHOPP	2014	No	No	No	No	69%	5,901,000	4,075,000	580,000	1,275,000	620,000	1,600,000	4,751,407	2,413,751	12/07/15	12/14/16	12/01/18	Caltrans	Caltrans	Caltrans	Caltrans
0312000133	SHOPP	NEV	080	Stabilize cut slope	0.00	2.89	0.32	0.00	0.00	0.00	0.00	0.00	SHOPP	2016	No	Yes	Yes	No	28%	9,890,000	2,775,000	715,000	840,000	110,000	1,110,000	0	503,738	11/29/19	11/30/20	11/30/25	Caltrans	Caltrans	Caltrans	Caltrans
0312000155	STIP	BUT	070	PASSING LANES AT VARIOUS LOCATIONS	0.04	5.43	1.15	0.00	0.00	0.00	0.00	0.00	STIP	2016	Yes	No	No	No								0	479,430	07/01/20	12/01/22	12/01/24	Butte County Association of Governments	Caltrans	Caltrans	Caltrans

Attachment 1
COS Fiscal Year 2018-19 Project Workload File

EFIS ID	Project Type	CO	RTE	Work Description	DIST PAED	DIST PSE	DIST RW	DIST CON	DES PAED	DES PSE	DES RW	DES CON	Document	Document Year	PA&ED in 18/19	RTL in 18/19	RW Cert in 18/19	CCA in 18/19	Support To Capital %[2]	Total Capital Budget[1]	Total Support Budget[1]	Environmental Support Budget	Design Support Budget	Right of Way Support Budget	Construction Support Budget	Total Capital Expenditures	Total Support Expenditures	Estimated Construction Start Date[3]	Estimated Construction End Date[4]	Estimated Project End Date[5]	PAED Implementing Agency	PSE Implementing Agency	ROW Implementing Agency	CON Implementing Agency
0312000165	PARTNERSHIP	SAC	009	Construct HOV lanes	0.00	0.03	0.00	0.00	0.00	0.16	0.00	0.00	N/A	N/A	No	No	No	No	37%	28,150,000	10,350,000	0	6,500,000	850,000	3,000,000	547,354	6,742,333	10/15/18	12/15/23	12/15/25	Caltrans	Caltrans	Caltrans	Caltrans
0312000216	PARTNERSHIP	SAC	050	High Occupancy Vehicle Lane Addition	0.00	3.43	3.05	0.00	0.00	4.30	0.00	0.00	N/A	N/A	No	No	No	No								139,963	13,818,592	08/01/20	12/01/24	12/01/26	Caltrans	Caltrans	Caltrans	Caltrans
0312000261	PARTNERSHIP	COL	020	PUBLIC ROAD CONNECTION	0.00	0.00	0.00	0.00	0.00	0.00	0.00	0.00	STIP	2014	No	No	No	No								0	252,423	04/29/15	05/18/16	07/01/18	Williams, City of	Williams, City of	Williams, City of	Williams, City of
0313000017	SHOPP	PLA	080	Roadside rest area restoration (replace water distribution system)	0.00	0.00	0.05	0.41	0.00	0.00	0.00	0.67	SHOPP	2016	No	No	No	Yes	63%	3,684,000	2,307,000	570,000	1,200,000	62,000	475,000	0	1,726,059	11/30/17	04/01/19	04/01/22	Caltrans	Caltrans	Caltrans	Caltrans
0313000019	SHOPP PA	GLE	005	Roadside paving, paving areas beyond gore and access gates and roads	1.04	0.00	0.00	0.00	0.00	0.00	0.00	0.00	N/A	N/A	No	No	No	No								0	0	02/15/21	12/01/21	12/02/23	Caltrans	Caltrans	Caltrans	Caltrans
0313000020	SHOPP	YUB	020	Shoulder widening and curve improvements.	0.00	6.70	0.68	0.00	0.00	1.34	0.00	0.00	SHOPP	2016	No	Yes	Yes	No	34%	51,250,000	17,371,000	6,000,000	3,500,000	1,000,000	6,871,000	597,337	6,077,125	12/01/19	12/01/22	02/01/25	Caltrans	Caltrans	Caltrans	Caltrans
0313000033	SHOPP	YUB	020	Bridge scour mitigation	0.28	2.39	0.32	0.00	0.14	2.29	0.00	0.00	SHOPP	2016	Yes	No	No	No								0	1,577,530	12/01/20	11/01/23	02/01/27	Caltrans	Caltrans	Caltrans	Caltrans
0313000040	SHOPP	ED	049	Pavement overlay	0.00	0.00	0.02	0.00	0.00	0.00	0.00	0.00	SHOPP	2012	No	No	No	No	26%	6,653,000	1,715,000	0	642,000	231,000	842,000	5,421,909	2,024,136	12/19/14	03/29/16	12/01/18	Caltrans	Caltrans	Caltrans	Caltrans
0313000047	SHOPP	NEV	174	UPGRADE INSTALL ADA INFRASTRUCTURE WHICH INCLUDES CURB RAMPS, CROSS SLOPES, DRIVEWAYS, ETC	0.00	1.91	3.45	0.00	0.00	0.00	0.00	0.00	SHOPP	2016	No	No	No	No	173%	1,810,000	3,140,000	1,100,000	950,000	730,000	360,000	1,188	387,782	09/02/21	02/03/22	02/01/24	Caltrans	Caltrans	Caltrans	Caltrans
0313000077	PARTNERSHIP	SAC	050	Construct new local road adjacent to existing railroad underneath existing Brighton Overhead structure on US-50 in the City and County of Sacramento	0.00	0.00	0.01	0.68	0.00	0.00	0.00	0.07	N/A	N/A	No	No	No	Yes								0	132,013		12/01/18	12/01/20	Sacramento, City of	Sacramento, City of	Sacramento, City of	Sacramento, City of
0313000083	PARTNERSHIP	ED	089	CLASS 1 BIKE PATH	0.00	0.00	0.06	0.50	0.00	0.00	0.00	0.16	N/A	N/A	No	No	No	No								0	501,086	04/01/18	11/01/19	11/01/21	Tahoe Transportation District	Tahoe Transportation District	Tahoe Transportation District	Tahoe Transportation District
0313000110	STIP	PLA	020	WILDLIFE MOVEMENT STUDIES USING TRACKING AND MOVEMENT DEVICES	0.00	0.00	0.00	0.20	0.00	0.00	0.00	0.00	STIP	2014	No	No	No	No	31%	490,000	150,000	20,000	0	0	130,000	440,550	31,712		06/01/20	08/01/21	Caltrans	Caltrans	Caltrans	Caltrans
0313000135	SHOPP	ED	050	Replace bridge	0.00	0.06	0.02	3.32	0.00	0.16	0.00	1.36	SHOPP	2016	No	No	No	No	68%	7,420,000	5,040,000	2,000,000	1,500,000	38,000	1,502,000	2,216	2,293,678	09/01/18	12/01/19	12/01/22	Caltrans	Caltrans	Caltrans	Caltrans
0313000136	SHOPP	SAC	VAR	Scour mitigation and bridge replacement.	0.00	5.07	0.34	0.00	0.00	0.90	0.00	0.00	SHOPP	2016	No	Yes	Yes	No	32%	20,770,000	6,620,000	1,470,000	2,000,000	50,000	3,100,000	0	1,221,942	07/17/19	10/01/21	10/01/24	Caltrans	Caltrans	Caltrans	Caltrans
0313000137	SHOPP	YOL	275	Sub-nav protection	0.00	0.02	0.08	1.48	0.00	0.00	0.00	1.95	SHOPP	2016	No	No	No	No	41%	10,751,000	4,427,000	700,000	1,200,000	147,000	2,380,000	65,980	1,592,777	08/01/18	11/01/20	11/01/23	Caltrans	Caltrans	Caltrans	Caltrans
0313000139	SHOPP	SAC	012	Paint Bridge	0.00	0.00	0.00	3.91	0.00	0.00	0.00	3.11	SHOPP	2016	No	No	No	No	35%	19,365,000	6,716,000	461,000	800,000	55,000	5,400,000	0	1,141,682	10/27/17	09/01/20	09/01/22	Caltrans	Caltrans	Caltrans	Caltrans
0313000143	SHOPP	SAC	099	REPLACE AND LENGTHEN CONCRETE, REPLACE SENSORS FOR CABINET CONTROLLER, RAISE CABINET, AND WIDEN SHOULDER FOR MAINTENANCE PULLOUT	0.00	0.00	0.00	0.13	0.00	0.00	0.00	0.00	SHOPP	2014	No	No	No	No	60%	1,540,000	927,000	140,000	250,000	37,000	500,000	1,301,126	692,012	12/02/15	08/15/16	11/01/19	Caltrans	Caltrans	Caltrans	Caltrans
0313000151	SHOPP	YOL	050	Relocate existing Weigh In Motion station	0.00	0.00	0.00	0.02	0.00	0.00	0.00	0.00	SHOPP	2014	No	No	No	No	26%	3,527,000	920,000	170,000	220,000	30,000	500,000	1,536,264	758,633	11/16/15	06/07/16	11/01/19	Caltrans	Caltrans	Caltrans	Caltrans
0313000159	PARTNERSHIP	YOL	128	CONSTRUCT ROUNDABOUT-OVERSIGHT ONLY	0.00	0.00	0.06	0.02	0.00	0.00	0.00	0.00	N/A	N/A	No	No	No	No								0	186,498	07/01/18	07/15/19	07/15/21	Winters, City of	Winters, City of	Winters, City of	Winters, City of
0313000165	SHOPP	BUT	191	Realign curves, widen shoulders	0.00	0.00	0.55	5.00	0.00	0.00	0.00	0.13	SHOPP	2016	No	No	No	Yes	25%	24,162,000	5,950,000	1,150,000	1,350,000	750,000	2,700,000	16,407,842	3,859,980	02/27/17	01/02/19	01/02/22	Caltrans	Caltrans	Caltrans	Caltrans
0313000172	SHOPP	SAC	050	BRIDGE DECK REHABILITATION	0.00	0.00	0.07	0.10	0.00	0.00	0.00	0.07	SHOPP	2012	No	No	No	No	58%	19,440,000	11,181,000	1,377,000	3,873,000	96,000	5,835,000	19,470,190	4,088,898	12/30/13	06/04/15	03/02/19	Caltrans	Caltrans	Caltrans	Caltrans
0313000195	SHOPP	VAR	VAR	Repair and upgrade roadside weather information systems	0.00	0.00	0.14	0.11	0.00	0.00	0.00	0.00	SHOPP	2014	No	No	No	No	78%	1,377,000	1,080,000	110,000	350,000	120,000	500,000	1,173,467	883,775	08/15/16	11/02/17	11/01/20	Caltrans	Caltrans	Caltrans	Caltrans
0313000196	SHOPP	VAR	VAR	Update highway advisory radios	0.00	0.00	0.00	0.11	0.00	0.00	0.00	0.00	SHOPP	2014	No	No	No	No	75%	1,825,000	1,370,000	200,000	470,000	100,000	600,000	1,567,922	883,886	10/28/16	12/21/17	11/01/19	Caltrans	Caltrans	Caltrans	Caltrans
0313000197	SHOPP	SAC	005	Update CCTV cameras and video transport technology for IP based communication	0.00	0.00	0.01	0.03	0.00	0.00	0.01	0.00	SHOPP	2014	No	No	No	No	58%	2,586,000	1,488,000	113,000	640,000	15,000	720,000	2,623,128	1,639,545	04/25/16	10/27/17	06/01/19	Caltrans	Caltrans	Caltrans	Caltrans
0313000198	SHOPP	VAR	VAR	Update existing traffic monitoring stations and ramp metering stations	0.00	0.00	0.01	0.20	0.00	0.00	0.00	0.00	SHOPP	2014	No	No	No	No	32%	6,045,000	1,912,000	295,000	1,002,000	15,000	600,000	5,976,355	1,570,434	07/05/16	09/19/17	12/01/19	Caltrans	Caltrans	Caltrans	Caltrans
0313000239	SHOPP	NEV	080	REPLACE SANDHOUSE	0.00	0.00	0.14	0.64	0.00	0.00	0.00	0.82	SHOPP	2016	No	No	No	No	94%	2,618,000	2,450,000	800,000	800,000	150,000	700,000	4,098	1,601,407	02/15/18	12/15/19	12/15/21	Caltrans	Caltrans	Caltrans	Caltrans
0313000240	SHOPP	SAC	050	Pave narrow areas, install vegetation control and construct roadside signs.	0.00	0.00	0.00	0.14	0.00	0.00	0.00	0.01	SHOPP	2016	No	No	No	No	80%	1,160,000	928,000	118,000	320,000	30,000	460,000	0	637,583	05/09/17	11/21/17	12/01/19	Caltrans	Caltrans	Caltrans	Caltrans
0313000241	SHOPP	SAC	099	Roadside paving, slope paving, construct pullouts and roadside signs, vegitation removal, place inert materials.	0.00	0.00	0.00	0.06	0.00	0.00	0.00	0.00	SHOPP	2014	No	No	No	No	28%	2,291,000	645,000	165,000	188,000	42,000	250,000	2,014,462	885,553	09/19/16	06/23/17	08/01/20	Caltrans	Caltrans	Caltrans	Caltrans
0313000316	SHOPP	SAC	005	CREATE A LONGER DECELERATION LANE	0.00	0.00	0.01	0.00	0.00	0.00	0.00	0.00	SHOPP	2014	No	No	No	No	92%	1,198,000	1,100,000	500,000	250,000	50,000	300,000	977,831	1,107,567	12/07/15	07/13/16	11/01/18	Caltrans	Caltrans	Caltrans	Caltrans
0314000005	PARTNERSHIP	SUT	099	Widen from 2 to 4 lanes and enhance streetscape	0.00	3.26	2.86	0.00	0.00	0.00	0.00	0.00	N/A	N/A	No	No	No	No								0	805,523	02/28/20	10/01/21	10/01/23	Caltrans	Caltrans	Caltrans	Caltrans
0314000007	PARTNERSHIP	VAR	VAR	Streetcar and light maintenance station improvements	0.00	0.18	0.00	0.89	0.00	0.01	0.00	0.52	N/A	N/A	No	Yes	Yes	No								0	110,317	12/31/18	11/29/19	11/29/21	SACOG	SACOG	SACOG	SACOG
0314000010	SHOPP	PLA	065	RHMA-O (OGFC) and HMA-A Overlay	0.00	0.00	0.10	0.35	0.00	0.00	0.00	0.00	SHOPP	2014	No	No	No	No	36%	7,974,000	2,890,000	554,000	815,000	81,000	1,440,000	6,315,598	1,907,187	01/07/16	08/29/16	12/01/18	Caltrans	Caltrans	Caltrans	Caltrans
0314000016	SHOPP	YUB	065	HMA overlay	0.00	0.00	0.10	0.19	0.00	0.00	0.00	0.02	SHOPP	2014	No	No	No	No	44%	3,833,000	1,687,000	298,000	566,000	64,000	759,000	3,252,701	1,499,503	09/10/15	11/23/16	11/01/19	Caltrans	Caltrans	Caltrans	Caltrans
0314000018	SHOPP	BUT	070	Cold Plane AC Pavement and RHMA Overlay	0.00	0.00	0.01	0.62	0.00	0.00	0.00	0.00	SHOPP	2016	No	No	No	No	43%	3,509,000	1,499,000	235,000	469,000	19,000	776,000	0	795,783	05/10/17	11/21/17	08/01/21	Caltrans	Caltrans	Caltrans	Caltrans
0314000019	SHOPP	GLE	005	HMA overlay	0.00	0.00	0.64	0.60	0.00	0.00	0.00	0.00	SHOPP	2016	No	No	No	No	27%	23,893,000	6,570,000	1,350,000	1,070,000	350,000	3,800,000	22,370,549	3,510,617	10/28/16	01/22/18	12/01/19	Caltrans	Caltrans	Caltrans	Caltrans
0314000023	SHOPP	SAC	VAR	Rehabilitate bridge decks	0.00	0.00	0.00	0.11	0.00	0.00	0.00	0.03	SHOPP	2014	No	No	No	No	92%	3,047,000	2,800,000	500,000	900,000	200,000	1,200,000	2,525,326	1,098,699	10/31/16	08/09/17	12/15/20	Caltrans	Caltrans	Caltrans	Caltrans
0314000024	SHOPP	SAC	099	Seismic retrofit	0.00	1.62	0.01	0.00	0.00	0.78	0.00	0.00	SHOPP	2016	No	No	No	No	95%	1,900,000	1,798,000	330,000	759,000	18,000	691,000	0	125,107	06/01/20	02/01/22	02/01/25	Caltrans	Caltrans	Caltrans	Caltrans
0314000027	SHOPP	VAR	VAR	Bridge deck rehabilitation work at 8 locations	0.00	0.00	0.00	0.00	0.00	0.00	0.00	0.00	SHOPP	2014	No	No	No	No	34%	2,983,000	1,012,000	142,000	281,000	88,000	501,000	2,733,715	1,359,069	03/03/16	02/28/17	12/01/18	Caltrans	Caltrans	Caltrans	Caltrans
0314000029	SHOPP	YOL	VAR	Place bridge deck preventative maintenance polyester and methacrylate overlay deck treatments on 15 bridges	0.00	0.00	0.00	0.15	0.00	0.00	0.00	0.01	SHOPP	2014	No	No	No	No	36%	2,674,000	976,000	92,000	203,000	6,000	675,000	2,462,582	905,530	10/14/15	11/21/16	12/01/19	Caltrans	Caltrans	Caltrans	Caltrans
0314000039	SHOPP	ED	050	Install median barrier and construct undercrossing	0.00	5.59	2.65	0.00	0.00	3.85	0.00	0.00	SHOPP	2016	No	Yes	Yes	No	41%	34,000,000	13,860,000	3,360,000	3,500,000	1,200,000	5,800,000	0	2,194,148	09/01/19	12/01/21	12/01/24	Caltrans	Caltrans	Caltrans	Caltrans
0314000057	STIP	BUT	070	PASSING LANES AT VARIOUS LOCATIONS	0.00	0.03	1.60	0.00	0.00	0.00	0.00	0.00	N/A	N/A	No	No	No	No								0	0	07/01/20	12/01/22	12/01/24	Caltrans	Caltrans	Caltrans	Caltrans
0314000063	SHOPP	YOL	016	Pedestrian improvements including crosswalks, curb bulb outs, and improved lighting	0.00	4.45	2.62	0.00	0.00	0.01	0.00	0.00	SHOPP	2016	No	Yes	Yes	No	96%	1,900,000	1,820,000	800,000	490,000	140,000	390,000	0	636,882	06/01/19	11/01/19	11/01/22	Caltrans	Caltrans	Caltrans	Caltrans
0314000086	SHOPP	PLA	080	Rehabilitate culverts with new linings. Work may include culvert end treatment upgrades, box inlet upgrades, stormwater pollution prevention upgrades, downdrain replacements, etc.	0.00	0.82	0.21	1.11	0.00	0.12	0.00	0.00	SHOPP	2016	No	No	Yes	No	45%	3,140,000	1,400,000	220,000	430,000	140,000	610,000	0	191,149	02/15/19	11/01/19	11/01/21	Caltrans	Caltrans	Caltrans	Caltrans
0314000091	SHOPP	BUT	032	Install traffic signal at Ivy street Eastbound and Westbound	0.00	0.00	0.14	0.70	0.00	0.00	0.00	0.03	SHOPP	2016	No	No	No	No	111%	1,511,000	1,677,000	200,000	640,000	200,000	637,000	990,244	1,177,965	02/27/17	03/01/18	06/30/21	Caltrans	Caltrans	Caltrans	Caltrans
0314000092	SHOPP	VAR	VAR	Install and/or modify signals and signs to reduce collisions	0.00	0.00	0.01	0.00	0.00	0.00	0.00	0.00	SHOPP	2014	No	No	No	No	183%	265,000	484,000	196,000	90,000	18,000	180,000	219,404	670,379	06/25/15	12/22/16	08/26/19	Caltrans	Caltrans	Caltrans	Caltrans
0314000101	SHOPP	BUT	099	Bridge replacement	0.00	3.12	0.08	0.00	0.00	0.55	0.00	0.00	SHOPP	2016	No	No	No	No	70%	6,790,000	4,760,000	900,000	1,390,000	270,000	2,200,000	0	542,906	03/15/20	11/01/21	11/01/24	Caltrans	Caltrans	Caltrans	Caltrans
0314000145	SHOPP	SAC	005	INSTALL 10 PULLOUTS AND CREATE/PAVE CROSSOVERS FOR THE CHP AND OTHER EMERGENCY VEHICLES	0.00	0.00	0.00	0.09	0.00	0.00	0.00	0.00	SHOPP	2014	No	No	No	No	221%	559,000	1,234,000	265,000	291,000	50,000	628,000	457,566	435,887	07/02/15	10/27/15	11/01/18	Caltrans	Caltrans	Caltrans	Caltrans
0314000152	SHOPP	NEV	174	Realign Roadway Curves.	0.00	2.02	3.37	0.00	0.00	0.01	0.00	0.00	SHOPP	2016	No	No	No	No	52%	19,503,000	10,100,000	1,700,000	2,100,000	3,100,000	3,200,000	32,410	3,376,771	07/01/20	10/01/21	10/01/24	Caltrans	Caltrans	Caltrans	Caltrans
0314000153	SHOPP	YUB	070	Widen shoulders and improve clear recovery zone	1.87	9.97	3.99	0.00	0.00	0.00	0.00	0.00	SHOPP	2016	Yes	No	No	No	26%	80,593,000	21,111,000	3,906,000	4,884,000	6,227,000	6,094,000	0	2,275,723	12/20/20	12/20/22	12/20/25	Caltrans	Caltrans	Caltrans	Caltrans
0314000159	SHOPP	SAC	005	WEIGH IN MOTION REPAIRS AND CONCRETE PAVEMENT REPLACEMENT	0.00	0.05	0.03	1.23	0.00	0.07	0.00	0.00	SHOPP	2016	No	No	No	Yes	40%	2,106,000	843,000	218,000	240,000	25,000	360,000	0	97,806	09/15/18	02/15/19	02/15/22	Caltrans	Caltrans	Caltrans	Caltrans
0314000160	SHOPP	SAC	050	Electrical work to replace video panels	0.00	0.00	0.00	0.02	0.00	0.00	0.00	0.00	SHOPP	2014	No	No	No	No	56%	1,435,000	800,000	200,000	200,000	100,000	300,000	1,348,802	376,171	11/03/16	09/07/17	04/01/19	Caltrans	Caltrans	Caltrans	Caltrans
0314000161	SHOPP	GLE	005	UPGRADE WATER AND SEWAGE SYSTEM	0.85	1.12	0.04	0.00	0.22	2.03	0.00	0.00	SHOPP	2016	Yes	No	No	No	67%	4,120,000	2,760,000	970,000	550,000	60,000	1,180,000	0	135,558	02/15/20	10/01/21	10/01/23	Caltrans	Caltrans	Caltrans	Caltrans
0314000162	SHOPP	COL	005	UPGRADE WATER AND SEWAGE SYSTEM	0.00	0.58	0.03	0.04	0.00	1.40	0.00	0.08	SHOPP	2016	No	Yes	Yes	No								0	518,334	04/01/19	01/02/20	01/02/23	Caltrans	Caltrans	Caltrans	Caltrans
0314000163	SHOPP	VAR	VAR	Upgrade existing Changeable Message Sign (CMS) to Advanced Variable Message Sign (AVMS).	0.00	0.00	0.01	0.66	0.00	0.00	0.00	0.03	SHOPP	2014	No	No	No	Yes	65%	4,879,000	3,160,000	400,000	860,000	200,000	1,700,000	2,564,692	1,435,171	02/27/17	07/15/18	05/01/20	Caltrans	Caltrans	Caltrans	Caltrans
0314000164	SHOPP	SAC	005	Installation of fiber optic cable	0.00	0.02	0.00	0.00	0.00	0.00	0.00	0.00	N/A	N/A	No	No	No	No	51%	7,200,000	3,670,000	540,000	1,190,000	440,000	1,500,000	0	0	10/15/18	12/15/23	12/15/25	Caltrans	Caltrans	Caltrans	Caltrans
0314000165	SHOPP	SAC	050	Installation of fiber optic communication lines.	0.00	0.04	0.09	2.87	0.00	0.07	0.00	0.04	SHOPP	2016	No	No	No	Yes	44%	6,800,000	3,000,000	400,000	1,000,000	400,000	1,200,000	13,015	1,011,995	07/15/18	05/01/19	05/01/21	Caltrans	Caltrans	Caltrans	Caltrans
0314000186	SHOPP	SAC	005	UPGRADE WATER AND SEWAGE SYSTEM TO COMPLY WITH WATER QUALITY STANDARDS AND PERMITS	0.00	0.41	0.03	0.00	0.00	0.56	0.00	0.00	SHOPP	2016	No	Yes	Yes	No	61%	3,004,000	1,830,000	400,000	570,000	50,000	810,000	0	276,739	07/20/19	09/01/20	09/15/22	Caltrans	Caltrans	Caltrans	Caltrans
0314000213	PARTNERSHIP	SAC	005	new traffic signal on Capitol Mall. At Second Street, build new sidewalks and add class 2 bicycle paths	0.00	0.00	0.00	0.05	0.00	0.00	0.00	0.00	N/A	N/A	No	No	No	No								0	469,800	06/23/15	11/02/16	12/01/18				Sacramento, City of
0314000214	PARTNERSHIP	SAC	099	Remove existing 10' soundwall and replace with a new 10' soundwall	0.00	0.00	0.00	0.05	0.00	0.00	0.00	0.00	N/A	N/A	No	No	No	No								0	135,475	04/01/17	01/02/18	12/01/19	Sacramento County	Sacramento County	Sacramento County	Sacramento County
0314000228	SHOPP	NEV	080	Remove metal beam guard rail and replace with concrete barrier	0.00	1.36	0.07	1.25	0.00	0.08	0.00	0.00	SHOPP	2016	No	Yes	Yes	No	20%	12,313,000	2,450,000	540,000	900,000	60,000	950,000	0	348,994	04/01/19	11/01/19	11/01/21	Caltrans	Caltrans	Caltrans	Caltrans
0314000229	SHOPP	SAC	VAR	Upgrade metal beam guard rail and add concrete barrier	0.00	0.00	0.04	2.23	0.00	0.00	0.00	0.00	SHOPP	2016	No	No	No	No	45%	3,020,000	1,350,000	200,000	480,000	20,000	650,000	0	446,632	05/15/18	07/30/19	09/30/21	Caltrans	Caltrans	Caltrans	Caltrans
0314000231	SHOPP	VAR	VAR	Upgrade metal beam guard rail to current standards	0.00	0.38	0.03	0.67	0.00	0.16	0.00	0.00	SHOPP	2016	No	Yes	Yes	No	103%	1,470,000	1,515,000	300,000	605,000	20,000	590,000	0	202,210	03/01/19	12/01/19	12/01/22	Caltrans	Caltrans	Caltrans	Caltrans
0314000232	SHOPP	VAR	VAR	Upgrade metal beam guard rail and add concrete barrier	0.00	0.83	0.09	0.58	0.00	0.26	0.00	0.02	SHOPP	2016	No	Yes	Yes	No	64%	2,295,000	1,460,000	350,000	700,000	115,000	295,000	0	171,677	05/01/19	11/01/19	11/01/22	Caltrans	Caltrans	Caltrans	Caltrans
0314000244	SHOPP	VAR	VAR	Replace sign panels and upgrade sign structures as needed	0.00	0.00	0.06	0.01	0.00	0.00	0.00	0.00	SHOPP	2014	No	No	No	No	26%	2,910,000	756,000	146,000	208,000	42,000	360,000	2,622,698	1,051,335	02/02/16	10/17/16	12/01/19	Caltrans	Caltrans	Caltrans	Caltrans

Attachment 1
COS Fiscal Year 2018-19 Project Workload File

EFIS ID	Project Type	CO	RTE	Work Description	DIST PAED	DIST PSE	DIST RW	DIST CON	DES PAED	DES PSE	DES RW	DES CON	Document	Document Year	PA&ED in 18/19	RTL in 18/19	RW Cert in 18/19	CCA in 18/19	Support To Capital %[2]	Total Capital Budget[1]	Total Support Budget[1]	Environmental Support Budget	Design Support Budget	Right of Way Support Budget	Construction Support Budget	Total Capital Expenditures	Total Support Expenditures	Estimated Construction Start Date[4]	Estimated Construction End Date[4]	Estimated Project End Date[4]	PAED Implementing Agency	PSE Implementing Agency	ROW Implementing Agency	CON Implementing Agency
0314000265	SHOPP	NEV	049	Cold in-place recycling with HMA overlay	0.00	0.00	0.03	0.26	0.00	0.00	0.00	0.00	SHOPP	2016	No	No	No	No	36%	5,697,000	2,075,000	465,000	485,000	60,000	1,065,000	0	1,103,983	04/06/17	11/28/17	10/01/21	Caltrans	Caltrans	Caltrans	Caltrans
0314000271	SHOPP	YOL	016	Shoulder widening and curve correction	0.00	0.00	0.42	0.00	0.00	0.00	0.00	0.00	SHOPP	2014	No	No	No	No	156%	1,616,000	2,520,000	0	650,000	630,000	1,240,000	2,958,849	18,761,517	06/27/16	10/26/16	12/01/18	Caltrans	Caltrans	Caltrans	Caltrans
0314000272	SHOPP	YOL	016	Shoulder widening, curve correction, left-turn channelization and two-way left-turn lanes.	0.00	0.00	0.93	7.94	0.00	0.00	0.00	0.00	SHOPP	2016	No	No	No	No	43%	27,379,000	11,750,000	0	3,500,000	3,400,000	4,850,000	3,233,598	4,858,479	05/16/18	11/15/20	11/15/22	Caltrans	Caltrans	Caltrans	Caltrans
0314000288	SHOPP	BUT	032	ADA infrastructure, including sidewalks, curb ramps, accesible pedestrian traffic signals, cross slopes, and driveways	0.00	1.67	0.49	0.00	0.00	0.05	0.00	0.00	SHOPP	2016	No	Yes	Yes	No							0	489,298	11/27/19	12/27/20	12/27/23	Caltrans	Caltrans	Caltrans	Caltrans
0314000291	SHOPP	GLE	032	Upgrade/Install Infrastructure, including sidewalks, curb ramps, cross slopes, driveways, etc.	0.00	1.41	0.81	0.00	0.00	0.00	0.00	0.00	SHOPP	2016	No	No	No	No	232%	788,000	1,830,000	700,000	405,000	465,000	260,000	0	360,781	04/01/20	12/01/20	12/01/23	Caltrans	Caltrans	Caltrans	Caltrans
0314000300	SHOPP	YOL	005	roadside slope paving and paving beyond gore	0.00	0.67	0.03	0.44	0.00	0.17	0.00	0.00	SHOPP	2016	No	Yes	Yes	No	61%	1,950,000	1,190,000	350,000	400,000	20,000	420,000	0	219,780	05/15/19	11/01/19	12/01/22	Caltrans	Caltrans	Caltrans	Caltrans
0314000301	PARTNERSHIP	ED	050	Construct Ray Lawyer Dr E/B O/R, local road improvements, and park and ride facility	0.00	0.00	0.23	0.81	0.00	0.00	0.00	0.13	STIP	2016	No	No	No	No								0	216,601	01/09/18	09/01/19	09/01/20		El Dorado County	El Dorado County	El Dorado County
0314000305	SHOPP	ED	050	convert minor leg stop controlled T-intersection into 3-leg roundabout	0.00	0.00	0.07	2.99	0.00	0.00	0.00	0.00	SHOPP	2016	No	No	No	No	68%	3,480,000	2,379,000	519,000	915,000	175,000	770,000	19,435	1,223,215	04/27/18	10/01/19	10/01/21	Caltrans	Caltrans	Caltrans	Caltrans
0314000315	GEOTECHNICAL BORINGS COMPLIANCE	VAR	VAR	Identify, prioritize and execute a mitigation strategy for boreholes	0.00	1.28	0.04	0.00	0.00	2.84	0.00	0.00	N/A	N/A	No	No	No	No								0	1,537,768			01/15/19	Caltrans	Caltrans	Caltrans	Caltrans
0315000019	SHOPP	SAC	051	Construct concrete median barrier and remove four trees and a run of existing MBGR	0.00	0.00	0.01	0.09	0.00	0.00	0.00	0.00	SHOPP	2014	No	No	No	No	104%	984,000	1,020,000	160,000	320,000	40,000	500,000	922,193	1,129,587	08/15/16	07/26/17	07/15/19	Caltrans	Caltrans	Caltrans	Caltrans
0315000063	PARTNERSHIP	SAC	005	Construct new bridge across Sacramento River connecting Railyards Blvd (Sac) and C Street (W Sac)	0.00	0.19	0.00	0.00	0.00	0.04	0.00	0.00	N/A	N/A	No	No	No	No								0	8,010	06/01/20	12/01/22	12/01/25	Sacramento, City of	Sacramento, City of	Sacramento, City of	Sacramento, City of
0315000064	STIP	NEV	049	Widen SR 49 to four-lane conventional access control highway	1.69	2.26	0.49	0.00	0.01	0.68	0.00	0.00	N/A	N/A	Yes	No	No	No							150	1,295,193	11/01/22	11/01/24	11/01/26	Caltrans	Caltrans	Caltrans	Caltrans
0315000074	SB1 RMRA	SAC	050	Rehab Pavement	12.28	14.67	1.37	0.00	2.12	10.58	0.00	0.00	SHOPP	2016	Yes	No	No	No	27%	219,900,000	58,400,000	7,800,000	17,000,000	1,800,000	31,800,000	0	0	08/01/20	12/01/24	12/01/26	Caltrans	Caltrans	Caltrans	Caltrans
0315000076	SHOPP	SAC	005	Resurfacing, restoration, rehabilitation (3R)	0.00	0.00	0.00	0.00	0.00	0.00	0.00	0.00	N/A	N/A	No	No	No	No	19%	220,400,000	42,750,000	5,100,000	10,650,000	2,000,000	25,000,000	0	0	10/15/18	12/15/23	12/15/25	Caltrans	Caltrans	Caltrans	Caltrans
0315000081	SHOPP	VAR	099	Install thrie beam median barrier	0.00	0.00	0.00	0.03	0.00	0.00	0.00	0.00	SHOPP	2014	No	No	No	No	62%	961,000	596,000	140,000	149,000	9,000	298,000	853,727	333,229	09/17/15	11/24/15	10/15/18	Caltrans	Caltrans	Caltrans	Caltrans
0315000082	SHOPP	YUB	070	Rehabilitate Pavement, ADA upgrades, AC Overlay	3.06	2.92	1.36	0.00	1.03	0.00	0.00	0.00	SHOPP	2016	Yes	No	No	No	16%	90,000,000	14,500,000	3,000,000	3,500,000	2,500,000	5,500,000	0	796,179	03/26/21	12/22/23	12/22/26	Caltrans	Caltrans	Caltrans	Caltrans
0315000112	SB1 RMRA	NEV	049	Culvert Rehabilitation	1.22	0.00	0.00	0.00	0.01	0.00	0.00	0.00	SHOPP	2016	No	No	No	No								0	0	04/15/22	12/01/22	02/01/24	Caltrans	Caltrans	Caltrans	Caltrans
0315000113	SHOPP	NEV	049	Culvert Rehabilitation	0.00	1.66	0.72	0.00	0.00	0.04	0.00	0.00	SHOPP	2016	No	Yes	Yes	No								0	274,148	04/01/19	12/01/19	12/01/21	Caltrans	Caltrans	Caltrans	Caltrans
0315000116	SHOPP	NEV	020	Widen shoulders, improve superelevation, remove trees, widen fill slopes, lengthen/repair culverts	2.31	1.48	0.43	0.00	0.01	0.00	0.00	0.00	SHOPP	2016	Yes	No	No	No	41%	8,850,000	3,649,000	1,096,000	976,000	291,000	1,286,000	0	187,678	11/01/20	11/01/22	11/01/25	Caltrans	Caltrans	Caltrans	Caltrans
0315000118	SHOPP	PLA	065	Provide an auxiliary lane for WB I-80 connector traffic entering NB SR 65.	0.00	0.00	0.20	0.00	0.00	0.00	0.00	0.00	N/A	N/A	No	No	No	No	48%	15,200,000	7,225,000	1,100,000	3,150,000	375,000	2,600,000	0	0			11/01/22	Caltrans	Caltrans	Caltrans	Caltrans
0315000119	SHOPP	YOL	VAR	Modify signal controllers, install interconnect cable, and other associated work	0.00	0.00	0.06	0.49	0.00	0.00	0.00	0.00	SHOPP	2016	No	No	No	Yes	117%	596,000	695,000	155,000	350,000	50,000	140,000	0	361,388	06/01/18	11/01/18	11/01/21	Caltrans	Caltrans	Caltrans	Caltrans
0315000120	SHOPP	VAR	VAR	Long-term mitigation monitoring	0.00	0.00	0.00	0.00	0.00	0.00	0.00	0.00	N/A	N/A	No	No	No	No							0	185,503			01/15/19	Caltrans	Caltrans	Caltrans	Caltrans
0315000145	SHOPP	BUT	099	Replace non-standard bridge railing at various locations in Butte County along State Route 99. Widen bridge 12-0119 to correct non-standard width shoulders	0.00	2.74	0.12	0.00	0.00	1.08	0.00	0.00	SHOPP	2016	No	No	No	No	73%	4,710,000	3,430,000	800,000	1,170,000	160,000	1,300,000	0	435,371	04/01/20	06/01/21	06/01/24	Caltrans	Caltrans	Caltrans	Caltrans
0315000164	SHOPP	VAR	VAR	Upgrading EMS signs to LED.	0.00	0.44	0.03	0.00	0.00	0.00	0.00	0.00	SHOPP	2016	No	No	No	No	58%	1,600,000	930,000	190,000	210,000	30,000	500,000	0	97,240	01/03/20	12/01/21	02/01/24	Caltrans	Caltrans	Caltrans	Caltrans
0315000165	SHOPP	VAR	VAR	Repair and install permanent Automatic Vehicle Classification (AVC) truck data collection stations.	0.00	0.56	0.26	3.71	0.00	0.15	0.00	0.00	SHOPP	2016	No	Yes	Yes	No	43%	9,480,000	4,090,000	1,000,000	1,000,000	190,000	1,900,000	0	106,843	03/01/19	09/01/19	11/01/21	Caltrans	Caltrans	Caltrans	Caltrans
0315000166	SHOPP	VAR	VAR	Repair existing continuous count stations, install new loops at ramp meters, and install new radar count stations.	0.00	2.09	0.47	0.00	0.00	0.01	0.00	0.00	SHOPP	2016	No	No	No	No	43%	9,230,000	3,980,000	1,000,000	1,000,000	180,000	1,800,000	0	0	04/15/20	04/15/22	04/15/24	Caltrans	Caltrans	Caltrans	Caltrans
0315000174	SHOPP	PLA	080	Widen existing on-ramp and structure over Miners Ravine to provide a standard 2+1 on-ramp. Work involves earthwork, structures work, roadway work, electrical work.	0.00	1.76	0.15	0.00	0.00	0.09	0.00	0.00	SHOPP	2016	No	No	No	No								0	53,077	10/15/20	11/15/22	11/15/24	Roseville, City of	Caltrans	Caltrans	Caltrans
0315000197	SHOPP	SAC	080	Rehabilitate pavement (HMA & PCC) on various Connectors & Ramps	0.00	4.90	0.12	0.00	0.00	0.00	0.00	0.00	SHOPP	2016	No	Yes	Yes	No	42%	10,540,000	4,405,000	1,190,000	1,110,000	105,000	2,000,000	0	605,632	08/15/19	11/15/20	11/15/22	Caltrans	Caltrans	Caltrans	Caltrans
0315000198	SHOPP	SAC	099	RHMA Overlay	0.00	2.06	0.08	4.37	0.00	0.16	0.00	0.16	SHOPP	2016	No	Yes	Yes	No							0	846,680	03/01/19	03/01/20	03/01/22	Caltrans	Caltrans	Caltrans	Caltrans
0315000199	SHOPP	SAC	VAR	Replace signs, sign lighting and install exit signs.	0.00	0.00	0.01	0.90	0.00	0.00	0.00	0.00	SHOPP	2016	No	No	No	Yes	63%	1,105,000	691,000	113,000	300,000	11,000	267,000	0	387,104	05/30/18	06/29/19	06/29/22	Caltrans	Caltrans	Caltrans	Caltrans
0315000200	SHOPP	ED	050	Upgrade MBGR, add concrete barrier to transition to bridge rail and shield bridge columns	0.00	0.70	0.04	0.20	0.00	0.16	0.00	0.00	SHOPP	2016	No	Yes	Yes	No	39%	3,466,000	1,365,000	330,000	500,000	60,000	475,000	0	390,393	04/01/19	12/01/21	12/01/24	Caltrans	Caltrans	Caltrans	Caltrans
0315000201	SHOPP	YUB	070	Remove existing thrie-beam median barrier and oleanders. Pave median and install new concrete median barrier. Correct drainage at the SB off-ramp to N. Beale Rd.	0.00	0.88	0.04	0.89	0.00	0.15	0.00	0.14	SHOPP	2016	No	Yes	Yes	No	31%	5,210,000	1,640,000	400,000	600,000	50,000	590,000	0	330,570	04/01/19	12/01/19	12/01/22	Caltrans	Caltrans	Caltrans	Caltrans
0315000202	SHOPP	ED	050	Install AWS in Placerville, improve communications and install new TMS elements.	0.00	2.09	0.39	0.00	0.00	0.00	0.00	0.00	SHOPP	2016	No	No	No	No	41%	9,300,000	3,800,000	600,000	1,000,000	580,000	1,620,000	0	494,189	09/01/20	12/01/21	12/01/24	Caltrans	Caltrans	Caltrans	Caltrans
0315000203	SHOPP	SAC	080	Construct add'l lane into truck scales and repair/upgrade the WIM station and associated approach/departure paving	0.00	1.82	0.01	0.00	0.00	0.11	0.00	0.00	SHOPP	2016	No	Yes	Yes	No	53%	3,750,000	1,990,000	550,000	600,000	100,000	740,000	0	353,078	08/01/19	12/01/19	12/01/21	Caltrans	Caltrans	Caltrans	Caltrans
0315000204	SHOPP	VAR	080	install fiber optic cable	0.00	4.98	0.81	0.00	0.00	0.00	0.00	0.00	SHOPP	2016	No	No	No	No	37%	12,250,000	4,500,000	1,200,000	1,200,000	300,000	1,800,000	0	62,901	05/15/20	11/15/20	11/15/22	Caltrans	Caltrans	Caltrans	Caltrans
0315000210	PARTNERSHIP	SAC	050	modify ramp intersections, lengthening turn pockets near White Rock, overhead signage	0.00	0.15	0.00	0.00	0.00	0.14	0.00	0.00	N/A	N/A	No	Yes	No	No								0	162,808	08/01/19	12/31/20	10/31/22	Rancho Cordova, City of	Rancho Cordova, City of	Rancho Cordova, City of	Rancho Cordova, City of
0315000211	SHOPP	SAC	050	Reconstruct, widen and signalize off-ramp intersection. Realign off ramp. Add ADA compliant facilities.	0.00	0.69	0.08	0.58	0.00	0.16	0.00	0.00	SHOPP	2016	No	Yes	Yes	No	94%	1,430,000	1,345,000	250,000	540,000	95,000	460,000	7,387	385,040	04/09/19	10/10/19	10/10/21	Caltrans	Caltrans	Caltrans	Caltrans
0316000003	SHOPP PA	COL	020	Shoulder widening and establish a 20 foot wide clear recovery zone	3.73	0.00	0.00	0.00	0.00	0.00	0.00	0.00	N/A	N/A	No	No	No	No								0	0	09/01/22	01/02/24	01/02/26	Caltrans	Caltrans	Caltrans	Caltrans
0316000004	SHOPP PA	NEV	020	Construction of left turn pockets	0.93	0.00	0.00	0.00	0.00	0.00	0.00	0.00	N/A	N/A	No	No	No	No								0	0	08/01/21	12/01/22	12/01/24	Caltrans	Caltrans	Caltrans	Caltrans
0316000005	SB1 RMRA	SAC	VAR	installation of fiber optic cable	2.04	0.39	0.01	0.00	0.07	0.00	0.00	0.00	SHOPP	2016	Yes	No	No	No								0	0	05/17/21	11/07/22	11/01/24	Caltrans	Caltrans	Caltrans	Caltrans
0316000006	SHOPP PA	VAR	VAR	Construct Turnouts	0.72	0.00	0.00	0.00	0.00	0.00	0.00	0.00	N/A	N/A	No	No	No	No								0	0	04/01/21	04/01/22	04/01/24	Caltrans	Caltrans	Caltrans	Caltrans
0316000007	SHOPP	VAR	032	Install edge line rumble strips and shoulder rumble strips	0.00	0.00	0.00	0.00	0.00	0.00	0.00	0.00	SHOPP	2014	No	No	No	No	54%	436,000	235,000	60,000	80,000	5,000	90,000	412,860	274,421	08/16/16	04/24/17	12/05/19	Caltrans	Caltrans	Caltrans	Caltrans
0316000008	SHOPP PA	PLA	080	Upgrade MBGR to current standards	0.14	0.48	0.00	0.00	0.00	0.00	0.00	0.00	N/A	N/A	Yes	No	No	No								0	0	03/01/21	12/15/21	12/15/24	Caltrans	Caltrans	Caltrans	Caltrans
0316000009	SHOPP	VAR	VAR	Install ground-in centerline and shoulder rumble strips.	0.00	0.00	0.01	0.03	0.00	0.00	0.00	0.00	SHOPP	2014	No	No	No	No	107%	383,000	410,000	100,000	120,000	10,000	180,000	262,722	343,882	08/16/16	05/01/17	12/05/19	Caltrans	Caltrans	Caltrans	Caltrans
0316000010	SHOPP PA	VAR	VAR	Replacement of ADIEM crash cushion and sand barrel arrays with other crash cushion systems	0.33	0.00	0.00	0.00	0.00	0.00	0.00	0.00	N/A	N/A	No	No	No	No								0	0	04/01/21	10/01/22	10/01/24	Caltrans	Caltrans	Caltrans	Caltrans
0316000035	SHOPP	SAC	160	CAPM and Bridge Overlay on SR 160	0.00	0.00	0.04	0.46	0.00	0.00	0.00	0.10	SHOPP	2014	No	No	No	No	25%	8,138,000	2,000,000	0	0	0	2,000,000	7,818,114	2,958,040	10/28/16	10/11/17	12/01/19	Caltrans	Caltrans	Caltrans	Caltrans
0316000042	SHOPP	VAR	VAR	Install centerline rumble strips and shoulder rumble strips	0.00	0.00	0.01	0.08	0.00	0.00	0.00	0.00	SHOPP	2014	No	No	No	No	148%	366,000	540,000	110,000	190,000	10,000	230,000	300,548	395,476	08/24/16	11/30/16	06/01/20	Caltrans	Caltrans	Caltrans	Caltrans
0316000046	SHOPP PA	NEV	080	Construct rockfall wire mesh drapery, flatten cut slope, construct rockfall barrier, rehab drainage	2.39	0.00	0.00	0.00	0.00	0.00	0.00	0.00	N/A	N/A	No	No	No	No								0	0	04/01/21	12/01/21	12/01/24	Caltrans	Caltrans	Caltrans	Caltrans
0316000049	SB1 RMRA	PLA	080	Culvert Rehabilitation	1.09	0.00	0.00	0.00	0.00	0.00	0.00	0.00	SHOPP	2016	No	No	No	No								0	0	07/02/21	10/01/23	10/01/25	Caltrans	Caltrans	Caltrans	Caltrans
0316000050	SHOPP PA	ED	050	Culvert Rehabilitation	1.72	0.00	0.00	0.00	0.01	0.00	0.00	0.00	N/A	N/A	No	No	No	No								0	0	08/01/22	10/01/24	10/01/26	Caltrans	Caltrans	Caltrans	Caltrans
0316000051	SHOPP PA	SAC	050	Pave slopes, roadside paving, relocate facilities, replacement planting	0.76	0.00	0.00	0.00	0.00	0.00	0.00	0.00	N/A	N/A	No	No	No	No								0	0	05/01/21	10/01/21	10/01/23	Caltrans	Caltrans	Caltrans	Caltrans
0316000056	SHOPP PA	SAC	VAR	Paint Steel Girders	1.84	0.20	0.00	0.00	0.00	0.00	0.00	0.00	N/A	N/A	No	No	No	No								0	0	09/01/21	12/01/23	12/01/25	Caltrans	Caltrans	Caltrans	Caltrans
0316000059	SHOPP PA	SAC	012	Replace electrical/mechanical systems, two elevators, install 4" sewer line and correct ADA deficiencies.	2.99	0.00	0.00	0.00	0.00	0.35	0.00	0.00	N/A	N/A	No	No	No	No								0	0	02/01/22	03/30/23	12/01/25	Caltrans	Caltrans	Caltrans	Caltrans
0316000061	SB1 RMRA	SUT	099	Road Rehabilitation	0.00	0.84	0.08	0.00	0.00	0.00	0.00	0.00	SHOPP	2016	No	No	No	No	11%	18,100,000	1,950,000	20,000	380,000	50,000	1,500,000	0	0	03/01/20	10/01/21	10/01/23	Caltrans	Caltrans	Caltrans	Caltrans
0316000065	SB1 RMRA	SAC	080	R&R RHMA	0.00	4.58	0.11	0.00	0.00	0.13	0.00	0.00	SHOPP	2016	No	Yes	Yes	No								0	0	08/15/19	11/15/20	11/15/22	Caltrans	Caltrans	Caltrans	Caltrans
0316000077	SHOPP	PLA	049	Realign Roadway. Construct RSP or concrete retaining structure. Replace culverts.	1.30	1.41	0.18	0.00	0.10	0.14	0.00	0.00	SHOPP	2016	Yes	No	No	No	118%	2,461,000	2,903,000	775,000	1,003,000	306,000	819,000	0	284,493	11/01/20	12/01/21	12/01/23	Caltrans	Caltrans	Caltrans	Caltrans
0316000079	SHOPP	NEV	080	Construction 8" water supply line from existing Truckee District PUD	0.00	0.00	0.06	0.31	0.00	0.00	0.00	0.03	SHOPP	2016	No	No	No	Yes	159%	1,018,000	1,622,000	405,000	558,000	87,000	572,000	2,210	927,176	10/27/17	07/15/18	07/15/20	Caltrans	Caltrans	Caltrans	Caltrans
0316000080	SHOPP	SAC	VAR	Install Ramp Meters	0.00	0.00	0.00	7.10	0.00	0.00	0.00	2.16	SHOPP	2016	No	No	No	No	51%	16,344,000	8,320,000	770,000	2,500,000	750,000	4,300,000	8,980	3,832,588	01/15/18	07/15/19	12/30/20	Caltrans	Caltrans	Caltrans	Caltrans
0316000081	SHOPP	PLA	065	Install Ramp Meters at Galleria Blvd	0.00	0.00	0.12	0.00	0.00	0.00	0.00	0.00	N/A	N/A	No	No	No	No	90%	2,820,000	2,534,000	230,000	804,000	500,000	1,000,000	0	0			11/01/22	Caltrans	Caltrans	Caltrans	Caltrans

Attachment 1
COS Fiscal Year 2018-19 Project Workload File

EFIS ID	Project Type	CO	RTE	Work Description	DIST PAED	DIST PSE	DIST RW	DIST CON	DES PAED	DES PSE	DES RW	DES CON	Document	Document Year	PA&ED in 18/19	RTL in 18/19	RW Cert in 18/19	CCA in 18/19	Support To Capital %[2]	Total Capital Budget[1]	Total Support Budget[1]	Environmental Support Budget	Design Support Budget	Right of Way Support Budget	Construction Support Budget	Total Capital Expenditures	Total Support Expenditures	Estimated Construction Start Date[3]	Estimated Construction End Date[4]	Estimated Project End Date[5]	PAED Implementing Agency	PSE Implementing Agency	ROW Implementing Agency	CON Implementing Agency
0316000094	SHOPP	BUT	099	Widen roadway, earthwork, possible signal improvements.	0.00	0.00	0.07	0.10	0.00	0.00	0.00	0.00	SHOPP	2016	No	No	No	No	78%	1,264,000	980,000	250,000	500,000	30,000	200,000	765,169	597,377	06/09/17	02/01/18	01/02/20	Caltrans	Caltrans	Caltrans	Caltrans
0316000113	PARTNERSHIP	SAC	051	SR 51 Corridor Improvements	19.26	0.00	0.00	0.00	5.10	0.00	0.00	0.00	N/A	N/A	No	No	No	No								0	1,405,793	04/01/23	04/01/26	04/01/28	Caltrans	Caltrans	Caltrans	Caltrans
0316000141	BOND RTE 99	SAC	099	Construct auxiliary lane	0.00	0.00	0.02	2.84	0.00	0.00	0.00	0.00	N/A	N/A	No	No	No	No	132%	1,010,000	1,330,000	190,000	600,000	20,000	520,000	0	735,417	05/11/18	10/01/19	10/01/22	Caltrans	Caltrans	Caltrans	Caltrans
0316000153	SHOPP	ED	050	Lower sidewalk to grade, build retaining wall and adjust drainage	0.00	0.41	0.02	0.52	0.00	0.35	0.00	0.34	SHOPP	2016	No	Yes	Yes	No	102%	1,283,000	1,309,000	250,000	600,000	9,000	450,000	0	177,233	02/02/19	12/01/19	12/01/21	Caltrans	Caltrans	Caltrans	Caltrans
0316000176	SHOPP	VAR	VAR	Giant Garter Snake and Swainson's Hawk Habitat Mitigation.	0.00	0.02	0.04	0.00	0.00	0.00	0.00	0.00	N/A	N/A	No	Yes	Yes	No	8%	1,400,000	110,000	62,000	4,000	43,000	1,000	0	0	08/04/19	08/04/20	10/04/22	Caltrans	Caltrans	Caltrans	Caltrans
0316000177	SHOPP	PLA	065	Wetland mitigation bank.	1.38	0.00	0.00	0.00	0.00	0.00	0.00	0.00	SHOPP	2016	No	No	No	No	93%	1,239,000	1,158,000	653,000	434,000	7,000	64,000	0	0	10/20/20	04/15/30	04/15/33	Caltrans	Caltrans	Caltrans	Caltrans
0316000188	SHOPP	ED	193	Repair the shoulder slipout.	0.00	4.18	0.28	0.00	0.00	0.00	0.00	0.00	SHOPP	2016	Yes	Yes	Yes	No	58%	6,055,000	3,490,000	1,039,000	1,201,000	106,000	1,144,000	0	0	09/15/19	12/15/20	01/20/23	Caltrans	Caltrans	Caltrans	Caltrans
0316000190	SB1 RMRA	SAC	005	Replace existing structure to allow permit loads	6.86	0.00	0.00	6.30	0.00	0.00	0.00	0.00	SHOPP	2016	No	No	No	No								0	0	08/24/22	12/01/24	12/01/26	Caltrans	Caltrans	Caltrans	Caltrans
0316000276	REAL PROPERTY SERVICES	VAR	VAR	Sale of Excess Land	0.00	0.00	1.09	0.00	0.00	0.00	0.00	0.00	N/A	N/A	No	No	No	No								0	434,082			07/25/31	Caltrans	Caltrans	Caltrans	Caltrans
0316000277	REAL PROPERTY SERVICES	VAR	VAR	Property Management	0.00	0.00	2.61	0.00	0.00	0.00	0.00	0.00	N/A	N/A	No	No	No	No								0	1,044,060			07/25/31	Caltrans	Caltrans	Caltrans	Caltrans
0317000003	SHOPP PA	ED	050	Culvert Rehab	0.85	0.00	0.00	0.00	0.00	0.00	0.00	0.00	N/A	N/A	No	No	No	No								0	0	12/15/21	10/01/23	10/01/26	Caltrans	Caltrans	Caltrans	Caltrans
0317000005	SHOPP PA	NEV	020	Construct Turnout on NEV 20 East of Omega Rest Area	1.57	0.00	0.01	0.00	0.00	0.00	0.00	0.00	N/A	N/A	No	No	No	No								0	0	04/15/21	12/01/21	02/01/24	Caltrans	Caltrans	Caltrans	Caltrans
0317000006	SB1 RMRA	VAR	050	Install new ITS and fiber optics network.	0.46	1.09	0.06	0.00	0.00	0.12	0.00	0.00	SHOPP	2016	Yes	No	No	No								0	0	10/23/20	12/01/21	12/01/24	Caltrans	Caltrans	Caltrans	Caltrans
0317000008	SHOPP PA	NEV	080	Upgrade existing MBGR to Concrete Barrier.	0.38	0.00	0.00	0.00	0.00	0.00	0.00	0.00	N/A	N/A	No	No	No	No								0	0	04/15/21	12/01/22	02/01/25	Caltrans	Caltrans	Caltrans	Caltrans
0317000009	SB1 RMRA	SAC	VAR	Install ramp meters	0.94	0.31	0.00	0.00	0.00	0.00	0.00	0.00	SHOPP	2016	No	No	No	No								0	0	01/28/21	01/28/22	03/28/24	Caltrans	Caltrans	Caltrans	Caltrans
0317000010	SB1 RMRA	BUT	099	Install ITS elements	1.46	0.00	0.00	0.00	0.00	0.00	0.00	0.00	SHOPP	2016	No	No	No	No								0	0	01/02/21	10/01/22	10/01/24	Caltrans	Caltrans	Caltrans	Caltrans
0317000011	SHOPP PA	VAR	050	Upgrade MBGR to current standards.	1.07	0.00	0.00	0.00	0.00	0.00	0.00	0.00	N/A	N/A	No	No	No	No								0	0	04/01/21	12/01/21	12/01/24	Caltrans	Caltrans	Caltrans	Caltrans
0317000015	SHOPP	VAR	VAR	Place High Friction Surface Treatment or Open Graded Asphalt Concrete	0.00	0.00	0.03	0.61	0.00	0.00	0.00	0.00	SHOPP	2016	No	No	No	Yes	57%	848,000	485,000	125,000	160,000	30,000	170,000	0	234,289	04/05/18	04/05/19	05/01/21	Caltrans	Caltrans	Caltrans	Caltrans
0317000031	SB1 RMRA	VAR	005	Raise structure or lower roadway profile.	1.60	0.00	0.00	0.00	0.45	0.00	0.00	0.00	SHOPP	2016	Yes	No	No	No								0	0	09/15/20	11/01/22	11/01/24	Caltrans	Caltrans	Caltrans	Caltrans
0317000032	SHOPP PA	VAR	VAR	Upgrade Bridge Rail at 8 bridges	4.22	0.00	0.00	0.00	0.39	0.00	0.00	0.00	N/A	N/A	No	No	No	No								0	0	05/15/22	12/01/24	12/01/26	Caltrans	Caltrans	Caltrans	Caltrans
0317000044	SHOPP PA	NEV	080	Reduce maintenance worker exposure and reduce rockfall hazard to freeway traffic at this cut slope location.	1.97	0.62	0.14	0.00	0.00	0.05	0.00	0.00	N/A	N/A	Yes	No	No	No								0	0	04/15/21	12/01/21	02/01/25	Caltrans	Caltrans	Caltrans	Caltrans
0317000045	SHOPP PA	SIE	080	Reduce maintenance worker exposure and reduce rockfall hazard to freeway traffic at this cut slope location.	1.43	0.00	0.00	0.00	0.00	0.00	0.00	0.00	N/A	N/A	No	No	No	No								0	0	04/01/22	12/01/23	02/01/26	Caltrans	Caltrans	Caltrans	Caltrans
0317000067	SHOPP	VAR	VAR	Wetland, Vernal pool, Riparian Habitat Advanced Mitigation	0.11	0.00	0.00	0.00	0.00	0.00	0.00	0.00	N/A	N/A	No	No	No	No								0	0	10/15/21	12/01/22	12/01/25	Caltrans	Caltrans	Caltrans	Caltrans
0317000083	SHOPP	SUT	099	Modify intersections.	0.00	1.14	1.05	0.00	0.00	0.00	0.00	0.00	SHOPP	2016	No	No	No	No	62%	3,900,000	2,410,000	500,000	630,000	620,000	660,000	2,216	494,939	03/01/20	10/01/21	10/01/23	Caltrans	Caltrans	Caltrans	Caltrans
0317000084	SHOPP	BUT	032	Construct two roundabouts.	1.28	1.54	1.60	0.00	0.00	0.00	0.00	0.00	SHOPP	2016	Yes	No	No	No	68%	4,121,000	2,819,000	835,000	663,000	756,000	565,000	0	0	07/30/20	10/31/20	10/31/24	Caltrans	Caltrans	Caltrans	Caltrans
0317000113	SHOPP PA	YOL	505	Seismic Restoration.	1.41	0.00	0.00	0.00	1.00	0.00	0.00	0.00	N/A	N/A	No	No	No	No								0	0	07/15/22	12/01/24	12/01/26	Caltrans	Caltrans	Caltrans	Caltrans
0317000114	SHOPP	YOL	084	Embankment stabilization	1.75	3.49	1.79	0.00	0.44	0.20	0.00	0.00	SHOPP	2016	Yes	No	No	No	18%	59,150,000	10,890,000	2,080,000	1,930,000	990,000	5,890,000	0	0	09/01/20	11/01/23	11/01/26	Caltrans	Caltrans	Caltrans	Caltrans
0317000152	SHOPP	ED	050	Replace bridge, restore culverts, and add highway planting.	0.00	1.19	0.02	0.00	0.00	1.63	0.00	0.00	SHOPP	2016	No	No	No	No	37%	6,415,000	2,361,000	0	690,000	11,000	1,660,000	0	432,726	12/17/19	12/01/20	12/01/22	Caltrans	Caltrans	Caltrans	Caltrans
0317000153	SHOPP	SAC	099	Reolace bridge deck	0.00	0.01	0.00	0.50	0.00	0.26	0.00	0.12	SHOPP	2016	No	No	No	No	37%	2,245,000	823,000	0	240,000	3,000	580,000	0	385,127	01/15/20	12/01/20	12/01/22	Caltrans	Caltrans	Caltrans	Caltrans
0317000154	SHOPP	VAR	VAR	Install ZEV chargine stations at SRRA's	0.00	0.01	0.01	0.81	0.00	0.04	0.00	0.11	SHOPP	2016	No	No	No	Yes								0	0	09/01/18	12/01/18	12/01/20	Caltrans	Caltrans	Caltrans	Caltrans
0317000157	SHOPP	VAR	VAR	Repair/replace loop detectors (Tier 1 Priority).	0.00	0.27	0.06	0.13	0.00	0.17	0.00	0.00	SHOPP	2016	No	Yes	Yes	No	74%	937,000	692,000	94,000	211,000	22,000	365,000	0	0	03/30/19	12/01/20	12/01/22	Caltrans	Caltrans	Caltrans	Caltrans
0317000165	SHOPP	NEV	020	Realign roadway, improve curves, and widen shoulder widths.	4.57	2.32	0.35	0.00	0.00	0.00	0.00	0.00	SHOPP	2016	Yes	No	No	No	37%	28,860,000	10,620,000	3,920,000	2,810,000	410,000	3,480,000	0	0	11/15/20	12/01/22	02/01/25	Caltrans	Caltrans	Caltrans	Caltrans
0317000166	SHOPP	BUT	162	Construct turn pockets, widen shoulders and clear recovery zone.	1.18	3.43	3.34	0.00	0.01	0.47	0.00	0.00	SHOPP	2016	Yes	No	No	No	42%	15,720,000	6,632,000	927,000	1,769,000	2,023,000	1,913,000	0	0	09/15/20	09/15/22	09/15/25	Caltrans	Caltrans	Caltrans	Caltrans
0317000167	SHOPP	SAC	012	Construct/modify turn lanes, extend merging lane, and install/upgrade loop detection, electrical cabinets and signal systems.	0.17	1.33	0.10	0.00	0.00	0.01	0.00	0.00	SHOPP	2016	Yes	No	No	No	90%	2,474,000	2,231,000	541,000	560,000	100,000	1,030,000	0	0	04/05/20	12/01/21	12/01/23	Caltrans	Caltrans	Caltrans	Caltrans
0317000168	SHOPP	VAR	VAR	Tree Removal	0.00	0.02	0.07	1.04	0.00	0.00	0.00	0.00	SHOPP	2016	No	No	No	Yes	127%	2,303,000	2,917,000	750,000	321,000	1,500,000	346,000	0	0	07/26/18	06/01/19	06/01/21	Caltrans	Caltrans	Caltrans	Caltrans
0317000169	SHOPP	VAR	VAR	Tree Removal.	0.00	0.02	0.07	1.61	0.00	0.00	0.00	0.00	SHOPP	2016	No	No	No	Yes	89%	2,480,000	2,197,000	750,000	246,000	806,000	395,000	0	0	01/02/19	12/15/18	04/14/21	Caltrans	Caltrans	Caltrans	Caltrans
0317000170	SHOPP	SIE	VAR	Tree Removal	0.00	0.02	0.05	2.24	0.00	0.00	0.00	0.00	SHOPP	2016	No	No	No	No	54%	3,536,000	1,927,000	710,000	267,000	392,000	558,000	0	0	09/16/18	09/16/19	11/14/21	Caltrans	Caltrans	Caltrans	Caltrans
0317000171	SHOPP	ED	VAR	Tree Removal	0.00	0.02	0.07	2.33	0.00	0.00	0.00	0.00	SHOPP	2016	No	No	No	Yes	65%	3,810,000	2,465,000	800,000	266,000	806,000	593,000	0	0	07/26/18	06/01/19	06/01/21	Caltrans	Caltrans	Caltrans	Caltrans
0317000172	SHOPP PA	NEV	080	Rockfall Mitigation	1.75	0.00	0.00	0.00	0.00	0.00	0.00	0.00	N/A	N/A	No	No	No	No								0	0	05/01/22	05/01/24	09/01/26	Caltrans	Caltrans	Caltrans	Caltrans
0317000173	SHOPP	VAR	VAR	Repair damaged field elements.	0.00	0.32	0.03	0.16	0.00	0.21	0.00	0.01	SHOPP	2016	No	Yes	Yes	No	65%	1,418,000	926,000	148,000	249,000	22,000	507,000	0	0	05/05/19	12/01/20	12/01/22	Caltrans	Caltrans	Caltrans	Caltrans
0317000180	SHOPP	BUT	070	Install soldier pile wall and reconstruct roadway.	0.00	0.00	0.00	0.02	0.00	0.00	0.00	0.00	SHOPP	2016	No	No	No	No	33%	3,460,000	1,140,000	140,000	0	60,000	940,000	619,010	912,079	01/20/17	01/15/18	08/01/18	Caltrans	Caltrans	Caltrans	Caltrans
0317000197	SHOPP	ED	193	Rock Slope Protection	0.00	0.00	0.00	0.01	0.00	0.00	0.00	0.00	SHOPP	2016	No	No	No	Yes	15%	970,000	145,000	10,000	0	20,000	115,000	0	56,361	05/19/17	09/19/18	09/01/19	Caltrans	Caltrans	Caltrans	Caltrans
0317000246	SHOPP	SAC	005	Resurfacing, restoration, rehabilitation (3R) - and install fiberoptics	0.00	0.00	1.19	10.50	0.00	0.00	0.00	1.19	SHOPP	2016	No	No	No	No								63,488	14,779,108	10/15/18	12/15/23	12/15/25		Caltrans		Caltrans
0317000247	SHOPP	PLA	065	Provide an auxiliary lane for WB I-80 connector traffic entering NB SR 65.	0.00	0.00	0.00	4.31	0.00	0.00	0.00	3.29	SHOPP	2016	No	No	No	No	15%	37,482,000	5,715,000	0	0	815,000	4,900,000	79,171	6,357,517	01/08/18	11/01/20	11/01/22		Caltrans		Caltrans
0317000325	SHOPP PA	VAR	050	Improve communications and install ITS elements. Install ADA infrastructure as needed.	3.72	2.15	0.05	0.00	0.00	0.00	0.00	0.00	N/A	N/A	Yes	No	No	No								0	0	04/01/21	04/01/23	08/01/26	Caltrans	Caltrans	Caltrans	Caltrans
0317000340	SB1 RMRA	SAC	005	Strengthen/replace structures for permit load rating (Br#24-0267, 24-0068L, 24-0068R)	13.01	0.00	0.05	0.00	13.65	0.60	0.00	0.00	SHOPP	2016	No	No	No	No								0	0	04/15/22	11/01/26	11/01/28	Caltrans	Caltrans	Caltrans	Caltrans
0317000341	SHOPP PA	SIE	049	Widen shoulders, improve roadway superelevation, and establish CR2.	0.65	1.13	0.20	0.00	0.06	0.00	0.00	0.00	N/A	N/A	Yes	No	No	No								0	0	06/01/20	01/02/21	01/02/23	Caltrans	Caltrans	Caltrans	Caltrans
0317000349	SB1 RMRA	VAR	005	Increase vertical clearances on 5 structures (Br#22-0155, 22-0156, 22-0157, 15-0067, and 15-0075).	3.98	1.98	0.40	0.00	1.14	0.00	0.00	0.00	SHOPP	2016	Yes	No	No	No								0	0	09/15/20	11/01/22	11/01/24	Caltrans	Caltrans	Caltrans	Caltrans
0318000001	SHOPP PA	ED	050	Repair slipout	2.28	6.01	0.04	0.00	0.00	0.00	0.00	0.00	N/A	N/A	Yes	No	No	No								0	0	05/15/20	05/15/22	07/15/24	Caltrans	Caltrans	Caltrans	Caltrans
0318000002	SHOPP PA	YOL	016	Protect roadway from rock fall.	0.95	1.83	0.13	0.00	0.01	0.28	0.00	0.00	N/A	N/A	Yes	Yes	Yes	No								0	0	12/17/19	07/01/20	07/01/22	Caltrans	Caltrans	Caltrans	Caltrans
0318000003	SHOPP PA	ED	050	Stabilize slope to prevent further slide activity.	2.99	0.00	0.00	0.00	1.49	0.00	0.00	0.00	N/A	N/A	No	No	No	No								0	0	03/01/21	10/01/21	12/01/25	Caltrans	Caltrans	Caltrans	Caltrans
0318000012	SHOPP PA	BUT	070	Roadway Rehab and Slope Stabilization.	2.94	0.00	0.00	0.00	1.57	0.00	0.00	0.00	N/A	N/A	No	No	No	No								0	0	06/05/21	12/05/23	12/05/26	Caltrans	Caltrans	Caltrans	Caltrans
0318000015	SHOPP PA	SAC	005	Extend aux lane.	0.00	0.05	0.00	0.21	0.00	0.00	0.00	0.00	N/A	N/A	No	No	No	No								0	0	10/15/18	12/15/23	12/01/25	Caltrans	Caltrans	Caltrans	Caltrans
0318000026	SHOPP PA	NEV	049	Construct acceleration lane	0.00	0.30	0.04	0.00	0.00	0.00	0.00	0.00	N/A	N/A	No	No	No	No								0	0	04/01/20	10/01/21	10/01/23	Caltrans	Caltrans	Caltrans	Caltrans
0318000027	SHOPP PA	NEV	049	Construct two-way left-turn lane	0.89	0.31	0.10	0.00	0.00	0.00	0.00	0.00	N/A	N/A	Yes	No	No	No								0	0	06/01/20	06/01/22	08/01/24	Caltrans	Caltrans	Caltrans	Caltrans
0318000052	PARTNERSHIP	PLA	193	PEER Project - Relinquishment to City of Lincoln	0.00	0.06	0.00	0.00	0.00	0.00	0.00	0.00	N/A	N/A	No	Yes	Yes	No								0	0	05/31/19	10/31/20	10/31/22	City of Lincoln	City of Lincoln	City of Lincoln	City of Lincoln
0318000053	SHOPP	BUT	070	Construct two-way left turn lane/left turn pockets, widen shoulders to improve access for bicyclists and pedestrians, and establish a clear recovery zone of 20 ft.	0.42	7.71	8.09	0.00	0.00	0.00	0.00	0.00	SHOPP	2016	Yes	Yes	Yes	No	39%	23,610,000	9,110,000	850,000	2,240,000	2,320,000	3,700,000	0	0	07/01/19	12/01/21	12/01/24	Caltrans	Caltrans	Caltrans	Caltrans
0318000054	SHOPP	BUT	070	Construct two-way left turn lane/left-turn pockets, widen shoulders, provide improved access for bicyclists/pedestrians, and establish recovery area and clear recovery zone of 20 ft.	0.39	9.53	4.72	0.00	0.00	0.00	0.00	0.00	SHOPP	2016	Yes	Yes	Yes	No	29%	28,570,000	8,290,000	980,000	2,180,000	1,590,000	3,540,000	0	0	12/01/19	12/01/22	12/01/25	Caltrans	Caltrans	Caltrans	Caltrans
0318000102	SHOPP	VAR	070	Install soft barrier, construct a TWLTL and upgrade to current standards.	5.89	2.30	2.07	0.00	0.00	0.00	0.00	0.00	SHOPP	2016	Yes	No	No	No								0	0	05/12/21	12/01/23	12/08/26	Caltrans	Caltrans	Caltrans	Caltrans
0318000113	SHOPP PA	YOL	080	Install new pump plant.	0.08	0.00	0.00	0.00	0.01	0.00	0.00	0.00	N/A	N/A	Yes	Yes	Yes	No								0	0	10/15/19	10/04/30	11/10/32	Caltrans	Caltrans	Caltrans	Caltrans
0318000114	SHOPP PA	ED	050	Install retaining structure or repair slope, and fencing along stream bank at the Caltrans Placerville Maintenance Station.	0.89	1.01	0.03	0.00	0.15	0.43	0.00	0.00	N/A	N/A	Yes	Yes	Yes	No								0	0	09/26/19	09/25/20	11/24/22	Caltrans	Caltrans	Caltrans	Caltrans
0318000115	SHOPP PA	ED	050	Repair slipout.	1.50	1.06	0.01	0.00	0.63	0.69	0.00	0.00	N/A	N/A	Yes	No	No	No								0	0	06/30/20	10/30/20	09/22/24	Caltrans	Caltrans	Caltrans	Caltrans
0318000116	SHOPP PA	ED	193	Cutback slope and install slope drainage.	0.15	0.32	0.03	0.00	0.00	0.04	0.00	0.00	N/A	N/A	Yes	No	No	No								0	0	04/01/19	04/01/21	06/01/24	Caltrans	Caltrans	Caltrans	Caltrans
0318000128	SHOPP PA	VAR	VAR	Install various safety improvements.	0.00	1.29	0.16	0.45	0.00	0.00	0.00	0.00	N/A	N/A	No	Yes	Yes	Yes								0	0	04/02/19	12/02/19	02/02/22	Caltrans	Caltrans	Caltrans	Caltrans
0318000129	SHOPP PA	VAR	VAR	Install shoulder or centerline rumble strips.	0.00	1.20	0.06	0.58	0.00	0.01	0.00	0.00	N/A	N/A	No	Yes	Yes	Yes								0	0	03/19/19	11/01/19	11/01/21	Caltrans	Caltrans	Caltrans	Caltrans
0318000156	SHOPP PA	ED	050	Environmental mitigation.	0.10	0.16	0.01	0.00	0.00	0.00	0.00	0.00	N/A	N/A	Yes	No	No	No								0	0	04/30/20	12/01/20	12/01/23	Caltrans	Caltrans	Caltrans	Caltrans
0318000176	SHOPP PA	SIE	049	Repair washout by installation of retaining structure and RSP concrete embankment.	0.23	0.12	0.01	0.00	0.00	0.00	0.00	0.00	N/A	N/A	Yes	No	No	No								0	0	04/12/20	04/12/21	06/30/24	Caltrans	Caltrans	Caltrans	Caltrans
0318000177	SHOPP PA	VAR	080	Repair shoulder damage and install concrete gutter.	2.40	3.73	0.24	0.00	0.00	0.00	0.00	0.00	N/A	N/A	Yes	No	No	No								0	0	04/01/20	12/01/21	12/01/23	Caltrans	Caltrans	Caltrans	Caltrans
0318000178	SHOPP PA	YUB	049	Cut back slope, install slope drainage and surface drainage.	1.04	1.25	0.03	0.00	0.00	0.00	0.00	0.00	N/A	N/A	Yes	No	No	No								0	0	02/12/20	02/12/21	04/12/23	Caltrans	Caltrans	Caltrans	Caltrans
0318000186	STIP PA	YUB	70	Yub-70 Seg 4	9.87	0.00	0.00	0.00	0.01	0.00	0.00	0.00	N/A	N/A	Yes	No	No	No								0	0	12/20/21	12/20/22	12/20/25	Caltrans	Caltrans	Caltrans	Caltrans
0400000018	PHASE II/TOLL SEISMIC/OTHER TOLL	SF	080	CONSTRUCT SELF ANCHORED SUSPENSION BRIDGE	0.00	0.00	0.00	2.38	0.00	0.00	0.00	0.00	N/A	N/A	No	No	No	No	6%	2,051,621,000	127,438,000	0	0	132,000	127,306,000	1,980,763,544	512,418,102	05/03/06	09/25/15	12/29/18	Caltrans	Caltrans	Caltrans	Caltrans

Attachment 1
COS Fiscal Year 2018-19 Project Workload File

EFIS ID	Project Type	CO	RTE	Work Description	DIST PAED	DIST PSE	DIST RW	DIST CON	DES PAED	DES PSE	DES RW	DES CON	Document	Document Year	PA&ED in 18/19	RTL in 18/19	RW Cert in 18/19	CCA in 18/19	Support To Capital %	Total Capital Budget	Total Support Budget	Environmental Support Budget	Design Support Budget	Right of Way Support Budget	Construction Support Budget	Total Capital Expenditures	Total Support Expenditures	Estimated Construction Start Date	Estimated Construction End Date	Estimated Project End Date	PAED Implementing Agency	PSE Implementing Agency	ROW Implementing Agency	CON Implementing Agency
0400000027	PHASE II/TOLL SEISMIC/OTHER TOLL	SF	080	CONSTRUCT & REMOVE BRIDGE, ROADWAYS	0.00	0.00	0.08	3.29	0.00	0.00	0.00	0.40	N/A	N/A	No	No	No	No	2%	199,559,000	4,788,000	0	2,928,000	0	1,860,000	190,115,725	58,608,942	01/10/13	11/29/17	10/31/19	Caltrans	Caltrans	Caltrans	Caltrans
0400000129	SHOPP	SON	001	REALIGN ROADWAY	0.00	0.78	0.53	8.55	0.00	0.70	0.00	1.66	SHOPP	2016	No	No	No	No	63%	29,300,000	18,400,000	8,700,000	5,000,000	700,000	4,000,000	121,589	10,757,222	02/01/19	12/31/20	12/31/22	Caltrans	Caltrans	Caltrans	Caltrans
0400000158	PARTNERSHIP	SON	116	WIDENING AND NEW SIGNAL INSTALLATION (PHASE 2)	0.00	1.55	0.05	0.00	0.00	0.00	0.00	0.00	N/A	N/A	No	No	No	No								0	1,573,755	03/01/20	06/30/21	06/30/23	Cotati, City of	Cotati, City of	Cotati, City of	Cotati, City of
0400000160	SHOPP	ALA	880	MODIFY INTERCHANGE AND CONSTRUCT SOUNDWALLS.	0.00	0.00	0.00	3.95	0.00	0.00	0.00	3.19	STIP	2010	No	No	No	No								6,994,602	18,525,407	05/13/14	11/01/19	01/03/22	Alameda County Transportation Commission	Alameda County Transportation Commission	Alameda County Transportation Commission	Caltrans
0400000172	PARTNERSHIP	VAR	880	CONSTRUCT AUTOMATED GUIDEWAY TRANSI T CONNECTING BART COLISUEM TO OAKLAND INTERNATIONAL AIRPORT	0.00	0.00	0.00	0.04	0.00	0.00	0.00	0.02	N/A	N/A	No	No	No	No								0	2,719,158	08/30/12	06/29/18	12/31/18	Bay Area Rapid Transit District	Bay Area Rapid Transit District	Bay Area Rapid Transit District	Bay Area Rapid Transit District
0400000309	PARTNERSHIP	ALA	680	SAN FRANCISCO PUBLIC UTILITIES COMMISSION (SFPUC)-WATER SYSTEM IMPROVEMENT PROGRAM (WSIP)	0.00	0.00	0.00	1.33	0.00	0.00	0.00	0.00	N/A	N/A	No	No	No	Yes								0	1,386,891	04/01/13	12/31/18	12/31/20	San Francisco Public Utilities Commission (SFPUC)	San Francisco Public Utilities Commission (SFPUC)	San Francisco Public Utilities Commission (SFPUC)	San Francisco Public Utilities Commission (SFPUC)
0400000325	PARTNERSHIP	SF	001	CONSTRUCT BUS AND PEDESTRIAN BULB - OUT IMPROVEMENTS	0.00	0.00	0.08	1.25	0.00	0.00	0.00	0.02	N/A	N/A	No	No	No	No								0	1,546,037	03/31/18	07/17/19	08/14/20	San Francisco County Transportation Authority	San Francisco Municipal Railway (MUNI)	San Francisco Municipal Railway (MUNI)	San Francisco Municipal Railway (MUNI)
0400000326	PARTNERSHIP	ALA	VAR	IMPROVE INTERCHANGE	1.93	0.00	0.07	0.00	0.02	0.00	0.00	0.00	N/A	N/A	No	No	No	No								0	493,429	07/18/22	09/01/24	12/01/25	Alameda County Transportation Commission	Alameda County Transportation Commission	Alameda County Transportation Commission	Alameda County Transportation Commission
0400000343	SHOPP	SOL	084	BRIDGE REHABILITATION	0.00	7.59	1.70	1.34	0.00	3.61	0.00	0.00	SHOPP	2016	No	Yes	Yes	No	45%	27,384,000	12,248,000	3,550,000	4,100,000	1,098,000	3,500,000	6,431	3,351,216	04/22/19	12/30/21	02/28/24	Caltrans	Caltrans	Caltrans	Caltrans
0400000374	SHOPP	SM	001	MITIGATION AT DISPOSAL SITE, N & S PORTALS AND OMC PLANTING	0.00	0.00	0.29	3.36	0.00	0.00	0.00	0.19	N/A	N/A	No	No	No	No	74%	2,148,000	1,593,000	204,000	1,069,000	0	320,000	1,509,775	2,454,269	08/07/13	10/30/19	01/15/20	Caltrans	Caltrans	Caltrans	Caltrans
0400000381	STIP	NAP	029	CONSTRUCT INTERCHANGE	0.00	0.00	0.15	0.00	0.00	0.00	0.00	0.00	STIP	2004	No	No	No	No	56%	44,501,000	24,767,000	851,000	11,187,000	1,729,000	11,000,000	49,205,981	19,319,511	01/22/02	06/16/05	07/31/18	Caltrans	Caltrans	Caltrans	Caltrans
0400000421	SB1 RMRA	ALA	880	WIDEN RAMPS AND INSTALL RAMP METERING SYSTEMS	0.00	0.41	0.02	4.59	0.00	0.26	0.00	0.73	SHOPP	2016	No	No	No	No	61%	13,281,000	8,050,000	2,309,000	3,000,000	0	2,741,000	0	2,306,705	12/19/18	05/01/20	10/03/22	Caltrans	Caltrans	Caltrans	Caltrans
0400000427	REAL PROPERTY SERVICES	ALA	238	RIGHT OF WAY ACTIVIES FOR LAND DISPOSITION OF HAYWARD BYPASS PROPERTIES	0.00	0.00	1.90	0.00	0.00	0.00	0.01	0.00	STIP	2012	No	No	No	No								3,457	30,760,877			06/28/24	Caltrans	Caltrans	Caltrans	Caltrans
0400000429	SHOPP	ALA	084	REPLACE BRIDGE	0.00	7.00	1.00	0.00	0.00	2.36	0.00	0.00	SHOPP	2016	No	Yes	Yes	No	82%	24,299,000	19,900,000	7,800,000	6,500,000	600,000	5,000,000	25,193	6,422,562	12/08/19	12/01/22	12/01/24	Caltrans	Caltrans	Caltrans	Caltrans
0400000442	SHOPP	SF	101	SOUTH ACCESS TO GOLDEN GATE BRIDGE DOYLE DR REPLACEMENT PROJECT-ALL R/W ACTIVITIES FOR ENTIRE PROJECT	0.00	0.00	1.16	0.00	0.00	0.00	0.00	0.00	SHOPP	2010	No	No	No	No								78,559,386	1,441,268	10/01/09	08/15/17	08/15/19	Caltrans	Caltrans	Caltrans	Caltrans
0400000450	SHOPP	ALA	880	REPLACE BRIDGE	0.00	0.00	0.00	0.02	0.00	0.00	0.00	0.00	SHOPP	2006	No	No	No	No								151,320,380	49,016,727	04/20/09	09/29/15	06/03/19	Caltrans	Caltrans	Caltrans	Caltrans
0400000482	SHOPP	SON	012	REPLACE BRIDGE FOR SCOUR	0.00	0.00	0.41	0.36	0.00	0.00	0.00	0.06	SHOPP	2012	No	No	No	Yes	57%	12,142,000	6,875,000	2,460,000	1,600,000	315,000	2,500,000	9,060,389	11,519,233	03/24/14	08/06/18	09/13/19	Caltrans	Caltrans	Caltrans	Caltrans
0400000487	PARTNERSHIP	SON	116	SIGNALIZATION OF THE INTERSECTION OF ROUTE 116 & MIRABEL ROAD (PHASE I)	0.00	0.00	0.00	0.00	0.00	0.00	0.00	0.08	N/A	N/A	No	No	No	No								0	1,462,124	06/01/18	12/01/19	12/01/20	Sonoma County	Sonoma County	Sonoma County	Sonoma County
0400000507	PARTNERSHIP	SON	012	IMPROVE HWY 12 BY INSTALLING CONTIN.	0.00	0.00	0.00	0.03	0.00	0.00	0.00	0.00	N/A	N/A	No	No	No	Yes								0	1,975,154	10/02/14	12/30/18	12/31/21	Caltrans	Sonoma County	Sonoma County	Sonoma County
0400000665	STIP	ALA	084	CONSTRUCT 4 LANE HIGHWAY MISSION BLVD	0.00	0.00	0.83	0.00	0.00	0.00	0.00	0.00	STIP	2016	No	No	Yes	No								1,058	1,924,687			12/01/19	Alameda County Transportation Authority	Alameda County Transportation Authority	Alameda County Transportation Authority	Caltrans
0400000668	STIP	ALA	262	WIDENING MISSION BOULEVARD AND REPLACING UPRR STRUCTURES.	0.00	0.00	0.00	0.00	0.00	0.00	0.00	0.00	STIP	2010	No	No	No	No								0	3,847,451	06/01/12	03/17/16	05/17/18	Alameda County Transportation Authority	Alameda County Transportation Authority	Various Agencies	Santa Clara Valley Transportation Authority
0400000678	SHOPP	SM	101	REPLACE BRIDGE STRUCTURE AT SAN FRANCISQUITO CREEK BR #35-0013	0.00	0.00	0.00	0.17	0.00	0.00	0.00	0.04	SHOPP	2012	No	No	No	No	58%	18,322,000	10,656,000	2,431,000	1,600,000	325,000	6,300,000	14,937,415	14,670,255	05/15/15	04/19/18	06/17/20	Caltrans	Caltrans	Caltrans	Caltrans
0400000680	STIP	SM	101	RECONSTRUCT INTERCHANGE	0.00	0.00	0.34	10.38	0.00	0.00	0.00	2.85	STIP	2016	No	No	No	Yes	33%	60,000,000	19,835,000	3,534,000	4,946,000	955,000	10,400,000	12,025,705	14,076,851	03/14/17	12/01/18	07/15/20	Caltrans	Caltrans	Caltrans	Caltrans
0400000684	STIP	SM	101	RECONSTRUCT INTERCHANGE BROADWAY IC	0.00	0.00	0.00	0.40	0.00	0.00	0.00	0.18	STIP	2012	No	No	No	Yes								52,413,130	13,784,760	07/17/14	11/09/18	01/07/21	San Mateo County Transportation Authority	San Mateo County Transportation Authority	San Mateo County Transportation Authority	Caltrans
0400000693	STIP	SON	101	COLLEGE AVENUE WIDENING PROJECT	0.00	0.00	0.05	0.06	0.00	0.00	0.00	0.00	STIP	2014	No	No	No	No	35%	7,418,000	2,600,000	0	1,300,000	550,000	750,000	7,018,129	3,016,999	02/21/14	12/20/16	02/28/19	Caltrans	Caltrans	Caltrans	Caltrans
0400000725	PARTNERSHIP	SCL	880	LANDSCAPING PLANT ESTABLISHMENT	0.00	0.00	0.00	0.49	0.00	0.00	0.00	0.00	N/A	N/A	No	No	No	Yes								0	282,079	05/01/15	10/23/18	06/03/19	Santa Clara Valley Transportation Authority	Santa Clara Valley Transportation Authority	Santa Clara Valley Transportation Authority	Santa Clara Valley Transportation Authority
0400000735	STIP	VAR	101	REALIGN ROUTE 101 AT SAN ANTONIO CURVE	0.00	0.00	0.64	0.23	0.00	0.00	0.00	0.00	STIP	2014	No	No	No	Yes								14,748,686	12,662,149	02/18/16	11/01/18	11/01/19	Caltrans	Caltrans	Solano Co. Trans. Auth.	Caltrans
0400000740	PARTNERSHIP	SCL	101	MODIFY INTERCHANGE	0.00	0.43	0.90	1.32	0.00	0.07	0.00	0.56	N/A	N/A	No	No	No	No								0	610,139	08/16/18	05/13/20	12/06/22	Santa Clara Valley Transportation Authority	Santa Clara Valley Transportation Authority	Santa Clara Valley Transportation Authority	Santa Clara Valley Transportation Authority
0400000759	PARTNERSHIP	SM	101	MODIFY SOUTHBOUND RAMPS AT ROUTE 101/UNIVERSITY AVENUE & WIDEN UNIV AVE OVERCROSSING	0.00	0.32	0.01	1.41	0.00	0.00	0.00	0.61	N/A	N/A	No	No	No	No								0	1,609,565	11/01/18	02/01/20	02/01/21	Palo Alto, City of	Palo Alto, City of	Palo Alto, City of	Palo Alto, City of
0400000769	STIP	VAR	012	INTERSECTION IMPROVEMENTS	2.77	3.60	0.34	0.00	0.01	0.26	0.00	0.00	STIP	2016	No	No	No	No	21%	37,250,000	7,890,000	4,800,000	1,500,000	70,000	1,520,000	3,000	5,682,718	02/15/22	12/15/23	12/15/24	Caltrans	Caltrans	Caltrans	Caltrans
0400000771	SHOPP	SON	116	CONSTRUCT RETAINING WALLS	0.00	0.00	0.00	0.15	0.00	0.00	0.00	0.00	SHOPP	2008	No	No	No	No	52%	26,828,000	14,030,000	2,330,000	6,800,000	1,200,000	3,700,000	15,585,114	15,199,272	01/06/10	06/07/12	08/01/22	Caltrans	Caltrans	Caltrans	Caltrans
0400000772	SHOPP	SON	116	INSTALL PLANTS AND IRRIGATION	0.00	0.00	0.00	0.40	0.00	0.00	0.00	0.00	SHOPP	2010	No	No	No	No	98%	2,570,000	2,520,000	20,000	1,000,000	300,000	1,200,000	2,184,437	1,992,589	11/06/12	09/30/19	03/02/26	Caltrans	Caltrans	Caltrans	Caltrans
0400000776	STIP	VAR	880	BRIDGE WIDENING AND RECONSTRUCTION	0.00	0.00	0.23	0.11	0.00	0.00	0.00	0.00	STIP	2000	No	No	No	No								32,458,194	15,240,105	07/26/01	04/27/07	11/01/18	Caltrans	Fremont, City of	Caltrans	Caltrans
0400000786	SHOPP	ALA	080	CONSTRUCT BIKEWAY	0.00	0.00	0.01	0.02	0.00	0.00	0.00	0.00	SHOPP	2010	No	No	No	No	39%	5,423,000	2,095,000	0	1,000,000	45,000	1,050,000	2,051,084	2,858,947	12/02/11	05/18/16	07/18/18	Caltrans	Caltrans	Caltrans	Caltrans
0400000813	SHOPP	SCL	152	IMPROVE SIGHT DISTANCE, UPGRADE SHOULDERS, MINOR REALIGNMENT, TURN-OUT IMPROVEMENT & LEFT TURN POCKET	0.00	0.00	0.60	0.68	0.00	0.00	0.00	0.10	SHOPP	2012	No	No	No	No	73%	17,968,000	13,032,000	4,012,000	4,700,000	850,000	3,470,000	14,761,927	15,584,965	06/18/14	05/15/17	07/30/19	Caltrans	Caltrans	Caltrans	Caltrans
0400000817	SHOPP	NAP	121	BRIDGE REPLACEMENT (SCOUR)	0.00	0.00	0.08	1.91	0.00	0.00	0.00	0.12	N/A	N/A	No	No	No	Yes	58%	11,950,000	6,927,000	1,800,000	2,100,000	927,000	2,100,000	5,152,712	8,138,490	01/11/17	12/28/18	12/31/20	Caltrans	Caltrans	Caltrans	Caltrans
0400000819	PARTNERSHIP	ALA	185	BUS RAPID TRANSIT	0.00	0.00	0.03	2.00	0.00	0.00	0.00	0.00	N/A	N/A	No	No	No	Yes								273,853	3,589,761		09/28/18	12/31/20	Caltrans	Alameda County Transportation Commission	Alameda Contra Costa Transit District	Alameda County
0400000823	SHOPP	SCL	152	IMPROVE SIGHT DISTANCE, UPGRADE SHOULDERS AND PROVIDE LEFT TURN CHANNELIZATION	0.00	0.00	0.12	0.11	0.00	0.00	0.00	0.00	SHOPP	2010	No	No	No	No	66%	10,400,000	6,824,000	1,980,000	2,000,000	341,000	2,503,000	10,195,647	9,676,740	04/18/13	02/24/16	10/31/18	Caltrans	Caltrans	Caltrans	Caltrans
0400000827	SHOPP	SF	280	BRIDGE REHABILITATION REPAIR FOR DRAINAGE & PONDING	0.00	0.00	0.70	1.15	0.00	0.00	0.00	0.33	SHOPP	2014	No	No	No	No	71%	7,512,000	5,339,000	605,000	2,247,000	755,000	1,732,000	6,121,847	4,217,900	01/11/17	12/19/17	12/31/20	Caltrans	Caltrans	Caltrans	Caltrans
0400000935	PARTNERSHIP	SF	101	CONSTRUCT RAPID TRANSIT BUSLANES ON VAN NESS AVE	0.00	0.00	0.06	1.82	0.00	0.00	0.00	0.13	N/A	N/A	No	No	No	No								0	3,086,816	11/29/16	08/01/19	07/30/21	San Francisco County Transportation Authority	San Francisco Municipal Railway (MUNI)	San Francisco Municipal Railway (MUNI)	San Francisco Municipal Railway (MUNI)
0400000967	SHOPP	CC	680	BRIDGE REHABILITATION	0.00	0.00	0.00	1.53	0.00	0.00	0.00	0.00	SHOPP	2012	No	No	No	No	36%	17,555,000	6,350,000	1,300,000	2,500,000	150,000	2,400,000	14,587,916	10,452,031	04/30/14	12/06/16	02/28/19	Caltrans	Caltrans	Caltrans	Caltrans
0400001043	SHOPP	MRN	001	CONSTRUCT TIE-BACK WALL	0.00	0.00	0.25	0.23	0.00	0.00	0.00	0.04	SHOPP	2016	No	No	No	No	100%	6,515,000	6,485,000	0	4,051,000	434,000	2,000,000	4,225	4,097,230	08/09/17	01/11/18	12/01/20	Caltrans	Caltrans	Caltrans	Caltrans
0400001044	SHOPP	MRN	001	CONSTRUCT TIE-BACK WALL	0.00	0.00	0.02	0.64	0.00	0.00	0.00	0.05	SHOPP	2016	No	No	No	Yes	89%	6,257,000	5,588,000	168,000	3,170,000	450,000	1,800,000	1,746,649	3,057,499	08/15/17	12/30/18	12/01/20	Caltrans	Caltrans	Caltrans	Caltrans
0400001106	PARTNERSHIP	SON	101	INTERCHANGE MODIFICATION	0.00	1.76	0.56	0.00	0.00	0.37	0.04	0.00	N/A	N/A	No	Yes	No	No								0	941,420	07/01/19			Santa Rosa, City of	Caltrans	Santa Rosa, City of	Caltrans
0400001129	PARTNERSHIP	SM	101	CONSTRUCT PEDESTRIAN UNDERPASS.	0.00	0.00	0.08	1.47	0.00	0.00	0.00	0.48	N/A	N/A	No	No	No	Yes								0	506,105	02/01/18	03/01/19		Peninsula Joint Powers Board	Peninsula Joint Powers Board	Peninsula Joint Powers Board	Peninsula Joint Powers Board
0400001137	SHOPP	ALA	260	REPAIR HANDRAIL AND SIDEWALK ALONG POSEY AND WEBSTER TUBES AND OTHER MISCELLANEOUS REPAIRS	0.00	0.00	0.03	0.03	0.00	0.00	0.00	0.00	SHOPP	2012	No	No	No	No	35%	9,643,000	3,375,000	1,000,000	970,000	130,000	1,275,000	8,805,184	5,203,477	11/02/15	12/11/17	11/29/19	Caltrans	Caltrans	Caltrans	Caltrans
0400001164	SHOPP	ALA	880	BRIDGE REPLACEMENT	0.00	0.12	0.33	1.79	0.00	0.41	0.00	0.51	SHOPP	2016	No	No	No	No	40%	11,250,000	4,520,000	620,000	2,200,000	900,000	1,200,000	167,977	2,839,316	12/05/18	12/30/19	03/28/22	Caltrans	Caltrans	Caltrans	Caltrans
0400001172	PARTNERSHIP	CC	004	CONSTRUCT EBART EXTENSION	0.00	0.00	0.31	0.22	0.00	0.00	0.00	0.02	N/A	N/A	No	No	No	No								0	1,689,241	12/30/10	06/29/18	06/30/20	Bay Area Rapid Transit District	Bay Area Rapid Transit District	Bay Area Rapid Transit District	Bay Area Rapid Transit District
0400001200	SHOPP	NAP	128	REPLACE ROADWAY SECTION WITH LIGHT WEIGHT CONCRETE AND UPGRADE DRAIN	0.00	0.00	0.19	0.32	0.00	0.00	0.00	0.00	SHOPP	2010	No	No	No	No	199%	1,339,000	2,665,000	1,064,000	480,000	84,000	1,037,000	1,184,029	2,156,278	03/12/13	03/20/15	10/01/19	Caltrans	Caltrans	Caltrans	Caltrans
0400001215	SHOPP	SON	116	CONSTRUCT SOLDIER PILE WALL	0.00	0.00	0.06	0.16	0.00	0.00	0.00	0.03	SHOPP	2014	No	No	No	No	88%	3,866,000	3,400,000	1,000,000	1,200,000	200,000	1,000,000	1,789,058	3,692,423	01/29/16	04/14/17	02/01/19	Caltrans	Caltrans	Caltrans	Caltrans
0400001217	SHOPP	MRN	001	CONSTRUCT SOLDIER PILE/TIE BACK RETAINING WALL	0.00	0.00	0.17	0.07	0.00	0.00	0.00	0.01	SHOPP	2014	No	No	No	No	144%	2,419,000	3,490,000	440,000	2,300,000	100,000	650,000	1,656,400	3,241,021	08/19/15	10/14/21	10/15/23	Caltrans	Caltrans	Caltrans	Caltrans
0400001246	SHOPP	MRN	001	INSTALL SLOPE PROTECTION AND HIGHWAY PLANTING	0.00	0.00	0.00	0.11	0.00	0.00	0.00	0.00	SHOPP	2010	No	No	No	No	36%	1,200,000	428,000	12,000	174,000	10,000	232,000	344,207	1,038,950	11/06/12	10/01/14	01/31/20	Caltrans	Caltrans	Caltrans	Caltrans
0400001256	SHOPP	MRN	001	CONSTRUCT RETAINING WALL.	0.00	0.00	0.09	1.16	0.00	0.00	0.00	0.58	SHOPP	2016	No	No	No	Yes	141%	2,306,000	3,249,000	1,311,000	860,000	128,000	950,000	0	1,911,611	06/26/17	12/28/18	10/01/20	Caltrans	Caltrans	Caltrans	Caltrans

Attachment 1
COS Fiscal Year 2018-19 Project Workload File

EFIS ID	Project Type	CO	RTE	Work Description	DIST PAED	DIST PSE	DIST RW	DIST CON	DES PAED	DES PSE	DES RW	DES CON	Document	Document Year	PA&ED in 18/19	RTL in 18/19	RW Cert in 18/19	CCA in 18/19	Support To Capital %[2]	Total Capital Budget[1]	Total Support Budget[1]	Environmental Support Budget	Design Support Budget	Right of Way Support Budget	Construction Support Budget	Total Capital Expenditures	Total Support Expenditures	Estimated Construction Start Date[3]	Estimated Construction End Date[4]	Estimated Project End Date[5]	PAED Implementing Agency	PSE Implementing Agency	ROW Implementing Agency	CON Implementing Agency
0400001989	SHOPP	SCL	152	UPGRADE INTERSECTION AND INSTALL TRAFFIC SIGNAL	0.00	0.00	0.26	0.17	0.00	0.00	0.00	0.00	SHOPP	2014	No	No	No	No	48%	3,459,000	1,644,000	468,000	432,000	144,000	600,000	1,408,650	1,617,555	08/11/16	04/14/17	04/15/19	Caltrans	Caltrans	Caltrans	Caltrans
0400002011	SHOPP	SM	082	INSTALL LEFT TURN SIGNAL.	2.73	0.75	0.09	0.00	0.00	0.00	0.00	0.00	SHOPP	2016	Yes	No	No	No	122%	4,375,000	5,350,000	2,900,000	1,300,000	450,000	700,000	0	1,865,534	01/15/21	09/30/22	09/30/24	Caltrans	Caltrans	Caltrans	Caltrans
0400002022	BOND CMIA	NAP	012	WIDEN HWY AND CONSTRUCT RET WALLS	0.00	0.00	0.17	0.35	0.00	0.00	0.00	0.00	STIP	2016	No	No	No	No								37,028,565	14,606,859	02/17/12	05/05/15	07/31/19	Caltrans	Caltrans	Solano County	Caltrans
0400002023	BOND CMIA	VAR	012	CONSTRUCT TWO ADDITIONAL LANES	0.00	0.00	0.66	0.00	0.00	0.00	0.00	0.00	STIP	2010	No	No	No	No								48,705,469	21,050,721	02/03/12	05/10/16	07/31/19	Caltrans	Caltrans	Solano Transportation Authority	Caltrans
0400002049	SHOPP	SON	128	PLANT ESTABLISHMENT, INSTALL PLANTS	0.00	0.00	0.05	0.01	0.00	0.00	0.00	0.00	SHOPP	2010	No	No	No	No	55%	282,000	154,000	0	44,000	10,000	100,000	229,839	449,069	03/22/12	12/07/17	12/01/18	Caltrans	Caltrans	Caltrans	Caltrans
0400020006	SHOPP	MRN	101	RESURFACING PAVEMENT	0.00	0.00	0.00	0.43	0.00	0.00	0.00	0.00	SHOPP	2010	No	No	No	No	16%	26,010,000	4,120,000	10,000	1,500,000	10,000	2,600,000	15,450,974	2,294,526	01/25/11	02/15/12	12/28/18	Caltrans	Caltrans	Caltrans	Caltrans
0400020007	SHOPP	SON	121	WIDEN FOR STANDARD SHOULDERS, UPGRADE CURVES TO STANDARD, AND INSTALL RUMBLE STRIPS.	0.00	5.71	3.39	0.00	0.00	0.79	0.00	0.00	SHOPP	2016	No	No	No	No	41%	31,264,000	12,750,000	3,000,000	3,750,000	1,800,000	4,200,000	0	1,153,221	12/01/20	12/31/21	12/31/22	Caltrans	Caltrans	Caltrans	Caltrans
0400020033	SHOPP	SM	082	CONSTRUCT SIGNALIZED INTERSECTION	0.00	0.00	0.09	1.69	0.00	0.00	0.00	0.00	SHOPP	2014	No	No	No	No	77%	357,000	275,000	0	180,000	35,000	60,000	303,319	632,128	07/01/15	06/22/16	12/01/18	Caltrans	Caltrans	Caltrans	Caltrans
0400020061	PARTNERSHIP	SOL	080	REALIGN EAST BOUND ON AND OFF RAMPS	0.00	2.08	0.00	3.22	0.00	0.00	0.00	0.00	N/A	N/A	No	Yes	Yes	No								0	118,112	06/15/19	12/01/20	02/01/23	Vacaville, City of	Vacaville, City of	Vacaville, City of	Vacaville, City of
0400020124	HIGH SPEED RAIL	SCL	280	HIGH SPEED RAIL FRON SAN JOSE TO MERCED	1.00	0.00	0.00	0.00	0.20	0.00	0.00	0.00	N/A	N/A	No	No	No	No								0	104,851				California High Speed Rail Authority	California High Speed Rail Authority	California High Speed Rail Authority	California High Speed Rail Authority
0400020132	PARTNERSHIP	SON	101	CONSTRUCT HOV LANES INCLUDING SOUND WALLS, BRIDGES, MEDIAN AND RAMP WIDENING	0.00	0.36	2.82	0.00	0.00	0.14	0.00	0.00	N/A	N/A	No	Yes	Yes	No								2,210,130	2,529,448	06/15/19	12/31/22	12/31/24	Caltrans	Caltrans	Sonoma County Transportation Authority	Caltrans
0400020141	HIGH SPEED RAIL	SF	101	HIGH SPEED RAIL FROM SAN FRANCISCO TO SAN JOSE	0.43	0.00	0.00	0.00	0.40	0.00	0.00	0.00	N/A	N/A	No	No	No	No								0	62,436	01/31/21	06/15/22	01/31/23	California High Speed Rail Authority	California High Speed Rail Authority	California High Speed Rail Authority	California High Speed Rail Authority
0400020145	SHOPP	MRN	001	REPLACE CULVERT WITH A BRIDGE.	0.00	0.00	0.09	4.23	0.00	0.00	0.00	1.43	SHOPP	2016	No	No	No	No	180%	2,740,000	4,921,000	400,000	3,721,000	100,000	700,000	9,665	3,606,313	05/02/18	12/30/19	12/31/21	Caltrans	Caltrans	Caltrans	Caltrans
0400020155	PARTNERSHIP	ALA	080	MODIFY INTERCHANGE.	0.00	2.24	0.16	0.00	0.00	1.00	0.00	0.00	N/A	N/A	Yes	No	No	No								0	841,367	05/01/20	01/01/22	01/01/24	Alameda County Transportation Commission	Alameda County Transportation Commission	Alameda County Transportation Commission	Alameda County Transportation Commission
0400020166	SHOPP	SF	101	STRUCTURE REHAB AND SEISMIC RESTORATION OF TUNNELS AND VIADUCTS HIGHWAY PLANTING	0.00	0.00	0.00	10.69	0.00	0.00	0.00	0.06	STIP	2012	No	No	No	No	1%	966,508,000	13,370,000	0	4,870,000	0	8,500,000	445,248,355	54,677,429	08/01/12	08/15/17	08/15/19	Caltrans	Caltrans	Caltrans	Caltrans
0400020534	SHOPP	ALA	580	ENVIRONMENTAL MITIGATION FOR E A 04-17240 PPNO 0086Z.	0.00	0.00	0.00	0.24	0.00	0.00	0.00	0.00	SHOPP	2010	No	No	No	No	21%	2,650,000	550,000	10,000	30,000	200,000	310,000	729,592	1,008,965	11/17/11	11/25/15	12/30/22	Caltrans	Caltrans	Caltrans	Caltrans
0400020536	PARTNERSHIP	SF	080	NEW BUS STORAGE FACILITY UNDER I-80	0.00	0.00	0.00	1.47	0.00	0.00	0.00	0.24	N/A	N/A	No	No	No	Yes								0	1,235,838	04/30/17	12/31/18	10/20/20	San Francisco County Transportation Authority	Caltrans	San Francisco County Transportation Authority	San Francisco County Transportation Authority
0400020569	SHOPP	SON	001	CONSTRUCT SOLDIER PILE WALL.	0.00	0.00	0.27	0.46	0.00	0.00	0.00	0.08	SHOPP	2016	No	No	No	No	159%	1,680,000	2,676,000	282,000	1,394,000	100,000	900,000	36,256	1,959,227	06/26/17	01/31/18	12/30/19	Caltrans	Caltrans	Caltrans	Caltrans
0400020580	BOND CMIA	ALA	084	WIDEN EXISTING HWY AND BRIDGE	0.00	0.00	0.04	0.00	0.00	0.00	0.00	0.00	STIP	2012	No	No	No	No								24,323,360	5,805,416	04/13/12	09/24/15	09/01/19	Alameda County Transportation Authority	Alameda County Transportation Authority	Alameda County Transportation Authority	Caltrans
0400020581	STIP	ALA	084	EXPRESSWAY WIDENING - SEGMENT 2 SOU TH WIDEN AND UPGRADE EXISTING SR 84 FROM TWO TO FOUR LANES	0.00	0.00	0.12	1.03	0.00	0.00	0.00	0.16	STIP	2014	No	No	No	Yes								24,254,054	10,312,629	10/20/15	08/24/18	09/30/20	Alameda County Transportation Authority	Alameda County Transportation Authority	Alameda County Transportation Authority	Caltrans
0400020582	SHOPP	ALA	185	REINSTALL AND/OR UPGRADE EXISTING CURB RAMPS AND SIDEWALKS TO ADA STANDARDS.	0.00	2.06	0.07	0.00	0.00	0.18	0.00	0.00	SHOPP	2016	No	No	No	No	87%	2,302,000	2,007,000	800,000	655,000	102,000	450,000	0	265,242	02/28/20	12/31/20	12/30/22	Caltrans	Caltrans	Caltrans	Caltrans
0400020584	PARTNERSHIP	SOL	080	IMPROVE THE FRONTAGE ROADS. IMPROVE I-80/REDWOOD PARKWAY & RTE 37/FAIRG ROUNDS DRIVE INTERCHANGES	0.00	1.52	0.94	0.00	0.00	0.00	0.00	0.00	N/A	N/A	No	No	No	No								0	864,386	09/20/20	09/20/21	11/30/23	Solano Transportation Authority	Solano Transportation Authority	Solano Transportation Authority	Solano Transportation Authority
0400020616	SHOPP	SON	116	UPGRADE CURB RAMPS, DRIVEWAYS AND SIDEWALKS.	0.00	0.00	0.37	2.06	0.00	0.00	0.00	0.05	SHOPP	2016	No	No	No	Yes	89%	3,263,000	2,905,000	240,000	1,100,000	715,000	850,000	65,406	1,884,045	02/01/18	12/31/18	12/31/19	Caltrans	Caltrans	Caltrans	Caltrans
0400020618	SHOPP	SCL	880	CONSTRUCT CONCRETE MEDIAN BARRIERS.	0.00	0.00	0.10	1.79	0.00	0.00	0.00	0.00	SHOPP	2016	No	No	No	Yes	77%	2,081,000	1,601,000	119,000	800,000	207,000	475,000	17,952	1,010,873	06/29/18	12/20/18	12/21/20	Caltrans	Caltrans	Caltrans	Caltrans
0400020619	SHOPP	SM	082	UPGRADE EXISTING CURB RAMPS AND SIDEWALKS TO ADA STANDARDS	8.30	0.00	0.00	0.00	0.00	0.00	0.00	0.00	N/A	N/A	No	No	No	No	62%	9,964,000	6,220,000	3,320,000	1,200,000	700,000	1,000,000	0	186,660	09/01/23	11/02/25	11/01/27	Caltrans	Caltrans	Caltrans	Caltrans
0400020620	SHOPP	SCL	152	SHOULDER WIDENING AND DITCH RECONSTRUCTION SAFETY IMPROVEMENT	0.00	0.00	0.49	2.17	0.00	0.00	0.00	0.00	SHOPP	2016	No	No	No	No	70%	4,766,000	3,321,000	721,000	1,050,000	620,000	930,000	180,987	2,001,985	11/30/17	09/16/19	09/15/21	Caltrans	Caltrans	Caltrans	Caltrans
0400020638	PARTNERSHIP	CC	080	INSTALL TRAFFIC SIGNALS AND CHANGEABLE MESSAGE SIGNS(CMS)	0.00	0.00	0.00	0.78	0.00	0.00	0.00	0.02	N/A	N/A	No	No	No	No								0	996,877	08/16/17	03/13/18	12/31/18	Contra Costa County Transportation Authority	Contra Costa County Transportation Authority	Contra Costa County Transportation Authority	Contra Costa County Transportation Authority
0400020643	SHOPP	ALA	580	CONST TRUCK CLIMBING LN & RET WALLS	0.00	0.00	0.00	0.22	0.00	0.00	0.00	0.00	SHOPP	2010	No	No	No	No	29%	46,130,000	13,260,000	2,490,000	5,140,000	100,000	5,530,000	43,843,931	18,494,056	07/16/12	12/06/16	03/01/19	Caltrans	Caltrans	Caltrans	Caltrans
0400020652	PARTNERSHIP	SON	101	RECONSTRUCT INTERCHANGE	0.00	0.00	0.02	0.82	0.00	0.00	0.00	0.11	STIP	2012	No	No	No	No								27,105,172	6,044,555	03/12/13	11/18/16	10/30/18	Sonoma County Transportation Authority	Caltrans	Caltrans	Caltrans
0400020722	PARTNERSHIP	ALA	580	CONSTRUCT NEW ROADWAY TO CONNECT DIRECTLY FROM STROBRIDGE AVE WB OFF RAMP TO CASTRO VALLEY BLVD.	0.18	0.00	0.31	0.00	0.08	0.00	0.00	0.00	N/A	N/A	Yes	No	No	No								0	312,387			08/18/23	Alameda County	Alameda County	Alameda County	Alameda County
0400020738	SHOPP	SCL	280	IMPROVE SIGNING AND STRIPING AT RAMP INTERSECTIONS WITH LOCAL ROAD.	0.00	0.00	0.12	0.62	0.00	0.00	0.00	0.00	SHOPP	2016	No	No	No	Yes	138%	812,000	1,119,000	370,000	400,000	24,000	325,000	0	564,046	06/11/18	10/19/18	10/19/20	Caltrans	Caltrans	Caltrans	Caltrans
0400020752	SHOPP	ALA	680	REPLACE METAL GUARDRAIL WITH CONCRETE BARRIER	0.00	0.00	0.00	0.05	0.00	0.00	0.00	0.00	SHOPP	2014	No	No	No	No	35%	1,075,000	373,000	75,000	117,000	32,000	149,000	755,585	302,287	08/03/15	01/13/16	12/01/18	Caltrans	Caltrans	Caltrans	Caltrans
0400020812	PARTNERSHIP	ALA	185	INSTALL ADDITIONAL LEFT-TURN LANE ON SB E-14 STREET AND EB HESPERIAN BOULEVARD.	0.53	0.00	0.10	0.00	0.00	0.00	0.00	0.00	N/A	N/A	Yes	Yes	Yes	No								0	287,279	09/30/19	12/31/21	12/29/23	San Leandro, City of	San Leandro, City of	San Leandro, City of	San Leandro, City of
0400020859	SHOPP	ALA	013	UPGRADE CURB RAMPS AND REPAIR SIDEWALKS TO MEET ADA STANDARDS.	0.02	1.77	0.40	0.00	0.00	0.00	0.00	0.00	SHOPP	2016	Yes	No	No	No	112%	1,509,000	1,691,000	650,000	543,000	75,000	423,000	0	479,137	04/24/20	03/01/21	05/01/23	Caltrans	Caltrans	Caltrans	Caltrans
0400020868	SHOPP	ALA	013	CONSTRUCT TIE-BACK RETAINING WALL.	0.00	0.00	0.14	0.14	0.00	0.00	0.00	0.02	SHOPP	2012	No	No	No	No	48%	4,177,000	1,992,000	609,000	533,000	50,000	800,000	3,994,066	4,193,003	04/05/16	03/07/18	05/07/20	Caltrans	Caltrans	Caltrans	Caltrans
0400020869	SHOPP	ALA	580	CONSTRUCT SOLDIER PILE WALL	0.00	0.00	0.01	0.13	0.00	0.00	0.00	0.00	SHOPP	2014	No	No	No	No	32%	10,650,000	3,415,000	765,000	1,300,000	50,000	1,300,000	7,600,528	3,379,696	01/14/16	02/07/17	03/09/19	Caltrans	Caltrans	Caltrans	Caltrans
0400020870	SHOPP	ALA	580	INSTALL TIEBACK RETAINING WALL	0.00	0.00	0.02	0.02	0.00	0.00	0.00	0.00	SHOPP	2012	No	No	No	No	108%	1,710,000	1,854,000	554,000	700,000	50,000	550,000	1,274,109	2,402,047	11/05/14	07/06/16	12/03/18	Caltrans	Caltrans	Caltrans	Caltrans
0400020871	SHOPP	ALA	580	CONSTRUCT SOLDIER PILE RETAINING WALL	0.00	0.00	0.02	0.10	0.00	0.00	0.00	0.02	SHOPP	2012	No	No	No	No	61%	3,450,000	2,112,000	862,000	600,000	150,000	500,000	2,510,677	2,170,152	10/08/14	06/30/16	12/03/18	Caltrans	Caltrans	Caltrans	Caltrans
0400020932	SHOPP	ALA	880	STORM WATER MITIGATION.	0.00	0.00	0.00	0.04	0.00	0.00	0.00	0.00	SHOPP	2012	No	No	No	No	53%	2,042,000	1,081,000	348,000	400,000	33,000	300,000	1,618,035	1,149,648	10/08/14	06/30/18	12/01/20	Caltrans	Caltrans	Caltrans	Caltrans
0400020945	BOND CMIA	SON	101	RECONSTRUCT THE EXISTING AIRPORT BLVD INTERCHANGE AND CONSTRUCT SOUNDWALLS	0.00	0.00	0.00	0.11	0.00	0.00	0.00	0.06	N/A	N/A	No	No	No	No	27%	39,451,000	10,720,000	790,000	4,130,000	750,000	5,050,000	31,532,334	6,163,522	12/27/12	08/03/15	12/31/19	Caltrans	Caltrans	Caltrans	Caltrans
0400021064	SHOPP	NAP	029	REHABILITATE ROADWAY	0.00	0.00	0.13	0.30	0.00	0.00	0.00	0.00	SHOPP	2012	No	No	No	No	66%	19,988,000	13,284,000	2,700,000	6,140,000	1,044,000	3,400,000	18,566,739	16,003,073	04/02/15	06/27/17	08/01/19	Caltrans	Caltrans	Caltrans	Caltrans
0400021065	PARTNERSHIP	CC	680	LANDSCAPE	0.00	0.00	0.01	0.30	0.00	0.00	0.00	0.00	N/A	N/A	No	No	No	No								0	355,508	03/01/15	12/01/20	12/30/20	Contra Costa County Transportation Authority	Contra Costa County Transportation Authority	Contra Costa County Transportation Authority	Contra Costa County Transportation Authority
0400021080	BOND CMIA	CC	004	WIDEN ROADWAY AND RECONSTRUCT	0.00	0.00	0.25	0.01	0.00	0.00	0.00	0.00	STIP	2008	No	No	No	No								56,936,179	14,208,335	07/03/12	06/29/17	06/01/19	Contra Costa Transportation Authority	Contra Costa Transportation Authority	Contra Costa Transportation Authority	Caltrans
0400021103	SHOPP	ALA	013	UPGRADE ADA FACILITIES.	0.00	2.65	0.37	0.00	0.00	0.10	0.00	0.00	SHOPP	2016	No	Yes	Yes	No	85%	2,873,000	2,455,000	995,000	740,000	140,000	580,000	0	785,952	12/02/19	10/01/20	12/01/22	Caltrans	Caltrans	Caltrans	Caltrans
0400021104	BOND CMIA	CC	004	WIDEN ROADWAY AND RECONSTRUCT INTERCHANGE	0.00	0.00	0.16	0.04	0.00	0.00	0.00	0.00	STIP	2010	No	No	No	No								5,839,712	5,677,445	12/14/12	12/29/17	01/02/19	Contra Costa Transportation Authority	Contra Costa Transportation Authority	Contra Costa Transportation Authority	Contra Costa Transportation Authority
0400021131	BOND TCIF	SOL	080	RECONSTRUCT I-80 WB/SR WB CONNECTOR AND GREEN VALLY RD. INTERCHANGE	0.00	0.00	0.03	0.00	0.00	0.00	0.00	0.00	STIP	2012	No	No	No	Yes								52,090,035	15,960,763	04/09/14	10/31/18	12/31/20	Solano Transportation Authority	Solano Transportation Authority	Solano Transportation Authority	Caltrans
0400021168	SHOPP	SON	128	ENVIRONMENTAL MITIGATION (FCO).	0.00	0.10	0.00	0.00	0.00	0.00	0.00	0.00	SHOPP	2014	No	No	No	No								0	119,788				Caltrans	Caltrans	Caltrans	Caltrans
0400021202	SHOPP	SCL	085	INSTALL AND/OR UPGRADE EXISTING CURB RAMPS AND PEDESTRIAN FACILITIES TO ADA STANDARDS.	0.00	2.67	0.37	0.00	0.00	0.00	0.00	0.00	SHOPP	2016	No	Yes	Yes	No	109%	1,903,000	2,065,000	570,000	663,000	102,000	730,000	0	413,890	12/23/19	11/02/20	11/02/22	Caltrans	Caltrans	Caltrans	Caltrans
0400021211	SHOPP	MRN	001	UPGRADE PEDESTRIAN FACILITIES.	0.00	1.99	0.46	0.00	0.00	0.06	0.00	0.00	SHOPP	2016	No	Yes	Yes	No	103%	2,818,000	2,911,000	761,000	1,000,000	300,000	850,000	0	704,670	01/17/20	12/31/20	01/27/23	Caltrans	Caltrans	Caltrans	Caltrans
0400021215	SHOPP PA	ALA	VAR	UPGRADING THE EXISTING CURB RAMPS AND SIDEWALK TO MEET CURRENT ADA STANDARDS.	1.98	0.00	0.00	0.00	0.00	0.00	0.00	0.00	N/A	N/A	No	No	No	No								0	0	11/15/22	12/01/23	12/01/25	Caltrans	Caltrans	Caltrans	Caltrans
0400021236	SHOPP	SCL	152	ENVIRONMENTAL SPECIES MITIGATION	0.00	0.00	0.00	0.00	0.00	0.00	0.00	0.00	SHOPP	2016	No	No	No	No								0	189,427		02/28/17	01/08/18	Caltrans	Caltrans	Caltrans	Caltrans

Attachment 1
COS Fiscal Year 2018-19 Project Workload File

EFIS ID	Project Type	CO	RTE	Work Description	DIST PAED	DIST PSE	DIST RW	DIST CON	DES PAED	DES PSE	DES RW	DES CON	Document	Document Year	PA&ED in 18/19	RTL in 18/19	RW Cert in 18/19	CCA in 18/19	Support To Capital %[2]	Total Capital Budget[1]	Total Support Budget[1]	Environmental Support Budget	Design Support Budget	Right of Way Support Budget	Construction Support Budget	Total Capital Expenditures	Total Support Expenditures	Estimated Construction Start Date[3]	Estimated Construction End Date[3]	Estimated Project End Date[3]	PAED Implementing Agency	PSE Implementing Agency	ROW Implementing Agency	CON Implementing Agency
0400021248	BOND CMIA	ALA	580	ROADWAY WIDENING AND REHABILITATION	0.00	0.00	0.00	0.34	0.00	0.00	0.00	0.02	STIP	2012	No	No	No	No							73,472,666	13,159,202	12/20/12	12/20/16	08/01/19	Alameda County Transportation Authority	Alameda County Transportation Authority	Alameda County Transportation Authority	Caltrans
0400021254	SHOPP	NAP	128	CONSTRUCT ROADWAY RETAINING SYSTEM	0.00	0.00	0.18	1.80	0.00	0.00	0.00	0.07	SHOPP	2014	No	No	No	Yes	121%	1,280,000	1,550,000	540,000	480,000	80,000	450,000	838,695	2,483,723	06/14/16	12/28/18	12/31/20	Caltrans	Caltrans	Caltrans	Caltrans
0400021255	SHOPP	NAP	128	CONSTRUCT ROADWAY RETAINING SYSTEM	0.00	0.00	0.15	0.18	0.00	0.00	0.00	0.01	SHOPP	2014	No	No	No	No	58%	2,222,000	1,280,000	190,000	480,000	80,000	530,000	971,451	1,988,566	01/07/16	10/06/16	03/27/19	Caltrans	Caltrans	Caltrans	Caltrans
0400021259	SHOPP	MRN	001	CONSTRUCT SOLDIER PILE WALL WITH TIEBACKS.	0.00	0.00	0.18	0.39	0.00	0.00	0.00	0.06	SHOPP	2014	No	No	No	No	123%	3,806,000	4,700,000	550,000	1,800,000	400,000	1,950,000	2,708,001	2,977,564	03/15/17	02/28/18	12/01/19	Caltrans	Caltrans	Caltrans	Caltrans
0400021271	SHOPP	SON	001	PLACE ROCK SLOPE PROTECTION.	0.00	0.00	0.05	0.17	0.00	0.00	0.00	0.01	SHOPP	2014	No	No	No	No	119%	623,000	740,000	220,000	280,000	60,000	180,000	255,322	1,197,466	11/28/16	09/20/17	12/31/19	Caltrans	Caltrans	Caltrans	Caltrans
0400021272	SHOPP	SON	001	CONSTRUCT SOIL NAIL WALLS	0.00	0.00	0.04	0.47	0.00	0.00	0.00	0.13	SHOPP	2014	No	No	No	No	79%	4,850,000	3,850,000	1,000,000	1,000,000	100,000	1,750,000	3,402,032	3,577,147	02/07/17	06/29/18	06/28/19	Caltrans	Caltrans	Caltrans	Caltrans
0400021275	SHOPP	SON	116	PLACE ROCK SLOPE PROTECTION	0.00	0.00	0.00	0.08	0.00	0.00	0.00	0.00	SHOPP	2014	No	No	No	No	95%	1,076,000	1,020,000	220,000	300,000	100,000	400,000	594,412	1,235,116	11/25/15	06/20/17	02/28/19	Caltrans	Caltrans	Caltrans	Caltrans
0412000007	SHOPP	ALA	013	REPAIR SLOPE SLIDE WITH SOLDIER BEAM TIE BACK RETAINING WALL	0.00	0.00	0.09	0.30	0.00	0.00	0.00	0.01	SHOPP	2014	No	No	No	No	116%	1,548,000	1,801,000	651,000	480,000	100,000	570,000	1,413,286	2,251,359	12/17/15	10/12/17	12/03/19	Caltrans	Caltrans	Caltrans	Caltrans
0412000008	SHOPP	ALA	580	CONSTRUCT SOLDIER PILE TIE-BACK WALL	0.00	0.00	0.12	0.27	0.00	0.00	0.00	0.05	SHOPP	2014	No	No	No	No	49%	6,220,000	3,030,000	750,000	1,000,000	80,000	1,200,000	4,693,096	2,830,975	01/26/16	09/29/16	03/11/19	Caltrans	Caltrans	Caltrans	Caltrans
0412000009	SHOPP	ALA	580	RE-BUILD EMBANKMENT	0.00	0.00	0.02	0.09	0.00	0.00	0.00	0.01	SHOPP	2012	No	No	No	No	90%	2,060,000	1,845,000	300,000	995,000	50,000	500,000	1,689,977	2,450,103	09/18/15	11/17/17	02/28/20	Caltrans	Caltrans	Caltrans	Caltrans
0412000010	SHOPP	SCL	009	CONSTRUCT RETAINING WALL	0.00	0.00	0.00	0.17	0.00	0.00	0.00	0.01	SHOPP	2014	No	No	No	No	108%	1,692,000	1,822,000	400,000	672,000	150,000	600,000	1,117,965	1,971,614	02/14/17	11/17/17	11/18/19	Caltrans	Caltrans	Caltrans	Caltrans
0412000012	SHOPP	SCL	130	CONSTRUCT A SOLDIER PILE WALL BELOW THE EASTBOUND LANE AT PM 5.65.	0.00	0.00	0.21	0.05	0.00	0.00	0.00	0.01	SHOPP	2014	No	No	No	No	112%	1,422,000	1,586,000	400,000	550,000	150,000	486,000	1,054,988	2,178,497	01/30/17	12/01/17	01/02/20	Caltrans	Caltrans	Caltrans	Caltrans
0412000014	SHOPP	SF	101	RECONSTRUCT SLOPE WITH RSP	0.00	0.00	0.02	0.00	0.00	0.00	0.00	0.00	SHOPP	2014	No	No	No	No	145%	715,000	1,035,000	80,000	500,000	55,000	400,000	724,336	1,722,589	10/23/15	06/27/16	10/16/18	Caltrans	Caltrans	Caltrans	Caltrans
0412000027	SHOPP	MRN	101	UPGRADE CURB RAMPS, DRIVEWAYS AND SIDEWALKS.	0.00	0.00	0.05	1.06	0.00	0.00	0.00	0.05	SHOPP	2016	No	No	No	Yes	126%	1,287,000	1,620,000	450,000	650,000	200,000	320,000	0	1,078,468	12/18/17	10/31/18	10/31/19	Caltrans	Caltrans	Caltrans	Caltrans
0412000042	PHASE II/TOLL SEISMIC/OTHER TOLL	SF	080	REPLACE SEISMIC DAMPERS ON SFOBB WEST SPAN.	0.00	0.00	0.00	0.25	0.00	0.00	0.00	0.45	N/A	N/A	No	No	No	No								0	3,146,312		05/03/18	12/02/19	Caltrans	Caltrans	Caltrans	Caltrans
0412000044	PHASE II/TOLL SEISMIC/OTHER TOLL	SF	080	MAIN CABLE INVESTIGATION	0.00	0.14	0.00	0.64	0.00	0.05	0.00	0.00	N/A	N/A	No	No	No	Yes								0	19,662	09/01/18	06/01/19	09/01/19	Caltrans	Caltrans	Caltrans	Caltrans
0412000057	PHASE II/TOLL SEISMIC/OTHER TOLL	CC	580	REPLACE JOINT SEALS AND RELATED WORK	0.00	0.00	0.07	0.00	0.00	0.00	0.00	0.00	N/A	N/A	No	No	No	No	44%	12,322,000	5,436,000	50,000	2,250,000	0	3,136,000	5,368,882	3,361,990	11/16/15	12/12/16	07/01/19	Caltrans	Caltrans	Caltrans	Caltrans
0412000062	PHASE II/TOLL SEISMIC/OTHER TOLL	SOL	680	FLOOR BEAM MITIGATION	0.00	0.00	0.13	0.00	0.00	0.00	0.00	0.00	N/A	N/A	No	No	No	Yes	127%	900,000	1,140,000	0	1,000,000	0	140,000	0	1,628,741	01/30/17	07/15/18	09/12/20	Caltrans	Caltrans	Caltrans	Caltrans
0412000077	PHASE II/TOLL SEISMIC/OTHER TOLL	SF	080	REPLACE TRAVELERS AND RAILS	0.00	0.11	0.00	0.72	0.00	0.07	0.00	0.00	N/A	N/A	No	Yes	Yes	Yes								0	30,502	01/27/19	01/05/19	02/01/20	Caltrans	Caltrans	Caltrans	Caltrans
0412000080	PHASE II/TOLL SEISMIC/OTHER TOLL	SF	080	STRUCTURAL STEEL PAINTING	0.00	1.46	0.00	0.00	0.00	1.46	0.00	0.00	N/A	N/A	No	No	No	No								0	0				Caltrans	Caltrans	Caltrans	Caltrans
0412000086	PHASE II/TOLL SEISMIC/OTHER TOLL	VAR	092	STRUCTURAL STEEL PAINTING	0.00	0.00	0.00	5.80	0.00	0.00	0.00	2.85	N/A	N/A	No	No	No	Yes	13%	54,000,000	7,000,000	50,000	4,635,000	0	2,315,000	49,243,670	6,379,299	01/15/16	03/01/19	09/01/19	Caltrans	Caltrans	Caltrans	Caltrans
0412000091	PHASE II/TOLL SEISMIC/OTHER TOLL	CC	680	REPLACE FOG HORNS, RADAR BEACONS AND NAVIGATIONAL LIGHTS AT VARIOUS TOLL BRIDGES	0.00	0.00	0.00	2.79	0.00	0.00	0.00	0.63	N/A	N/A	No	No	No	Yes	25%	6,075,000	1,520,000	0	1,320,000	10,000	190,000	0	1,556,394	05/14/18	05/13/19	11/16/20	Caltrans	Caltrans	Caltrans	Caltrans
0412000095	PHASE II/TOLL SEISMIC/OTHER TOLL	ALA	084	REPLACE THE EXISTING FOG-HORNS, RADAR BEACONS SYSTEM (RACONS), NAVIGATIONAL LIGHTS, PIER LIGHTS AND SOME ELECTRICAL EQUIPMENT.	0.00	0.00	0.00	1.65	0.00	0.00	0.00	0.43	N/A	N/A	No	No	No	Yes	29%	4,299,000	1,243,000	0	648,000	0	595,000	0	1,994,611	11/30/17	10/01/18	04/01/19	Caltrans	Caltrans	Caltrans	Caltrans
0412000116	SHOPP	MRN	001	REPLACE BRIDGE	0.00	0.00	0.07	3.92	0.00	0.00	0.00	1.34	SHOPP	2014	No	No	No	Yes	42%	10,985,000	4,600,000	1,080,000	630,000	270,000	2,620,000	5,412,899	5,142,277	01/30/17	12/30/18	12/30/20	Caltrans	Caltrans	Caltrans	Caltrans
0412000117	SHOPP	MRN	101	REPLACE BRIDGE RAILINGS AND REHABILITATE DECK.	0.00	0.00	0.08	0.05	0.00	0.00	0.00	0.03	SHOPP	2014	No	No	No	No	90%	2,004,000	1,800,000	360,000	750,000	90,000	600,000	1,937,568	1,668,911	04/05/16	12/20/16	03/31/19	Caltrans	Caltrans	Caltrans	Caltrans
0412000126	SHOPP	NAP	128	REPLACE BRIDGE.	0.00	0.42	0.13	2.50	0.00	0.10	0.00	1.21	SHOPP	2016	No	No	No	No	67%	10,965,000	7,358,000	1,188,000	2,620,000	950,000	2,600,000	48,920	3,771,565	11/16/18	12/31/20	12/30/22	Caltrans	Caltrans	Caltrans	Caltrans
0412000131	SHOPP	ALA	580	REHABILITATE PAVEMENT.	0.00	0.56	0.96	10.18	0.00	0.10	0.00	0.62	SHOPP	2016	No	No	No	No	27%	36,057,000	9,575,000	1,400,000	2,655,000	120,000	5,400,000	0	2,821,167	02/22/19	05/21/21	07/21/23	Caltrans	Caltrans	Caltrans	Caltrans
0412000141	SHOPP	SF	101	REHABILITATE BRIDGE.	0.00	6.46	0.06	0.00	0.00	3.29	0.00	0.00	SHOPP	2016	No	Yes	Yes	No	43%	32,420,000	13,810,000	4,000,000	6,540,000	20,000	3,250,000	0	3,549,060	12/02/19	06/30/21	06/30/23	Caltrans	Caltrans	Caltrans	Caltrans
0412000150	SHOPP	SOL	680	REHABILITATE PAVEMENT	0.00	0.00	0.24	0.02	0.00	0.00	0.00	0.00	SHOPP	2012	No	No	No	No	31%	18,708,000	5,865,000	1,360,000	2,040,000	425,000	2,040,000	12,521,505	5,622,074	10/28/14	02/02/16	07/09/19	Caltrans	Caltrans	Caltrans	Caltrans
0412000151	SHOPP	SM	101	CONSTRUCT ROADSIDE PAVEMENT	0.00	0.00	0.60	0.63	0.00	0.00	0.00	0.03	SHOPP	2014	No	No	No	No	37%	1,170,000	510,000	110,000	150,000	40,000	210,000	1,249,030	1,019,395	09/28/16	12/01/17	05/30/19	Caltrans	Caltrans	Caltrans	Caltrans
0412000153	SHOPP	SOL	080	BRIDGE DECK REPLACEMENT	0.00	0.00	0.16	1.74	0.00	0.00	0.00	0.67	SHOPP	2016	No	No	No	No	112%	2,745,000	3,071,000	1,520,000	851,000	100,000	600,000	7,216	2,201,567	06/19/18	01/07/20	03/07/22	Caltrans	Caltrans	Caltrans	Caltrans
0412000156	SHOPP	ALA	580	ROADSIDE SAFETY IMPROVEMENTS	0.00	0.00	0.13	0.03	0.00	0.00	0.00	0.00	SHOPP	2014	No	No	No	No	90%	1,380,000	1,236,000	200,000	493,000	30,000	513,000	1,002,960	1,352,694	09/11/15	08/18/16	10/18/18	Caltrans	Caltrans	Caltrans	Caltrans
0412000157	SHOPP	SON	VAR	PAVE GORES AND CONSTRUCT MAINTENANCE VEHICLE PULLOUTS.	0.00	0.00	0.02	0.14	0.00	0.00	0.00	0.00	SHOPP	2014	No	No	No	No	40%	1,401,000	559,000	100,000	150,000	44,000	265,000	1,184,563	988,857	01/11/17	11/22/17	10/29/19	Caltrans	Caltrans	Caltrans	Caltrans
0412000159	SHOPP	CC	242	PAVEMENT REHABILITATION.	0.04	2.60	0.46	0.00	0.00	0.25	0.00	0.00	SHOPP	2016	No	No	No	No	32%	11,789,000	3,740,000	990,000	1,210,000	110,000	1,430,000	0	379,302	01/25/21	03/01/22	03/01/23	Caltrans	Caltrans	Caltrans	Caltrans
0412000161	SHOPP PA	SM	280	TO REPLACE AND REMEDIATE THE EXISTING CORRODING CULVERTS.	3.28	0.00	0.00	0.00	0.11	0.00	0.00	0.00	N/A	N/A	No	No	No	No								0	0	05/01/22	05/01/24	05/01/26	Caltrans	Caltrans	Caltrans	Caltrans
0412000170	SHOPP	NAP	128	INSTALL SLOPE INDICATORS,INSTALL NEW HORIZONTAL DRAINS AND CLEAN EXISTING HORIZONTAL DRAINS	0.00	0.00	0.00	0.18	0.00	0.00	0.00	0.00	SHOPP	2012	No	No	No	No	137%	655,000	900,000	250,000	250,000	50,000	350,000	544,873	1,230,026	01/12/15	12/23/16	07/31/19	Caltrans	Caltrans	Caltrans	Caltrans
0412000195	BOND CMIA	SON	101	CONSTRUCT I/C, REPLACE BR	0.00	0.00	0.00	0.43	0.00	0.00	0.00	0.09	STIP	2012	No	No	No	No							79,059,373	17,545,345	01/11/13	11/29/17	03/15/19	Caltrans	Caltrans	Sonoma County Transportation Authority	Caltrans
0412000208	PARTNERSHIP	SCL	101	IMPROVE TRAFFIC OPERATIONS (TOS)IN STALL RAMP METERING, WIDEN ROADWAYS AT 4 DIFFERENT ON-RAMP LICATIONS	0.00	0.00	0.00	0.30	0.00	0.00	0.00	0.00	N/A	N/A	No	No	No	No								0	511,204	12/14/18	12/31/19	04/17/19	Santa Clara Valley Transportation Authority	Santa Clara Valley Transportation Authority	Santa Clara Valley Transportation Authority	Santa Clara Valley Transportation Authority
0412000227	PARTNERSHIP	SM	101	REPLACEMENT LANDSCAPING	0.00	0.00	0.11	0.18	0.00	0.00	0.00	0.00	STIP	2008	No	No	No	No	83%	1,253,000	1,045,000	200,000	341,000	44,000	460,000	962,023	1,044,423	10/03/13	09/29/17	11/02/18	Caltrans	Caltrans	Caltrans	Caltrans
0412000310	SHOPP	NAP	121	ROADWAY WIDENING.	0.00	2.00	0.65	0.00	0.00	1.20	0.00	0.00	SHOPP	2016	No	Yes	Yes	No	52%	8,920,000	4,660,000	2,020,000	1,530,000	210,000	900,000	0	1,722,606	03/13/20	12/26/25	12/31/27	Caltrans	Caltrans	Caltrans	Caltrans
0412000312	PARTNERSHIP	SOL	080	CONSTRUCT THE CONNECTOR FROM I-80 WESTBOUND TO I-680 SOUTHBOUND.	0.00	4.23	6.95	0.00	0.00	0.15	0.00	0.00	STIP	2012	No	No	No	No								0	3,038,530	09/01/20	09/01/23	11/01/25	Solano Transportation Authority	Solano Transportation Authority	Solano Transportation Authority	Caltrans
0412000314	SHOPP	SON	012	INSTALL CONCRETE MEDIAN BARRIER AND MIDWEST GUARDRAIL SYSTEM.	0.00	0.00	2.00	4.12	0.00	0.00	0.00	0.61	SHOPP	2016	No	No	No	Yes	72%	5,779,000	4,140,000	860,000	1,300,000	250,000	1,730,000	8,050	2,270,472	01/04/18	12/31/18	12/31/20	Caltrans	Caltrans	Caltrans	Caltrans
0412000332	SHOPP	SOL	080	CONVERT EXISTING HOV LANE TO EXPRES LANE PM11.2/20.1 & CONST NEW EXPRES LANE PM 20.1/29.3	0.00	0.28	0.36	19.91	0.00	0.00	0.00	4.26	N/A	N/A	No	No	No	No								0	5,973,578	07/13/18	12/01/20	02/01/23	Solano Transportation Authority	Solano Transportation Authority	Solano Transportation Authority	Caltrans
0412000335	SHOPP	ALA	880	REHABILITATE ROADWAY.	0.00	0.36	0.04	4.87	0.00	0.17	0.00	0.00	SHOPP	2016	No	No	No	No	52%	8,100,000	4,210,000	10,000	2,000,000	100,000	2,100,000	0	355,584	12/19/18	11/01/19	01/03/22	Caltrans	Caltrans	Caltrans	Caltrans
0412000347	SHOPP	ALA	580	CLEAN AND PAINT STRUCTURAL STEEL GIRDERS, REPLACE AND UPGRADE ELECTRICAL EQUIPMENT, INSTALL TOS ELEMENTS, AND REPLACE STRUCTURAL SIGN PANELS	0.00	0.00	0.00	0.90	0.00	0.00	0.00	0.14	SHOPP	2014	No	No	No	Yes	37%	16,320,000	6,055,000	5,000	2,800,000	250,000	3,000,000	13,966,026	5,929,694	12/22/15	05/01/19	12/30/22	Caltrans	Caltrans	Caltrans	Caltrans
0412000357	SHOPP	ALA	080	REPLACE METAL BEAM GUARD RAIL WITH CONCRETE BARRIER.	0.00	0.00	0.23	0.16	0.00	0.00	0.00	0.01	SHOPP	2016	No	No	No	No	68%	2,328,000	1,588,000	343,000	640,000	100,000	505,000	936,616	1,381,044	05/09/17	06/01/18	08/31/20	Caltrans	Caltrans	Caltrans	Caltrans
0412000405	BOND CMIA	ALA	580	WIDEN FREEWAY, BRIDGES AND HMA	0.00	0.00	0.00	0.22	0.00	0.00	0.00	0.00	STIP	2012	No	No	No	No							35,151,731	6,756,674	12/20/12	05/20/16	08/01/19	Alameda County Transportation Authority	Alameda County Transportation Authority	Alameda County Transportation Authority	Caltrans
0412000406	BOND CMIA	SON	101	WIDEN ROUTE 101, RECONSTRUCT HWY	0.00	0.00	0.00	0.15	0.00	0.00	0.00	0.00	STIP	2010	No	No	No	No							25,592,002	5,079,263	01/10/13	12/20/16	12/14/18	Caltrans	Caltrans	Sonoma County Transportation Authority	Caltrans
0412000409	SHOPP	SCL	009	REPLACE BRIDGE.	0.00	4.70	1.11	0.00	0.00	3.40	0.00	0.00	SHOPP	2016	No	No	No	No	35%	18,447,000	6,522,000	3,200,000	1,400,000	396,000	1,526,000	0	2,573,001	10/19/20	10/19/22	10/21/24	Caltrans	Caltrans	Caltrans	Caltrans
0412000410	PHASE II/TOLL SEISMIC/OTHER TOLL	VAR	080	LANDSCAPE AND RESTORE VEGERATIONS AND PLANTS	0.00	0.00	0.00	0.00	0.00	0.00	0.00	0.00	N/A	N/A	No	Yes	Yes	No								0	285,763	01/15/19	01/15/22	08/01/22	Caltrans	Caltrans	Caltrans	Caltrans
0412000446	PARTNERSHIP	SOL	080	SHOULDER IMPROVEMENT, RECONSTRUCT SIGNAL INTERSECTION, CONSTRUCT NEW PEDESTRIAN CROSSWALK	0.10	0.86	0.12	0.00	0.00	0.03	0.00	0.00	N/A	N/A	Yes	No	No	No								0	308,668	09/05/20	09/05/22	11/05/24	Fairfield, City of	Fairfield, City of	Fairfield, City of	Fairfield, City of
0412000463	SHOPP	SON	116	CONSTRUCT LEFT-TURN AND D MERGE LANES.	0.00	0.76	0.24	1.32	0.00	0.35	0.00	0.51	SHOPP	2016	No	No	No	No	75%	6,571,000	4,897,000	1,497,000	2,000,000	200,000	1,200,000	41,801	3,382,218	12/03/18	12/01/19	12/01/20	Caltrans	Caltrans	Caltrans	Caltrans
0412000464	PARTNERSHIP	SF	080	CONSTRUCT TUNNEL AND OPEN PORTAL TUNNEL UNDER I-80	0.00	0.00	0.00	0.06	0.00	0.00	0.00	0.00	N/A	N/A	No	No	No	Yes								0	107,321	01/31/18	11/01/18	03/01/21	Caltrans	Caltrans	San Francisco, City of	San Francisco, City of
0412000477	SHOPP	SOL	780	REPLACE BRIDGE	0.00	0.00	0.02	0.36	0.00	0.00	0.00	0.02	SHOPP	2014	No	No	No	No	53%	7,231,000	3,811,000	504,000	1,200,000	165,000	1,942,000	3,989,600	4,516,853	02/27/17	03/31/18	05/29/20	Caltrans	Caltrans	Caltrans	Caltrans
0412000480	SHOPP	MRN	101	UPGRADE BRIDGE RAIL	0.00	0.00	0.15	0.13	0.00	0.00	0.00	0.01	SHOPP	2014	No	No	No	No	43%	9,481,000	4,100,000	1,210,000	1,100,000	200,000	1,590,000	7,881,695	4,271,494	03/03/16	04/16/18	12/29/19	Caltrans	Caltrans	Caltrans	Caltrans
0412000481	SHOPP	MRN	580	UPGRADE BRIDGE RAILS.	0.00	0.00	0.14	0.08	0.00	0.00	0.00	0.01	SHOPP	2014	No	No	No	No	84%	2,045,000	1,708,000	357,000	692,000	59,000	600,000	1,669,182	1,618,485	11/02/15	07/12/16	02/28/19	Caltrans	Caltrans	Caltrans	Caltrans
0412000483	SHOPP	SOL	080	REHABILITATE AND REPLACE BRIDGES.	0.00	0.00	0.03	0.58	0.00	0.00	0.00	0.05	SHOPP	2014	No	No	No	No	66%	7,521,000	4,942,000	1,040,000	1,460,000	240,000	2,202,000	3,303,891	5,083,363	02/07/17	06/30/18	08/28/20	Caltrans	Caltrans	Caltrans	Caltrans
0412000490	SHOPP	SON	101	UPGRADE ELECTROLIERS	0.00	0.00	0.00	0.09	0.00	0.00	0.00	0.00	SHOPP	2016	No	No	No	Yes	110%	1,170,000	1,285,000	200,000	800,000	50,000	235,000	0	990,781	11/30/17	02/28/19	12/01/18	Caltrans	Caltrans	Caltrans	Caltrans
0412000491	SHOPP	NAP	029	CONSTRUCT CONCRETE BARRIER.	0.00	0.00	0.01	0.38	0.00	0.00	0.00	0.01	SHOPP	2016	No	No	No	Yes	45%	2,507,000	1,127,000	306,000	606,000	18,000	197,000	3,200	993,322	11/17/17	12/28/18	12/31/20	Caltrans	Caltrans	Caltrans	Caltrans
0412000496	PARTNERSHIP	SM	092	INTERCHANGE IMPROVEMENT	0.00	0.00	0.12	0.83	0.00	0.00	0.00	0.74	STIP	2016	No	No	No	Yes	40%	19,572,000	7,792,000	967,000	3,700,000	25,000	3,100,000	10,648,507	7,413,981	02/14/17	12/24/18	06/30/20	Caltrans	Caltrans	Caltrans	Caltrans
0412000497	SHOPP	SOL	080	INSTALL MEDIAN CONCRETE BARRIER	0.00	1.45	0.13	8.45	0.00	0.20	0.00	0.58	SHOPP	2016	No	No	No	No	37%	14,710,000	5,400,000	0	2,600,000	200,000	2,600,000	0	1,495,167	06/18/18	12/01/19	02/01/22	Caltrans	Caltrans	Caltrans	Caltrans
0412000504	SHOPP	SOL	012	INSTALL TRAFFIC LIGHT.	0.00	0.08	0.01	2.40	0.00	0.10	0.00	0.00	SHOPP	2016	No	No	No	No	64%	4,742,000	3,027,000	1,359,000	1,100,000	100,000	468,000	26,281	1,661,611	09/01/18	09/01/19	11/01/21	Caltrans	Caltrans	Caltrans	Caltrans
0412000519	SHOPP	SON	101	REPAIR SLIPOUT.	0.00	0.00	0.00	0.10	0.00	0.00	0.00	0.01	SHOPP	2014	No	No	No	No	93%	907,000	840,000	350,000	235,000	25,000	230,000	666,988	1,069,401	12/22/15	07/18/16	02/28/19	Caltrans	Caltrans	Caltrans	Caltrans
0412000557	PARTNERSHIP	SON	116	INTERSECTION IMPROVEMENT (ROUND ABOUT)	0.00	1.44	1.05	0.00	0.00	0.01	0.00	0.00	N/A	N/A	No	No	No	No								0	1,248,904	04/15/20	10/30/20	12/30/20	Sonoma County Transportation Authority	Caltrans	Sonoma County Transportation Authority	Caltrans
0412000576	PHASE II/TOLL SEISMIC/OTHER TOLL	ALA	092	REPLACEMENT PLANTING AND IRRIGATION	0.00	0.00	0.06	0.24	0.00	0.00	0.00	0.00	N/A	N/A	No	No	No	No	61%	1,502,000	920,000	0	500,000	20,000	400,000	1,284,323	1,111,294	06/13/13	04/14/17	06/14/19	Caltrans	Caltrans	Caltrans	Caltrans

Attachment 1
COS Fiscal Year 2018-19 Project Workload File

EFIS ID	Project Type	CO	RTE	Work Description	DIST PAED	DIST PSE	DIST RW	DIST CON	DES PAED	DES PSE	DES RW	DES CON	Document	Document Year	PA&ED in 18/19	RTL in 18/19	RW Cert in 18/19	CCA in 18/19	Support To Capital %[2]	Total Capital Budget[1]	Total Support Budget[1]	Environmental Support Budget	Design Support Budget	Right of Way Support Budget	Construction Support Budget	Total Capital Expenditures	Total Support Expenditures	Estimated Construction Start Date[3]	Estimated Construction End Date[4]	Estimated Project End Date[5]	PAED Implementing Agency	PSE Implementing Agency	ROW Implementing Agency	CON Implementing Agency
0412000581	SHOPP	SCL	152	PLANTING AND ENVIRONMENTAL MITIGATION.	0.00	0.00	0.03	0.47	0.00	0.00	0.00	0.00	SHOPP	2014	No	No	No	No	68%	2,636,000	1,800,000	0	600,000	350,000	850,000	121,879	1,387,241	04/12/17	12/14/22	12/10/24	Caltrans	Caltrans	Caltrans	Caltrans
0412000601	SHOPP	ALA	680	REPAIR SLOPE AND INSTALL SLOPE PAVING.	0.00	0.00	0.08	0.09	0.00	0.00	0.00	0.00	SHOPP	2014	No	No	No	No	218%	291,000	635,000	260,000	175,000	25,000	175,000	281,000	464,284	05/15/15	10/03/16	12/31/18	Caltrans	Caltrans	Caltrans	Caltrans
0412000602	SHOPP	ALA	880	INSTALL PRESSURE GROUTING.	0.00	0.00	0.00	1.34	0.00	0.00	0.00	0.14	SHOPP	2016	No	No	No	No	33%	9,182,000	3,014,000	850,000	950,000	64,000	1,150,000	0	1,289,076	10/06/17	04/16/18	08/31/20	Caltrans	Caltrans	Caltrans	Caltrans
0412000603	SHOPP	ALA	880	IMPROVE DRAINAGE SYSTEM. CONSTRUCT MAINTENANCE ACCESS ROAD; AND RECONSTRUCT IRRIGATION SYSTEM	0.00	0.00	0.00	0.08	0.00	0.00	0.00	0.00	SHOPP	2014	No	No	No	No	232%	505,000	1,174,000	274,000	500,000	20,000	380,000	411,328	1,375,647	01/11/17	12/01/17	11/29/19	Caltrans	Caltrans	Caltrans	Caltrans
0412000606	SHOPP	CC	680	PLACE ROCK SLOPE PROTECTION, REPAIR DAMAGE CRIB WALL, AND RECONSTRUCT DAMAGED ROADWAY PAVEMENT	0.00	0.00	0.00	1.31	0.00	0.00	0.00	0.01	SHOPP	2014	No	No	No	No	44%	4,759,000	2,114,000	480,000	864,000	50,000	720,000	2,624,871	2,021,891	01/22/16	08/18/16	12/31/18	Caltrans	Caltrans	Caltrans	Caltrans
0412000608	PHASE II/TOLL SEISMIC/OTHER TOLL	VAR	080	BRIDGE REPLACEMENT: REMOVE BRIDGE & SALVAGE BRDG ELEMENTS.	0.00	0.00	0.05	1.13	0.00	0.00	0.00	0.49	N/A	N/A	No	No	No	No	15%	103,500,000	16,000,000	0	0	0	16,000,000	76,808,962	9,847,086	04/08/15	03/31/18	06/30/19	Caltrans	Caltrans	Caltrans	Caltrans
0412000617	SHOPP	SON	101	REGRADE SLOPE.	0.00	0.00	0.00	0.03	0.00	0.00	0.00	0.00	SHOPP	2014	No	No	No	No	106%	924,000	981,000	405,000	270,000	40,000	266,000	392,119	970,395	11/02/15	08/04/16	02/28/19	Caltrans	Caltrans	Caltrans	Caltrans
0412000618	SHOPP	SON	121	CONSTRUCT CIDH PILE WALL TO RESIST SLIPOUT	0.00	0.00	0.15	0.21	0.00	0.00	0.00	0.02	SHOPP	2014	No	No	No	No	100%	1,125,000	1,125,000	200,000	300,000	25,000	600,000	623,609	1,416,517	02/04/16	09/01/16	02/28/19	Caltrans	Caltrans	Caltrans	Caltrans
0412000622	SHOPP	SM	084	ROUTES 84/280 SEPARATION CONSTRUCT SECANT WALL.	0.00	0.00	0.17	0.05	0.00	0.00	0.00	0.01	SHOPP	2014	No	No	No	No	54%	5,150,000	2,760,000	450,000	1,030,000	180,000	1,100,000	3,684,170	3,293,742	12/22/15	01/02/18	01/01/20	Caltrans	Caltrans	Caltrans	Caltrans
0412000624	SHOPP	SM	001	REPAIR SLIPOUT.	0.00	0.00	0.04	0.27	0.00	0.00	0.00	0.00	SHOPP	2016	No	No	No	No	178%	1,439,000	2,566,000	1,200,000	816,000	100,000	450,000	9,996	1,971,628	11/30/17	03/30/18	11/01/19	Caltrans	Caltrans	Caltrans	Caltrans
0412000628	PARTNERSHIP	CC	004	INSTALL RAMP METERS AND TOS ELEMENT WIDEN ON-RAMPS TO PROVIDE HOV PREFERENTIAL LANES	0.00	0.00	0.60	0.01	0.00	0.00	0.00	0.00	N/A	N/A	No	No	No	No	18%	56,028,000	9,983,000	0	4,588,000	7,000	5,388,000	12,225,062	7,274,441	09/02/14	11/04/16	12/31/18	Caltrans	Caltrans	Caltrans	Caltrans
0412000634	STIP	VAR	024	ROADWAY PLANTING	0.00	0.00	0.22	0.48	0.00	0.00	0.00	0.00	STIP	2014	No	No	No	Yes	49%	3,192,000	1,550,000	0	400,000	50,000	1,100,000	1,760,124	1,080,683	08/21/14	06/28/19	07/13/19	Caltrans	Caltrans	Caltrans	Caltrans
0412000635	SHOPP	MRN	001	CONSTRUCT AN EARTH RETAINING SYSTEM AND IMPROVE DRAINAGE.	0.00	0.00	0.00	0.38	0.00	0.00	0.00	0.10	SHOPP	2016	No	No	No	Yes	107%	2,455,000	2,630,000	400,000	1,300,000	50,000	880,000	0	2,027,788	05/09/17	12/28/18	12/31/20	Caltrans	Caltrans	Caltrans	Caltrans
0412000636	SHOPP	MRN	580	RE-GRADE SLOPE AND REPAIR DOWN DRAIN	0.00	0.00	0.06	0.29	0.00	0.00	0.00	0.00	SHOPP	2014	No	No	No	No	152%	689,000	1,046,000	250,000	427,000	126,000	243,000	460,698	907,619	09/01/16	07/18/17	10/29/19	Caltrans	Caltrans	Caltrans	Caltrans
0412000640	SHOPP	ALA	013	CONSTRUCT MICROPILE AND SLOPE STRESSING SYSTEM	0.00	0.00	0.00	0.07	0.00	0.00	0.00	0.00	SHOPP	2012	No	No	No	No	15%	7,700,000	1,180,000	0	150,000	30,000	1,000,000	6,796,349	2,791,117	08/21/12	10/24/14	10/01/18	Caltrans	Caltrans	Caltrans	Caltrans
0412000642	SHOPP	NAP	029	REPLACEMENT HIGHWAY PLANTING.	0.00	0.00	0.00	0.24	0.00	0.00	0.00	0.00	SHOPP	2014	No	No	No	No	124%	464,000	575,000	0	205,000	40,000	330,000	187,396	465,973	11/28/16	12/31/21	12/31/23	Caltrans	Caltrans	Caltrans	Caltrans
0412000643	STIP	NAP	012	HIGHWAY PLANTING REPLACEMENT	0.00	0.00	0.00	0.31	0.00	0.00	0.00	0.00	STIP	2014	No	No	No	No	67%	646,000	434,000	0	140,000	4,000	290,000	412,220	302,545	08/19/15	03/03/20	03/03/22	Caltrans	Caltrans	Caltrans	Caltrans
0412000644	SHOPP	NAP	121	HIGHWAY PLANTING REVEGETATION	0.00	0.00	0.00	0.19	0.00	0.00	0.00	0.00	SHOPP	2014	No	No	No	No	132%	319,000	420,000	0	150,000	20,000	250,000	203,034	558,821	06/22/15	07/31/20	09/30/22	Caltrans	Caltrans	Caltrans	Caltrans
0412000649	PARTNERSHIP	SON	101	WIDEN NB & SB HOV LANES FROM MRN/SON COUNTY LINE TO PETALUMA BLVD. SOL. IC	0.00	0.00	0.00	6.05	0.00	0.00	0.00	2.77	STIP	2016	No	No	No	No								0	2,263,604	02/16/18	12/31/19	12/31/21	Caltrans	Sonoma County Transportation Authority	Sonoma County Transportation Authority	Caltrans
0412021276	SHOPP	NAP	029	CONSTRUCT ADA RAMPS.	0.00	0.00	0.11	1.19	0.00	0.00	0.00	0.06	SHOPP	2016	No	No	No	Yes	133%	1,726,000	2,289,000	700,000	846,000	393,000	350,000	25,174	1,589,041	04/30/18	11/01/18	12/01/20	Caltrans	Caltrans	Caltrans	Caltrans
0413000034	PARTNERSHIP	ALA	VAR	INTEGRATED CORRIDOR MANAGEMENT	0.00	0.00	0.00	0.93	0.00	0.00	0.00	0.00	N/A	N/A	No	No	No	Yes								0	750,289	12/15/17	02/01/19	02/01/20	MTC	MTC	MTC	MTC
0413000049	SHOPP	MRN	101	REPLACE BRIDGE.	0.00	0.20	3.35	2.22	0.00	0.38	0.00	3.01	SHOPP	2016	No	No	No	No	65%	9,116,000	5,961,000	1,190,000	1,900,000	300,000	2,571,000	3,706	1,068,336	11/21/18	04/17/20	06/16/21	Caltrans	Caltrans	Caltrans	Caltrans
0413000050	SHOPP	ALA	580	REPLACE BRIDGE DECK.	0.00	0.00	0.00	1.03	0.00	0.00	0.00	0.71	SHOPP	2016	No	No	No	Yes	44%	6,642,000	2,938,000	781,000	1,250,000	36,000	871,000	0	1,964,772	12/27/17	01/24/19	11/21/22	Caltrans	Caltrans	Caltrans	Caltrans
0413000051	SHOPP	NAP	128	BRIDGE REHABILITATION.	0.00	1.32	0.08	2.50	0.00	0.16	0.00	0.99	SHOPP	2016	No	No	No	No	50%	12,949,000	6,476,000	1,560,000	2,100,000	216,000	2,600,000	41,211	3,510,868	11/19/18	12/31/21	12/31/23	Caltrans	Caltrans	Caltrans	Caltrans
0413000052	SHOPP	SM	001	REPLACE BRIDGE.	0.00	0.00	0.17	2.09	0.00	0.00	0.00	1.59	SHOPP	2016	No	No	No	Yes	97%	4,417,000	4,275,000	500,000	2,250,000	125,000	1,400,000	4,800	2,530,476	03/15/18	03/15/19	07/01/21	Caltrans	Caltrans	Caltrans	Caltrans
0413000054	SHOPP	SCL	085	DECK-ON-DECK NORTHBOUND AND OVERLAY DECK SOUTHBOUND.	0.00	0.00	0.10	1.12	0.00	0.00	0.00	0.55	SHOPP	2016	No	No	No	No	54%	3,839,000	2,092,000	360,000	950,000	72,000	710,000	0	1,274,952	03/14/18	10/16/23	10/16/25	Caltrans	Caltrans	Caltrans	Caltrans
0413000055	SHOPP	CC	242	REHABILITATE BRIDGE.	0.00	0.00	0.09	0.66	0.00	0.00	0.00	0.25	SHOPP	2016	No	No	No	Yes	95%	2,439,000	2,305,000	360,000	1,254,000	265,000	426,000	126,945	1,669,861	04/16/18	11/05/18	08/03/21	Caltrans	Caltrans	Caltrans	Caltrans
0413000058	SHOPP	ALA	880	SEISMIC RETROFIT WITH GRADE BEAMS MICROPILES AND COLUMN CASINGS; REHABILITATE THE DECK, REPLACE APPROACH SLABS AND EROSION CONTROL.	0.00	1.15	0.25	1.43	0.00	0.51	0.00	1.17	SHOPP	2016	No	No	No	No	88%	5,420,000	4,795,000	1,131,000	1,874,000	90,000	1,700,000	0	2,099,086	12/06/18	12/08/20	12/08/21	Caltrans	Caltrans	Caltrans	Caltrans
0413000059	SHOPP	CC	580	BRIDGE REPLACEMENT SEISMIC RETROFIT.	0.00	0.00	0.13	3.98	0.00	0.00	0.00	3.29	SHOPP	2016	No	No	No	Yes	36%	17,332,000	6,263,000	750,000	2,483,000	180,000	2,850,000	0	2,857,807	03/19/18	11/30/18	07/26/21	Caltrans	Caltrans	Caltrans	Caltrans
0413000062	SHOPP	NAP	121	REPAIR BRIDGE GIRDERS.	0.00	0.32	0.14	1.57	0.00	0.07	0.00	0.49	SHOPP	2016	No	No	No	Yes	70%	2,432,000	1,708,000	538,000	450,000	208,000	512,000	0	864,766	11/30/18	06/03/19	07/09/21	Caltrans	Caltrans	Caltrans	Caltrans
0413000064	SHOPP	ALA	580	REHABILITATE BRIDGE DECK.	0.00	0.00	0.12	2.10	0.00	0.00	0.00	2.17	SHOPP	2016	No	No	No	Yes	52%	5,305,000	2,736,000	0	1,450,000	36,000	1,250,000	0	1,450,397	08/06/18	11/30/18	11/30/20	Caltrans	Caltrans	Caltrans	Caltrans
0413000080	SHOPP	SON	012	SCOUR MITIGATION	0.00	4.84	1.98	0.00	0.00	2.64	0.00	0.00	SHOPP	2016	No	No	No	No	73%	9,150,000	6,669,000	1,519,000	2,650,000	500,000	2,000,000	0	1,050,037	12/01/20	12/31/20	12/31/21	Caltrans	Caltrans	Caltrans	Caltrans
0413000081	SHOPP PA	SOL	084	BRIDGE PRESERVATION.	3.23	0.00	0.16	0.00	0.23	0.00	0.00	0.00	N/A	N/A	No	No	No	No								0	0	12/30/22	10/30/23	12/30/25	Caltrans	Caltrans	Caltrans	Caltrans
0413000086	PARTNERSHIP	SCL	280	RAMP IMPROVEMENTS	0.00	0.55	0.22	1.52	0.00	0.07	0.00	0.00	N/A	N/A	No	Yes	Yes	No								0	254,854	12/28/18	01/03/20	01/31/22	Santa Clara Valley Transportation Authority	Santa Clara Valley Transportation Authority	Santa Clara Valley Transportation Authority	Santa Clara Valley Transportation Authority
0413000088	SHOPP	VAR	004	WEIGH IN MOTION	0.00	0.00	0.00	0.01	0.00	0.00	0.00	0.00	SHOPP	2014	No	No	No	No	42%	2,145,000	897,000	0	456,000	33,000	408,000	1,920,712	1,083,189	10/23/15	10/31/16	11/01/18	Caltrans	Caltrans	Caltrans	Caltrans
0413000094	PARTNERSHIP	SCL	101	CONSTRUCT PEDESTRIAN / BICYCLE OVERCROSSING	0.00	0.45	0.00	0.78	0.00	0.35	0.00	0.02	N/A	N/A	No	Yes	Yes	No								0	711,797		12/16/20	12/13/23	Palo Alto, City of	Palo Alto, City of	Palo Alto, City of	Palo Alto, City of
0413000097	SHOPP	ALA	238	BRIDGE MAINTENANCE.	0.00	0.28	0.04	1.31	0.00	0.25	0.00	0.97	SHOPP	2016	No	No	No	No	56%	7,184,000	4,022,000	864,000	995,000	72,000	2,091,000	0	576,893	12/06/18	12/06/19	12/08/20	Caltrans	Caltrans	Caltrans	Caltrans
0413000100	PARTNERSHIP	CC	004	CONSTRUCT A GRADE SEPARATED BALFOUR ROAD INTERCHANGE	0.00	0.00	0.23	1.84	0.00	0.00	0.00	0.12	N/A	N/A	No	No	No	Yes								4,837	3,420,324	11/01/16	05/01/19	06/01/20	Contra Costa Transportation Authority	SR 4 Bypass Authority	Contra Costa Transportation Authority	Contra Costa Transportation Authority
0413000122	SHOPP	CC	004	PLACE VEGETATION CONTROL, CONSTRUCT MAINTENANCE VEHICLE PULLOUT (MVP) AND PAVE GORE AREAS.	0.00	0.00	0.04	2.20	0.00	0.00	0.00	0.01	SHOPP	2016	No	No	No	Yes	49%	6,393,000	3,136,000	950,000	1,396,000	90,000	700,000	0	2,129,503	01/04/18	12/31/18	12/31/20	Caltrans	Caltrans	Caltrans	Caltrans
0413000123	SHOPP	ALA	580	UPGRADE SIDEWALK AND CURB RAMPS.	0.00	0.00	0.00	0.33	0.00	0.00	0.00	0.00	SHOPP	2016	No	No	No	No	99%	1,966,000	1,955,000	177,000	1,060,000	53,000	665,000	1,388,012	1,810,559	01/11/17	08/30/19	07/31/20	Caltrans	Caltrans	Caltrans	Caltrans
0413000124	SHOPP	SCL	152	INSTALL TRAFFIC CENSUS STATION WITH WEIGH-IN-MOTION	0.00	0.00	0.13	0.16	0.00	0.00	0.00	0.00	SHOPP	2014	No	No	No	No	70%	1,369,000	960,000	0	450,000	10,000	500,000	1,183,419	1,141,263	09/28/16	11/22/17	08/03/20	Caltrans	Caltrans	Caltrans	Caltrans
0413000125	SHOPP	ALA	013	PAVE BEYOND GORE AREAS.	0.00	0.00	0.01	0.00	0.00	0.00	0.00	0.00	SHOPP	2016	No	No	No	Yes	52%	2,782,000	1,450,000	280,000	390,000	80,000	700,000	0	740,857	07/31/17	07/31/18	09/28/20	Caltrans	Caltrans	Caltrans	Caltrans
0413000126	PARTNERSHIP	ALA	880	HIGHWAY PLANTING	0.00	0.28	0.00	0.71	0.00	0.06	0.00	0.00	STIP	2010	No	Yes	Yes	No								127,017	2,436	10/01/18	10/01/19	12/01/21	Alameda County Transportation Commission	Alameda County Transportation Commission	Alameda County Transportation Commission	Alameda County Transportation Commission
0413000127	PARTNERSHIP	ALA	084	WIDEN ROAD AND REPLACE BRIDGE.	0.00	0.00	0.18	0.74	0.00	0.00	0.00	0.08	N/A	N/A	No	No	No	Yes								0	456,698	02/16/17	08/01/18	09/01/20	Federal Highway Administration (FHWA)	Federal Highway Administration (FHWA)	Federal Highway Administration (FHWA)	Federal Highway Administration (FHWA)
0413000132	SHOPP	ALA	880	PAVE SIDE SLOPE AREAS.	0.00	0.00	0.01	0.08	0.00	0.00	0.00	0.00	SHOPP	2016	No	No	No	Yes	39%	5,090,000	2,008,000	288,000	744,000	47,000	929,000	0	1,022,219	11/17/17	11/23/18	07/20/19	Caltrans	Caltrans	Caltrans	Caltrans
0413000133	PHASE II/TOLL SEISMIC/OTHER TOLL	ALA	080	RECONSTRUCT MAINTENANCE FACILITIES.	0.00	0.00	0.00	0.21	0.00	0.00	0.00	0.11	SHOPP	2012	No	No	No	No	41%	18,400,000	7,524,000	656,000	3,700,000	10,000	3,158,000	17,701,531	16,238,462	08/19/14	12/29/17	04/15/20	Caltrans	Caltrans	Caltrans	Caltrans
0413000140	SHOPP	SM	001	REHABILITATE PAVEMENT.	0.00	0.00	0.05	6.67	0.00	0.00	0.00	2.22	SHOPP	2016	No	No	No	No	27%	14,760,000	4,012,000	1,400,000	1,432,000	60,000	1,120,000	8,687	2,705,054	02/05/18	12/01/19	10/01/21	Caltrans	Caltrans	Caltrans	Caltrans
0413000162	SHOPP	ALA	880	REHABILITATE PAVEMENT.	0.00	0.00	0.01	12.28	0.00	0.00	0.00	1.61	SHOPP	2016	No	No	No	No								3,600	6,999,570	02/26/18	01/02/20	01/02/22	Bay Area Infrastructure Financing Authority (BAIFA)	Caltrans	Caltrans	Caltrans
0413000199	PARTNERSHIP	CC	004	MODIFY THE RAMPS AT INTERCHANGE	0.00	0.14	0.08	0.40	0.00	0.01	0.00	0.00	N/A	N/A	No	Yes	Yes	No								0	163,272	12/20/18	10/19/21	11/17/23	MTC	MTC	MTC	MTC
0413000203	PARTNERSHIP	SCL	082	INTEGRATE BUS RAPID TRANSIT (BRT) SUPPORT ELEMENTS ON STATE ROUTE 82	0.83	1.94	0.02	0.00	0.00	0.00	0.00	0.00	N/A	N/A	Yes	No	No	No								0	29,605	02/17/20	10/30/20	12/31/21	Santa Clara Valley Transportation Authority	Santa Clara Valley Transportation Authority	Santa Clara Valley Transportation Authority	Santa Clara Valley Transportation Authority
0413000204	PARTNERSHIP	SCL	237	SR 23/ US 101/ MATHILDA AVE INTERCHANGE IMPROVEMENTS.	0.00	1.85	0.10	0.19	0.00	0.14	0.00	0.05	N/A	N/A	No	Yes	Yes	No								0	1,636,692	05/21/19	06/08/20	08/05/22	Santa Clara Valley Transportation Authority	Santa Clara Valley Transportation Authority	Santa Clara Valley Transportation Authority	Santa Clara Valley Transportation Authority
0413000206	STIP	SM	101	HOV EXPRESS LANES ON US 101 FROM WIPPLE AVE TO THE SM/SF COUNTY LINE.	0.00	33.67	1.10	0.10	0.00	5.74	0.00	0.04	N/A	N/A	No	Yes	Yes	No								0	9,039,776	06/01/19	06/01/21	06/01/22	Caltrans	Caltrans	Caltrans	Caltrans
0413000207	PARTNERSHIP	SM	101	CONSTRUCT PEDESTRIAN OVERCROSSING	0.00	0.00	0.00	1.23	0.00	0.00	0.00	0.56	N/A	N/A	No	No	No	No								0	852,188	11/01/17	07/01/19	07/01/20	East Palo Alto, City of	East Palo Alto, City of	East Palo Alto, City of	East Palo Alto, City of
0413000209	PARTNERSHIP	SM	101	CONSTRUCT CLASS 1 PEDESTRIAN & BICYCLE GRADE SEP CROSSING OVER HW 101 S OF HILLSDALE BL INTERCHANGE & CLASS 2.	0.00	1.49	0.01	0.00	0.00	0.07	0.00	0.00	N/A	N/A	No	No	No	No								0	511,866	04/01/20			San Mateo, City of	San Mateo, City of	San Mateo, City of	San Mateo, City of
0413000210	PARTNERSHIP	SM	101	101/PENINSULA AVE INTERCHANGE	1.89	0.00	0.00	0.00	0.04	0.00	0.00	0.00	N/A	N/A	No	No	No	No								0	44,476				San Mateo County Transportation Authority	San Mateo County Transportation Authority	San Mateo County Transportation Authority	San Mateo County Transportation Authority
0413000213	PARTNERSHIP	SON	101	CONSTRUCT BICYCLE AND PEDESTRIAN BRIDGE CROSSING OVER	1.00	0.00	0.00	0.00	0.50	0.00	0.00	0.00	N/A	N/A	Yes	No	No	No								0	0			12/30/22	Santa Rosa, City of	Caltrans	Caltrans	Caltrans
0413000216	PARTNERSHIP	CC	680	CONVERSION OF HIGH OCCUPANCY VEHICLE (HOV) LANES TO EXPRESS LANES	0.00	0.00	0.00	1.82	0.00	0.00	0.00	0.39	N/A	N/A	No	No	No	Yes								0	2,113,314	07/03/17	12/28/18	02/28/20	Contra Costa Transportation Authority	Contra Costa Transportation Authority	Contra Costa Transportation Authority	Contra Costa Transportation Authority
0413000221	PARTNERSHIP	ALA	092	REPLACEMENT PLANTING ANG IRRIGATION	0.00	0.00	0.11	0.20	0.00	0.00	0.00	0.00	N/A	N/A	No	No	No	No	47%	2,010,000	940,000	0	400,000	20,000	520,000	608,029	968,347	10/22/14	06/15/18	08/13/20	Caltrans	Caltrans	Caltrans	Caltrans
0413000228	SHOPP	ALA	013	SOLDIER PILE RETAINING WALL WITH TIE-BACKS	0.00	0.00	0.02	0.38	0.00	0.00	0.00	0.09	SHOPP	2014	No	No	No	No	78%	5,250,000	4,080,000	1,000,000	1,160,000	100,000	1,820,000	1,821,777	3,181,953	11/05/15	12/15/17	02/14/20	Caltrans	Caltrans	Caltrans	Caltrans
0413000234	SHOPP	SCL	085	PAVE BETWEEN EDGE OF SHOULDER AND SOUND WALL.	0.00	0.00	0.17	0.10	0.00	0.00	0.00	0.00	SHOPP	2016	No	No	No	No	56%	2,197,000	1,230,000	144,000	600,000	36,000	450,000	0	637,397	07/27/17	05/15/18	05/15/20	Caltrans	Caltrans	Caltrans	Caltrans

Attachment 1
COS Fiscal Year 2018-19 Project Workload File

EFIS ID	Project Type	CO	RTE	Work Description	DIST PAED	DIST PSE	DIST RW	DIST CON	DES PAED	DES PSE	DES RW	DES CON	Document	Document Year	PA&ED in 18/19	RTL in 18/19	RW Cert in 18/19	CCA in 18/19	Support To Capital %[2]	Total Capital Budget[1]	Total Support Budget[1]	Environmental Support Budget	Design Support Budget	Right of Way Support Budget	Construction Support Budget	Total Capital Expenditures	Total Support Expenditures	Estimated Construction Start Date[3]	Estimated Construction End Date[4]	Estimated Project End Date[5]	PAED Implementing Agency	PSE Implementing Agency	ROW Implementing Agency	CON Implementing Agency
0413000235	SHOPP	VAR	VAR	PUMP HOUSE SAFETY AND ACCESS IMPROVEMENTS AND IRRIGATION REMOVAL.	0.00	0.00	0.00	0.01	0.00	0.00	0.00	0.00	SHOPP	2016	No	No	No	No	123%	1,985,000	2,441,000	210,000	1,721,000	60,000	450,000	787,796	2,097,764	05/09/17	09/26/17	07/30/20	Caltrans	Caltrans	Caltrans	Caltrans
0413000236	SHOPP	SCL	101	PAVE AREAS BEYOND THE GORE AND COLLECTOR STRIPS	0.00	0.00	0.01	0.74	0.00	0.00	0.00	0.00	SHOPP	2016	No	No	No	Yes	34%	3,771,000	1,298,000	144,000	488,000	36,000	630,000	0	717,859	11/17/17	10/15/18	12/03/20	Caltrans	Caltrans	Caltrans	Caltrans
0413000251	PARTNERSHIP	CC	004	CONSTRUCT MOKELUMNE TRAIL BICYCLE/PEDESTRIAN OVERCROSSING	0.00	0.61	0.41	0.26	0.00	0.06	0.00	0.04	N/A	N/A	No	Yes	Yes	No								187,151	06/01/19	07/24/20	07/01/22	Contra Costa Transportation Authority	Contra Costa Transportation Authority	Contra Costa Transportation Authority	Contra Costa Transportation Authority
0413000258	SHOPP	NAP	029	REHABILITATE PAVEMENT.	0.00	0.00	0.06	3.25	0.00	0.00	0.00	0.20	SHOPP	2016	No	No	No	No	35%	17,681,000	6,140,000	1,500,000	2,300,000	240,000	2,100,000	29,200	3,393,612	12/27/17	12/30/19	12/30/20	Caltrans	Caltrans	Caltrans	Caltrans
0413000284	SHOPP	ALA	VAR	REPLACE JOINT SEALS, REPAIR SPALLS, TREATE BRIDGE DECK WITH METHACRYLATE, HYDRO DEMO, PLACE POLYSTER CONCRETE OVERLAY	0.00	0.00	0.00	0.33	0.00	0.00	0.00	0.02	SHOPP	2014	No	No	No	No	46%	3,391,000	1,575,000	150,000	855,000	30,000	540,000	3,211,950	1,813,092	11/04/15	05/05/17	08/05/19	Caltrans	Caltrans	Caltrans	Caltrans
0413000292	SHOPP	SCL	152	INSTALL RUMBLE STRIPS.	0.00	0.00	0.08	1.88	0.00	0.00	0.00	0.00	SHOPP	2016	No	No	No	Yes	49%	2,926,000	1,434,000	457,000	599,000	72,000	306,000	0	1,013,895	09/07/17	12/28/18	01/29/21	Caltrans	Caltrans	Caltrans	Caltrans
0413000295	SHOPP	MRN	001	INSTALL CENTER-LINE RUMBLE STRIPS.	0.00	0.00	0.71	3.28	0.00	0.00	0.00	0.02	SHOPP	2016	No	No	No	Yes	75%	5,080,000	3,800,000	1,000,000	1,450,000	50,000	1,300,000	2,160	2,290,365	12/27/17	10/31/18	11/01/19	Caltrans	Caltrans	Caltrans	Caltrans
0413000296	SHOPP	SCL	280	REALIGNMENT OF NORTH BOUND OFFRAMP OF ROUTE 280 TO EL MONTE AVENUE IN LOS ALTOS HILLS IN SANTA CLARA	0.00	0.00	0.00	0.23	0.00	0.00	0.00	0.01	SHOPP	2016	No	No	No	Yes	227%	973,000	2,212,000	0	1,800,000	12,000	400,000	2,800	1,626,580	07/18/17	09/05/18	09/20/19	Caltrans	Caltrans	Caltrans	Caltrans
0413000340	SHOPP	SON	116	REPAIR SEISMIC DEFICIENCIES OF RUSSIAN RIVER VIADUCTS AT PM 10.38 AND 10.46.	0.00	0.00	0.00	0.11	0.00	0.00	0.00	0.01	SHOPP	2014	No	No	No	No	180%	1,056,000	1,900,000	800,000	600,000	50,000	450,000	190,208	1,741,804	09/19/16	04/12/17	02/28/19	Caltrans	Caltrans	Caltrans	Caltrans
0413000341	PARTNERSHIP	SM	001	HIGHWAY 1 TRAFFIC REDUCTION AND SAFETY IMPROVEMENTS, AND TRAFFIC SIGNAL.	0.00	0.56	0.06	0.34	0.00	0.00	0.00	0.00	N/A	N/A	No	No	No	No								261,228		12/31/20		Half Moon Bay, City of	Half Moon Bay, City of	Half Moon Bay, City of	Half Moon Bay, City of
0413000342	PARTNERSHIP	SM	001	HIGHWAY 1 TRAFFIC REDUCTION AND SAFETY IMPROVEMNETS.	0.00	0.06	0.01	0.62	0.00	0.00	0.00	0.00	N/A	N/A	No	No	No	Yes								297,600		12/31/18		Half Moon Bay, City of	Half Moon Bay, City of	Half Moon Bay, City of	Half Moon Bay, City of
0413000350	SHOPP	MRN	001	REPLACE BRIDGE.	0.00	5.48	0.73	0.00	0.00	3.64	0.00	0.00	SHOPP	2016	No	No	No	No	56%	14,243,000	8,028,000	4,187,000	1,400,000	685,000	1,756,000	0	3,399,941	02/08/21	12/30/22	12/31/25	Caltrans	Caltrans	Caltrans	Caltrans
0413000351	SHOPP	MRN	101	INSTALL CONCRETE BARRIER.	0.00	0.00	0.23	0.66	0.00	0.00	0.00	0.11	SHOPP	2016	No	No	No	No	70%	5,544,000	3,865,000	1,198,000	1,392,000	155,000	1,120,000	0	1,456,370	01/16/19	12/31/19	08/01/21	Caltrans	Caltrans	Caltrans	Caltrans
0413000365	PARTNERSHIP	CC	080	CONSTRUCT INTERCHANGE, PEDESTRIAN	0.00	0.00	0.00	0.14	0.00	0.00	0.00	0.00	STIP	2014	No	No	No	No								5,374,303	12/07/15	05/01/18	11/27/19	Contra Costa Transportation Authority	Contra Costa Transportation Authority	Contra Costa Transportation Authority	Contra Costa Transportation Authority
0413000370	SHOPP	VAR	VAR	ENHANCE PEDESTRIAN CROSSINGS	0.00	0.00	0.06	0.99	0.00	0.00	0.00	0.03	SHOPP	2016	No	No	No	Yes	92%	1,728,000	1,584,000	270,000	650,000	200,000	464,000	0	1,151,788	02/28/18	12/31/18	05/31/21	Caltrans	Caltrans	Caltrans	Caltrans
0413000371	SHOPP	ALA	880	ENVIRONMENTAL MITIGATION (SITE 1)	0.00	0.00	0.16	1.10	0.00	0.00	0.00	0.00	SHOPP	2014	No	No	No	No	81%	1,286,000	1,044,000	230,000	394,000	90,000	330,000	419,723	1,130,612	01/26/16	12/31/19	12/31/21	Caltrans	Caltrans	Caltrans	Caltrans
0413000402	SHOPP	SCL	152	PLANTING AND ENVIRONMENTAL MITIGATION.	0.00	0.15	0.18	1.41	0.00	0.06	0.00	0.00	SHOPP	2016	No	No	No	No	59%	2,100,000	1,245,000	0	750,000	300,000	195,000	146,050	508,053	09/03/18	10/16/23	10/16/25	Caltrans	Caltrans	Caltrans	Caltrans
0413000403	SHOPP	SCL	152	ENVIRONMENTAL SPECIES MITIGATION.	0.00	0.00	0.29	0.00	0.00	0.00	0.00	0.00	SHOPP	2016	No	No	No	No								683,252	184,310			04/01/20	Caltrans	Caltrans	Caltrans	Caltrans
0413000408	SHOPP	SON	101	REPAIR SLIDE.	0.01	1.83	0.18	0.00	0.00	0.14	0.00	0.00	SHOPP	2016	No	Yes	Yes	No	150%	1,650,000	2,473,000	623,000	850,000	150,000	850,000	0	269,223	08/30/19	06/30/20	07/01/22	Caltrans	Caltrans	Caltrans	Caltrans
0413000431	PARTNERSHIP	SOL	680	CONSTRUC I-680 RED TOP ROAD INTERCHANGE AND LOPES ROAD REALIGNMENT	0.00	3.10	1.06	0.00	0.00	0.67	0.00	0.00	STIP	2012	No	No	No	No								4,262,217	09/01/20	09/01/23	11/01/25	Solano Transportation Authority	Solano Transportation Authority	Solano Transportation Authority	Solano Transportation Authority
0413000433	SHOPP PA	SON	001	CONSTRUCT TIE BACK SOLDIER PILE WALL WITH BOLT ANCHOR AND REPAIR SLOPE	4.56	0.00	0.02	0.00	0.95	0.00	0.00	0.00	N/A	N/A	Yes	No	No	No								0	08/16/21	12/16/22	12/16/24	Caltrans	Caltrans	Caltrans	Caltrans
0413000437	SHOPP	SM	092	CONSTRUCT ROCK SLOPE PROTECTION (RSP).	0.00	0.05	0.13	0.84	0.00	0.00	0.00	0.00	SHOPP	2016	No	No	No	No	151%	680,000	1,025,000	435,000	250,000	40,000	300,000	0	404,628	03/29/19	08/01/19	08/01/20	Caltrans	Caltrans	Caltrans	Caltrans
0413000444	SHOPP	SM	001	CONSTRUCT ROCK SLOPE PROTECTION (RSP) AND INSTALL DRAINAGE SYSTEM.	0.00	0.00	0.30	0.72	0.00	0.00	0.00	0.00	SHOPP	2016	No	No	No	Yes	124%	780,000	970,000	435,000	165,000	165,000	205,000	0	376,877	07/30/18	12/31/18	08/31/20	Caltrans	Caltrans	Caltrans	Caltrans
0413000448	REAL PROPERTY SERVICES	ALA	024	RIGHT OF WAY DECERTIFICATION	0.00	0.00	0.44	0.00	0.00	0.00	0.04	0.00	N/A	N/A	No	No	No	No								171,470				Caltrans	Caltrans	Caltrans	Caltrans
0413000459	SHOPP	ALA	880	INSTALL ROCK SLOPE PROTECTION (RSP).	0.00	0.00	0.02	0.01	0.00	0.00	0.00	0.00	SHOPP	2014	No	No	No	No	216%	440,000	952,000	213,000	426,000	35,000	278,000	241,134	714,657	03/16/16	09/30/16	08/27/18	Caltrans	Caltrans	Caltrans	Caltrans
0413000462	SHOPP	CC	680	LAND SLIDE REPAIR	0.00	0.11	0.08	1.16	0.00	0.18	0.00	1.25	SHOPP	2016	No	No	No	No	64%	6,250,000	3,969,000	819,000	1,226,000	450,000	1,474,000	0	1,030,122	02/01/19	08/03/20	08/03/22	Caltrans	Caltrans	Caltrans	Caltrans
0413000470	SHOPP	ALA	VAR	CONSTRUCT CURB RAMPS AND PASSAGEWAYS.	0.00	0.08	0.07	1.71	0.00	0.05	0.00	0.00	SHOPP	2016	No	No	No	Yes	269%	720,000	1,935,000	375,000	1,150,000	60,000	350,000	2,125	1,482,728	09/12/18	03/12/19	05/12/21	Caltrans	Caltrans	Caltrans	Caltrans
0414000003	SHOPP	ALA	013	CROSSWALK SAFETY ENHANCEMENTS.	0.00	1.63	0.27	0.90	0.00	0.17	0.00	0.00	SHOPP	2016	No	Yes	Yes	No	86%	3,580,000	3,061,000	788,000	1,393,000	200,000	680,000	0	517,111	04/23/19	10/31/19	12/01/21	Caltrans	Caltrans	Caltrans	Caltrans
0414000004	SHOPP PA	CC	004	INSTALL/UPGRADE METAL BEAM GUARDRAIL	2.78	0.00	0.00	0.00	0.00	0.00	0.00	0.00	N/A	N/A	No	No	No	No								0	0	04/01/22	04/03/23	04/01/25	Caltrans	Caltrans	Caltrans	Caltrans
0414000005	SHOPP	ALA	VAR	UPGRADE TRANSITION RAILING	0.00	0.00	0.01	0.01	0.00	0.00	0.00	0.00	SHOPP	2014	No	No	No	No	51%	4,637,000	2,355,000	380,000	760,000	75,000	1,140,000	3,964,254	2,695,851	11/16/15	08/25/16	12/01/20	Caltrans	Caltrans	Caltrans	Caltrans
0414000009	SHOPP	ALA	580	REHABILITATE WESTBOUND STRUCTURE.	0.07	1.40	0.26	0.00	0.00	0.75	0.00	0.00	SHOPP	2016	No	No	No	No	43%	6,119,000	2,620,000	600,000	900,000	120,000	1,000,000	0	410,199	02/03/20	05/02/22	03/20/24	Caltrans	Caltrans	Caltrans	Caltrans
0414000010	SHOPP	ALA	880	BRIDGE REHABILITATION.	3.69	1.75	0.49	0.00	1.19	0.51	0.00	0.00	SHOPP	2016	Yes	No	No	No	60%	12,211,000	7,304,000	2,200,000	1,980,000	704,000	2,420,000	0	303,221	02/10/21	02/10/22	03/04/24	Caltrans	Caltrans	Caltrans	Caltrans
0414000012	SHOPP	ALA	084	BRIDGE SCOUR MITIGATION AND BRIDGE RAIL UPGRADE.	6.00	0.00	0.03	0.00	0.00	2.50	0.00	0.00	SHOPP	2016	No	No	No	No	97%	6,975,000	6,739,000	1,863,000	2,392,000	23,000	2,461,000	0	275,033	11/30/22	11/30/24	07/01/26	Caltrans	Caltrans	Caltrans	Caltrans
0414000013	SHOPP	SCL	101	BRIDGE RAIL UPGRADE AT 8 LOCATIONS.	2.60	1.64	0.00	0.00	0.00	0.01	0.15	0.00	SHOPP	2016	Yes	No	No	No	63%	10,741,000	6,780,000	1,800,000	2,250,000	30,000	2,700,000	0	380,293	12/21/20	10/15/21	10/15/23	Caltrans	Caltrans	Caltrans	Caltrans
0414000014	SHOPP	MRN	001	REPAIR DAMAGED EMBANKMENT AND CONSTRUCT RETAINING WALL.	0.00	0.50	0.31	1.00	0.00	0.03	0.00	0.00	SHOPP	2016	No	Yes	Yes	No	83%	4,470,000	3,710,000	1,620,000	1,080,000	180,000	830,000	0	1,106,640	02/04/20	10/30/20	10/01/22	Caltrans	Caltrans	Caltrans	Caltrans
0414000017	SHOPP	SOL	080	BRIDGE PREVENTATIVE MAINTENANCE.	0.27	1.01	0.10	0.00	0.10	0.96	0.00	0.00	SHOPP	2016	Yes	No	No	No	156%	1,802,000	2,816,000	990,000	880,000	66,000	880,000	0	167,415	11/29/20	12/31/21	02/28/24	Caltrans	Caltrans	Caltrans	Caltrans
0414000019	SHOPP	ALA	680	ROADWAY REHABILITATION.	10.00	4.00	1.08	0.00	1.57	1.90	0.00	0.00	SHOPP	2016	Yes	No	No	No	29%	109,928,000	32,200,000	7,150,000	7,150,000	1,500,000	16,400,000	0	438,456	03/30/21	10/02/23	10/02/25	Caltrans	Caltrans	Caltrans	Caltrans
0414000020	SHOPP	SOL	012	ROADWAY REHABILITATION.	10.02	0.00	0.00	0.00	0.37	0.00	0.00	0.00	N/A	N/A	No	No	No	No	34%	76,183,000	26,010,000	5,780,000	5,780,000	2,890,000	11,560,000	0	297,997	08/01/22	09/30/24	11/30/26	Caltrans	Caltrans	Caltrans	Caltrans
0414000021	SHOPP	SON	101	REHABILITATION ROADWAY.	0.00	0.00	0.00	12.31	0.00	0.00	0.00	1.28	SHOPP	2014	No	No	No	Yes	23%	60,045,000	13,550,000	1,620,000	4,916,000	582,000	6,432,000	27,540,445	9,560,507	03/24/17	12/31/18	12/31/19	Caltrans	Caltrans	Caltrans	Caltrans
0414000023	SHOPP	SCL	680	CONSTRUCT MAINTENANCE WORKER SAFETY IMPROVEMENTS.	0.00	2.19	0.02	0.18	0.00	0.14	0.00	0.00	SHOPP	2016	No	Yes	Yes	No	37%	8,824,000	3,290,000	440,000	1,420,000	110,000	1,320,000	0	386,551	05/30/19	04/17/21	10/15/22	Caltrans	Caltrans	Caltrans	Caltrans
0414000024	SHOPP	SM	280	CONSTRUCT MAINTENANCE WORKER SAFETY IMPROVEMENTS.	0.00	2.60	0.29	0.00	0.00	0.00	0.00	0.00	SHOPP	2016	No	Yes	Yes	No	82%	2,688,000	2,200,000	440,000	880,000	110,000	770,000	0	224,588	07/01/19	07/01/20	07/01/21	Caltrans	Caltrans	Caltrans	Caltrans
0414000025	SHOPP	SON	012	HIGHWAY WORKER SAFETY IMPROVEMENTS.	0.50	2.55	0.05	0.00	0.00	0.09	0.00	0.00	SHOPP	2016	No	Yes	Yes	No	66%	2,200,000	1,452,000	308,000	550,000	44,000	550,000	0	272,584	12/10/19	06/30/20	06/30/21	Caltrans	Caltrans	Caltrans	Caltrans
0414000028	SHOPP	SCL	017	INSTALL WEIGH-IN-MOTION SYSTEMS IN BOTH DIRECTIONS AND CONSTRUCT A MAINTENANCE VEHICLE PULLOUT	0.00	0.00	0.07	0.25	0.00	0.00	0.00	0.01	SHOPP	2014	No	No	No	No	52%	1,548,000	800,000	0	320,000	30,000	450,000	1,293,133	1,085,874	09/28/16	08/25/17	08/03/20	Caltrans	Caltrans	Caltrans	Caltrans
0414000029	SHOPP	SOL	080	RAISE THE O/C- VERTICAL CLEARANCE AT SIX OVER-CROSSINGS TO ALLOW OVER-HEIGHT, MILITARY AND COMMERCIAL VEHICALS TO TRAVEL.	1.89	2.90	0.51	0.00	0.83	2.36	0.00	0.00	SHOPP	2016	Yes	No	No	No	39%	15,961,000	6,267,000	2,100,000	2,154,000	154,000	1,859,000	0	648,233	12/15/20	12/30/21	08/01/24	Caltrans	Caltrans	Caltrans	Caltrans
0414000030	SHOPP	SM	280	STABILIZE SOIL AND EROSION CONTROL TO MITIGATE FOR STORM WATER QUALITY.	0.65	2.50	0.21	0.00	0.01	0.01	0.00	0.00	SHOPP	2016	Yes	No	No	No	118%	2,212,000	2,604,000	1,200,000	763,000	77,000	564,000	0	248,317	04/01/20	10/01/20	10/01/22	Caltrans	Caltrans	Caltrans	Caltrans
0414000032	PARTNERSHIP	SM	101	IN SAN MATEO COUNTY IN REDWOOD CITY AT THE ROUTE 101/84 INTERCHANGE	0.00	2.77	0.33	0.00	0.00	0.29	0.00	0.00	N/A	N/A	No	No	No	No								2,559,056		07/01/22	07/01/25	Redwood City, City of	Redwood City, City of	Redwood City, City of	San Mateo County Transit District
0414000038	SHOPP	ALA	084	CONSTRUCT MINOR SAFETY IMPROVEMENTS	0.00	0.00	0.02	0.01	0.00	0.00	0.00	0.00	SHOPP	2014	No	No	No	No	237%	1,932,000	4,580,000	2,910,000	1,100,000	70,000	500,000	1,435,597	3,755,509	06/02/16	04/11/17	12/01/20	Caltrans	Caltrans	Caltrans	Caltrans
0414000039	SHOPP	ALA	084	WIDEN SHOULDERS, INSTALL TRAFFIC SIGNALS AND UPGRADE BARRIERS.	0.00	7.26	0.85	0.00	0.00	1.40	0.00	0.00	SHOPP	2016	No	Yes	Yes	No	94%	21,500,000	20,300,000	12,200,000	3,500,000	600,000	4,000,000	23,803	11,588,380	12/08/19	06/01/20	06/01/22	Caltrans	Caltrans	Caltrans	Caltrans
0414000053	SHOPP	ALA	580	REHABILITATE PAVEMENT	0.00	0.00	0.08	0.27	0.00	0.00	0.00	0.00	SHOPP	2012	No	No	No	No	23%	14,834,000	3,354,000	189,000	908,000	57,000	2,200,000	14,804,819	4,844,655	03/10/15	08/09/16	10/31/18	Caltrans	Caltrans	Caltrans	Caltrans
0414000054	SHOPP	ALA	580	REHABILITATE PAVEMENT/CURB RAMPS.	0.00	0.00	0.00	0.12	0.00	0.00	0.00	0.00	SHOPP	2014	No	No	No	No	30%	3,715,000	1,126,000	38,000	500,000	38,000	550,000	3,339,604	2,036,757	12/09/16	09/18/17	11/07/19	Caltrans	Caltrans	Caltrans	Caltrans
0414000056	SHOPP	SCL	280	REHABILITATE EXISTING PAVEMENT ON RAMPS	0.00	0.00	0.23	0.02	0.00	0.00	0.00	0.00	SHOPP	2014	No	No	No	No	27%	2,613,000	702,000	67,000	311,000	12,000	312,000	1,473,115	1,211,143	12/17/15	08/31/17	10/18/19	Caltrans	Caltrans	Caltrans	Caltrans
0414000057	SHOPP	ALA	VAR	UPGRADE TRANSITION RAILING (SITE GROUP #2)	0.00	0.00	0.22	0.06	0.00	0.00	0.00	0.00	SHOPP	2014	No	No	No	No	38%	3,197,000	1,224,000	320,000	320,000	24,000	560,000	2,304,266	2,237,053	01/11/17	09/26/17	12/01/20	Caltrans	Caltrans	Caltrans	Caltrans
0414000065	SHOPP	ALA	VAR	UPGRADE TRANSITION RAILING AT VARIOUS LOCATIONS	0.00	0.00	0.00	0.00	0.00	0.00	0.00	0.00	SHOPP	2014	No	No	No	No	80%	2,600,000	2,076,000	791,000	509,000	12,000	764,000	1,305,878	2,881,613	12/22/15	07/01/16	12/06/19	Caltrans	Caltrans	Caltrans	Caltrans
0414000067	SHOPP	SCL	152	COSTRUCT MEDIAN BARRIERN	1.05	2.50	0.00	0.00	0.00	0.27	0.00	0.00	SHOPP	2016	Yes	No	No	No	44%	11,044,000	4,858,000	1,800,000	1,227,000	65,000	1,766,000	0	1,170,646	03/01/21	07/19/23	07/17/25	Caltrans	Caltrans	Caltrans	Caltrans
0414000084	SHOPP	SF	101	REHABILITATE PAVEMENT.	0.00	0.02	0.21	1.46	0.00	0.00	0.00	0.03	SHOPP	2016	No	No	No	Yes	54%	3,695,000	1,986,000	290,000	1,000,000	80,000	616,000	0	793,712	11/30/18	10/31/18	10/31/21	Caltrans	Caltrans	Caltrans	Caltrans
0414000094	SHOPP	SM	001	PAVEMENT REHABILITATION.	0.11	3.51	0.07	0.00	0.00	0.45	0.00	0.00	SHOPP	2016	Yes	No	Yes	No	33%	11,681,000	3,911,000	1,703,000	1,081,000	46,000	1,081,000	0	273,947	03/01/20	07/01/21	07/01/23	Caltrans	Caltrans	Caltrans	Caltrans
0414000106	SHOPP	VAR	VAR	INSTALL FIBER OPTIC COMMUNICATION	0.00	0.00	0.17	5.12	0.00	0.00	0.00	1.42	SHOPP	2016	No	No	No	No	30%	36,833,000	10,917,000	2,220,000	4,287,000	270,000	4,140,000	50,820	6,312,075	09/16/18	06/01/20	03/01/22	Caltrans	Caltrans	Caltrans	Caltrans
0414000120	SHOPP	CC	680	ENVIRONMENTAL MITIGATION.	0.00	0.00	0.00	0.35	0.00	0.00	0.00	0.00	SHOPP	2014	No	No	No	No	155%	362,000	560,000	0	300,000	10,000	250,000	130,295	380,555	12/09/16	04/01/22	12/31/23	Caltrans	Caltrans	Caltrans	Caltrans
0414000123	SHOPP	ALA	880	IMPROVE SAFETY VISIBILITY BY INSTALLING LIGHTING AND IMPROVING SIGNS.	0.00	0.00	0.00	1.25	0.00	0.00	0.00	0.25	SHOPP	2016	No	No	No	Yes	164%	775,000	1,268,000	220,000	740,000	22,000	286,000	0	687,648	07/02/18	01/02/19	03/02/21	Caltrans	Caltrans	Caltrans	Caltrans
0414000127	SHOPP	SON	VAR	PLACE HIGH FRICTION SURFACE TREATMENT.	0.00	0.00	0.00	2.17	0.00	0.00	0.00	0.04	SHOPP	2016	No	No	No	Yes	93%	1,560,000	1,450,000	0	900,000	30,000	520,000	0	542,357	11/02/17	10/15/18	12/30/19	Caltrans	Caltrans	Caltrans	Caltrans
0414000130	PARTNERSHIP	CC	004	WIDEN SR 4 IN THE MEDIAN TO PROVIDE THIRD LANE IN EACH DIRECTION	0.00	0.13	0.54	1.35	0.00	0.08	0.00	0.09	N/A	N/A	No	No	No	No								360,212	3,707,384	10/12/18	10/30/20	11/01/22	Contra Costa Transportation Authority	Caltrans	Contra Costa Transportation Authority	Contra Costa Transportation Authority
0414000151	SHOPP	SON	001	PERFORM MINOR ASPHALT CONCRETE DIGOUTS AND PLACE 0.1' RHMA OVERLAY.	0.00	0.00	0.10	0.28	0.00	0.00	0.00	0.00	SHOPP	2014	No	No	No	No	42%	2,505,000	1,050,000	150,000	350,000	50,000	500,000	2,098,410	638,892	10/07/15	09/02/16	02/01/19	Caltrans	Caltrans	Caltrans	Caltrans
0414000153	SHOPP	ALA	013	PERFORM ASPHALT CONCRETE DIGOUTS AND PLACE 1.8 INCHES OF RUBBERIZED HOT MIX ASPHALT (RHMA) OVERLAY ON THE MAINLINE.	0.00	0.00	0.26	0.05	0.00	0.00	0.00	0.00	SHOPP	2014	No	No	No	No	30%	4,634,000	1,409,000	250,000	256,000	25,000	878,000	4,030,239	1,016,978	10/14/15	09/30/16	11/30/18	Caltrans	Caltrans	Caltrans	Caltrans
0414000178	SHOPP	SM	VAR	REPLACE METAL BEAM GUARDRAIL WITH CONCRETE BARRIER.	0.00	0.00	0.00	0.02	0.00	0.00	0.00	0.01	SHOPP	2014	No	No	No	No	22%	4,445,000	996,000	0	483,000	10,000	503,000	2,128,966	1,593,235	01/07/16	09/22/16	02/02/19	Caltrans	Caltrans	Caltrans	Caltrans
0414000179	SHOPP	VAR	VAR	REPLACE METAL BEAM GUARDRAIL WITH CONCRETE BARRIER	0.00	0.00	0.15	0.06	0.00	0.00	0.00	0.08	SHOPP	2014	No	No	No	No	27%	3,638,000	970,000	0	410,000	10,000	550,000	1,696,331	1,317,542	12/17/15	06/17/16	01/01/19	Caltrans	Caltrans	Caltrans	Caltrans

Attachment 1
COS Fiscal Year 2018-19 Project Workload File

EFIS ID	Project Type	CO	RTE	Work Description	DIST PAED	DIST PSE	DIST RW	DIST CON	DES PAED	DES PSE	DES RW	DES CON	Document	Document Year	PA&ED in 18/19	RTL in 18/19	RW Cert in 18/19	CCA in 18/19	Support To Capital %[2]	Total Capital Budget[1]	Total Support Budget[1]	Environmental Support Budget	Design Support Budget	Right of Way Support Budget	Construction Support Budget	Total Capital Expenditures	Total Support Expenditures	Estimated Construction Start Date[3]	Estimated Construction End Date[4]	Estimated Project End Date[5]	PAED Implementing Agency	PSE Implementing Agency	ROW Implementing Agency	CON Implementing Agency
0414000190	SHOPP	SON	116	CONSTRUCT RETAINING WALLS, PLACE RSP, MODIFY DRAINAGE & REPAIR RAODWAY.	0.00	0.00	0.00	0.18	0.00	0.00	0.00	0.01	SHOPP	2014	No	No	No	No	28%	2,013,000	570,000	0	150,000	20,000	400,000	1,661,451	2,448,572	04/05/16	12/15/17	04/01/21	Caltrans	Caltrans	Caltrans	Caltrans
0414000195	SB1 CCP PA	MRN	101	ADD 1.5 MILE OF HOV LANE ON SB US 101 FROM 0.5 MILE NORTH OF ATHERTON AVENUE TO THE FRAMKLIN AVENUE OH.	0.00	1.75	0.09	0.00	0.00	0.58	0.00	0.00	N/A	N/A	No	No	No	No								0	0	12/22/20	02/28/23	12/30/26	Caltrans	Caltrans	Caltrans	
0414000202	SHOPP	SON	012	PAVEMENT REHABILITATION.	0.00	2.67	0.30	0.00	0.00	0.15	0.00	0.00	SHOPP	2016	No	No	No	No	48%	6,213,000	2,986,000	1,308,000	870,000	62,000	746,000	0	489,684	07/30/20	06/01/21	06/30/22	Caltrans	Caltrans	Caltrans	Caltrans
0414000218	PARTNERSHIP	NAP	029	MODIFY OFF-RAMP IN COORDINATION WITH CITY OF NAPA ROUNDABOUTS CONSTRUCTION AT CALIFORNIA ST.,FIRST AND SECOND STREETS INTERSECTIONS-OVERSIGHT PROJECT.	0.00	1.15	0.52	0.00	0.00	0.11	0.00	0.00	N/A	N/A	No	No	No	No								0	1,417,307	02/22/19	12/31/20	12/30/22	Napa, City of	Napa, City of	Napa, City of	Napa, City of
0414000221	STIP	MRN	101	SOUND WALL AND HIGHWAY PLANTING	0.00	0.00	0.00	0.06	0.00	0.00	0.00	0.01	N/A	N/A	No	No	No	No								2,559,490	1,314,345	12/02/15	12/30/20	08/15/24	Caltrans	Caltrans	Transportation Authority of Marin	Caltrans
0414000224	STIP	SON	VAR	CONSTRUCT FOLLOW-UP LANDSCAPING.	0.00	0.00	0.00	0.26	0.00	0.00	0.00	0.00	N/A	N/A	No	No	No	No	47%	2,485,000	1,175,000	0	560,000	0	615,000	1,323,999	885,769	01/11/17	12/31/21	08/24/23	Caltrans	Caltrans	Caltrans	Caltrans
0414000245	SHOPP	CC	VAR	UPGRADE TRANSITION RAILING	0.00	0.00	0.00	0.00	0.00	0.00	0.00	0.01	SHOPP	2014	No	No	No	No	59%	2,328,000	1,363,000	257,000	414,000	72,000	620,000	1,416,911	1,409,595	01/07/16	08/02/16	08/01/18	Caltrans	Caltrans	Caltrans	Caltrans
0414000246	SHOPP	CC	VAR	UPGRADE TRANSITION RAILING	0.00	0.00	0.00	0.01	0.00	0.00	0.00	0.02	SHOPP	2014	No	No	No	No	43%	3,209,000	1,377,000	256,000	491,000	10,000	620,000	2,719,877	1,560,891	12/18/15	02/15/17	06/03/19	Caltrans	Caltrans	Caltrans	Caltrans
0414000248	SHOPP	CC	680	UPGRADE 7 TRANSITION RAILING	0.00	0.00	0.00	0.02	0.00	0.00	0.00	0.00	SHOPP	2014	No	No	No	No	188%	368,000	693,000	194,000	209,000	10,000	280,000	273,074	1,070,017	03/22/16	02/15/17	05/01/19	Caltrans	Caltrans	Caltrans	Caltrans
0414000249	PHASE II/TOLL SEISMIC/OTHER TOLL	ALA	084	COSTRUCT PUBLIC ACCESS	0.00	0.00	0.00	0.02	0.00	0.00	0.00	0.00	N/A	N/A	No	No	No	Yes	30%	1,000,000	300,000	0	150,000	0	150,000	920,848	1,362,865	04/02/15	09/01/18	02/01/19	Caltrans	Caltrans	Caltrans	Caltrans
0414000250	SHOPP	ALA	VAR	IN ALAMEDA AND CONTRA COSTA COUNTIES ON VARIOUS ROUTES AT VARIOS LOCATIONS. APPLY HIGH FRICTION SURFACE TREATMENT.	0.00	0.82	0.03	2.71	0.00	0.14	0.00	0.07	SHOPP	2016	No	No	No	No	52%	6,740,000	3,494,000	726,000	1,370,000	28,000	1,370,000	0	572,170	01/18/19	01/31/20	03/31/22	Caltrans	Caltrans	Caltrans	Caltrans
0414000287	SHOPP	ALA	VAR	CROSSWALK SAFETY ENHANCEMENTS.	0.00	2.62	0.03	0.00	0.00	0.06	0.00	0.00	SHOPP	2016	No	Yes	Yes	No	54%	2,953,000	1,586,000	453,000	657,000	23,000	453,000	0	285,614	12/02/19	12/02/20	02/02/23	Caltrans	Caltrans	Caltrans	Caltrans
0414000303	SHOPP	SCL	101	REPLACE PCC SLABS, REPAIR JOINTS, RESURFACE MAINLINE (CAPM)	0.00	0.00	0.15	0.91	0.00	0.00	0.00	0.00	SHOPP	2014	No	No	No	No	25%	18,807,000	4,616,000	792,000	1,242,000	54,000	2,528,000	15,792,982	4,028,505	03/22/16	05/15/17	07/15/19	Caltrans	Caltrans	Caltrans	Caltrans
0414000305	SB1 RMRA	ALA	680	WIDEN RAMPS, INSTALL RAMP METERING, AND INSTALL TOS ELEMENTS (PHASE 2A).	0.00	2.44	0.00	5.88	0.00	0.55	0.00	3.07	SHOPP	2016	No	No	No	No	40%	29,100,000	11,700,000	0	6,000,000	100,000	5,600,000	0	0	01/28/19	01/01/21	01/02/23	Caltrans	Caltrans	Caltrans	Caltrans
0414000329	SHOPP	SHOPP	ALA	123	INSTALL TRAFFIC SIGNAL	0.00	0.27	0.05	1.37	0.00	0.17	0.00	0.19	SHOPP	2016	No	No	No	Yes	192%	693,000	1,332,000	509,000	634,000	25,000	164,000	0	591,038	12/07/18	02/18/19	04/23/21	Caltrans	Caltrans	Caltrans	Caltrans
0414000339	SHOPP	SF	001	CONSTRUCT DRAINAGE	0.00	0.00	0.06	0.13	0.00	0.00	0.00	0.01	SHOPP	2014	No	No	No	Yes	40%	2,126,000	850,000	150,000	300,000	50,000	350,000	1,687,139	1,890,671	04/06/17	12/28/18	12/31/20	Caltrans	Caltrans	Caltrans	Caltrans
0414000340	SHOPP	SF	001	WATER QUALITY IMPROVEMENTS	1.43	0.35	0.04	0.00	0.00	0.00	0.00	0.00	SHOPP	2016	Yes	No	No	No	94%	1,835,000	1,721,000	1,020,000	315,000	50,000	336,000	0	795,654	02/10/21	12/31/21	12/31/23	Caltrans	Caltrans	Caltrans	Caltrans
0414000348	SHOPP	SON	001	REPAIR FIRED DAMAGE RETAINING WALL.	0.00	0.01	0.01	2.10	0.00	0.01	0.00	0.40	SHOPP	2016	No	No	No	Yes	104%	1,380,000	1,436,000	806,000	400,000	10,000	220,000	0	1,033,643	07/01/18	12/30/18	12/30/19	Caltrans	Caltrans	Caltrans	Caltrans
0414000357	SHOPP PA	VAR	VAR	INSTALL HIGH FRICTION SURFACE TREATMENT	2.70	0.00	0.17	0.00	0.00	0.00	0.00	0.00	N/A	N/A	No	No	No	No								0	0	02/01/22	10/03/22	12/02/24	Caltrans	Caltrans	Caltrans	Caltrans
0414000366	SHOPP	SM	280	REPAIR PIPE SYSTEM AND BACKFILL SINKHOLE.	0.00	0.00	0.01	0.00	0.00	0.00	0.00	0.00	SHOPP	2014	No	No	No	No	97%	903,000	873,000	430,000	123,000	70,000	250,000	808,153	1,063,977	07/13/15	04/01/20	06/30/22	Caltrans	Caltrans	Caltrans	Caltrans
0414000375	PARTNERSHIP	SCL	280	WIDEN ON-RAMP FROM TWO LANES TO THREE LANES.	0.00	0.00	0.00	0.11	0.00	0.00	0.00	0.00	N/A	N/A	No	No	No	No								0	787,016		12/18/17	12/18/19	Cupertino, City of	Cupertino, City of	Cupertino, City of	Cupertino, City of
0414000376	PARTNERSHIP	SCL	280	WIDEN N.B AND SB OFF-RAMPS	0.00	0.00	0.00	0.15	0.00	0.00	0.00	0.00	N/A	N/A	No	No	No	No								0	880,845		12/18/17	12/18/19	Cupertino, City of	Cupertino, City of	Cupertino, City of	Cupertino, City of
0414000398	PARTNERSHIP	SCL	880	CONSTRUCT REPLACEMENT HIGHWAY PLANTING INCLUDING A THREE YEAR PLANT ESTABLISHMENT PERIOD.	0.00	0.00	0.07	0.09	0.00	0.00	0.00	0.00	N/A	N/A	No	No	No	No								0	187,566	02/28/18	02/02/18	02/04/20	Santa Clara Valley Transportation Authority	Santa Clara Valley Transportation Authority	Santa Clara Valley Transportation Authority	Santa Clara Valley Transportation Authority
0414000403	SHOPP	MRN	001	PAVEMENT REHABILITATION.	2.90	0.50	0.27	0.00	0.00	0.00	0.00	0.00	SHOPP	2016	Yes	No	No	No	36%	14,300,000	5,160,000	2,300,000	1,254,000	66,000	1,540,000	0	223,542	07/09/20	10/24/21	10/24/22	Caltrans	Caltrans	Caltrans	Caltrans
0414000404	SHOPP	SCL	017	PAVEMENT REHABILITATION.	0.04	10.13	0.15	0.00	0.00	0.02	0.00	0.00	SHOPP	2016	Yes	No	No	No	28%	30,161,000	8,450,000	2,400,000	2,750,000	150,000	3,150,000	0	474,501	07/15/20	05/03/22	05/30/24	Caltrans	Caltrans	Caltrans	Caltrans
0414000405	PARTNERSHIP	SCL	280	WIDEN CALVERT DRIVE FROM TWO TO THREE LANES	0.00	0.00	0.00	0.16	0.00	0.00	0.00	0.00	N/A	N/A	No	No	No	No								0	743,269	07/25/17	04/18/18	12/18/19	Cupertino, City of	Cupertino, City of	Cupertino, City of	Cupertino, City of
0414000411	SHOPP	ALA	013	INSTALL SAFETY LIGHTING.	0.00	2.09	0.06	0.00	0.00	0.00	0.00	0.00	SHOPP	2016	No	Yes	No	No	52%	3,268,000	1,700,000	736,000	420,000	64,000	480,000	0	393,108	11/12/18	07/15/19	07/15/20	Caltrans	Caltrans	Caltrans	Caltrans
0414000412	SHOPP	CC	004	INSTALL SAFETY LIGHTING, HIGH REFLECTIVE STRIPING AND MARKINGS	0.00	0.19	0.14	1.44	0.00	0.13	0.00	0.12	SHOPP	2016	No	No	No	No	65%	4,150,000	2,702,000	1,000,000	830,000	125,000	747,000	0	679,798	02/01/19	10/30/19	10/30/21	Caltrans	Caltrans	Caltrans	Caltrans
0414000421	SHOPP	ALA	880	INSTALL MEDIAN CONCRETE BARRIER	0.00	0.00	0.04	8.83	0.00	0.00	0.00	1.16	SHOPP	2014	No	No	No	Yes	30%	60,615,000	18,400,000	3,900,000	5,900,000	100,000	8,500,000	46,590,363	10,987,973	03/29/16	12/31/18	12/31/20	Caltrans	Caltrans	Caltrans	Caltrans
0414000422	SHOPP	SM	280	RESURFACE ASPHALT CONCRETE PAVEMENT, REPLACE PCC SLABS (CAPM)	0.00	0.00	0.00	0.50	0.00	0.00	0.00	0.01	SHOPP	2014	No	No	No	No	20%	24,721,000	4,980,000	495,000	1,035,000	35,000	3,415,000	14,348,261	4,387,198	12/17/15	10/24/16	05/01/19	Caltrans	Caltrans	Caltrans	Caltrans
0414000426	SHOPP	SHOPP	NAP	029	CONSTRUCT ROUNDABOUT.	0.00	0.59	0.00	0.38	0.00	0.03	0.00	0.02	SHOPP	2016	No	No	No	No								0	145,215	02/22/19	12/31/20	12/30/22	Napa, City of	Napa, City of	Napa, City of	Caltrans
0414000431	SHOPP	SHOPP	ALA	013	REPLACE OVERHEAD SIGN PANELS	0.00	0.00	0.05	0.21	0.00	0.00	0.00	0.00	SHOPP	2014	No	No	No	No	104%	4,591,000	4,770,000	1,300,000	1,950,000	5,000	1,515,000	3,667,858	3,342,811	03/16/16	09/08/17	10/30/19	Caltrans	Caltrans	Caltrans	Caltrans
0414000432	SHOPP	CC	VAR	680	REPLACE OVERHEAD SIGN PANELS	0.00	0.00	0.28	0.55	0.00	0.00	0.00	0.00	SHOPP	2014	No	No	No	No	64%	3,525,000	2,256,000	370,000	980,000	80,000	826,000	2,558,801	2,076,383	02/18/16	08/25/17	10/01/19	Caltrans	Caltrans	Caltrans	Caltrans
0414000433	SHOPP	SOL	VAR	680	REPLACE OVERHEAD SIGN PANELS	0.00	0.00	0.10	0.11	0.00	0.00	0.02	SHOPP	2014	No	No	No	No	71%	3,342,000	2,378,000	378,000	990,000	15,000	995,000	637,979	2,302,617	12/17/15	07/05/16	10/31/18	Caltrans	Caltrans	Caltrans	Caltrans
0414000434	SHOPP	SCL	017	REPLACE OVERHEAD SIGN PANELS	0.00	0.00	0.17	0.43	0.00	0.00	0.00	0.00	SHOPP	2014	No	No	No	No	85%	6,181,000	5,281,000	1,340,000	1,890,000	50,000	2,001,000	4,678,310	3,408,937	12/10/15	09/08/17	10/30/19	Caltrans	Caltrans	Caltrans	Caltrans
0414000435	SHOPP	SHOPP	VAR	680	REPLACE OVERHEAD SIGN PANELS	0.00	0.00	0.00	0.32	0.00	0.00	0.00	0.12	SHOPP	2014	No	No	No	No	71%	3,447,000	2,445,000	400,000	1,000,000	15,000	1,030,000	1,491,755	1,927,989	02/02/16	06/23/17	10/01/19	Caltrans	Caltrans	Caltrans	Caltrans
0414000436	SHOPP	SHOPP	ALA	080	RECONSTRUCT MAINTENANCE FACILITIES.	0.00	0.00	0.00	6.58	0.00	0.00	0.00	4.57	N/A	N/A	No	No	No	No	86%	14,950,000	12,795,000	170,000	8,000,000	125,000	4,500,000	6,918	8,088,784	05/01/18	07/15/19	01/15/22	Caltrans	Caltrans	Caltrans	Caltrans
0414000446	SHOPP	SHOPP	MRN	101	RAMP METERING.	0.00	0.15	0.10	0.74	0.00	0.11	0.00	0.10	SHOPP	2016	No	No	No	No	36%	9,810,000	3,544,000	0	1,894,000	50,000	1,600,000	0	0	09/16/19	05/31/21	12/31/21	Caltrans	Caltrans	Caltrans	Caltrans
0414000476	SHOPP	SHOPP	SON	101	ROADWAY REHABILITATION.	0.00	19.89	0.45	0.00	0.00	7.22	0.00	0.00	SHOPP	2016	No	Yes	Yes	No	29%	69,090,000	19,718,000	5,149,000	6,799,000	170,000	7,600,000	0	1,484,312	11/01/19	12/30/21	12/30/22	Caltrans	Caltrans	Caltrans	Caltrans
0414000487	SHOPP	SON	037	INSTALL TRAFFICE CENSUS STATION WITH WEIGH-IN -MOTION.	0.00	0.79	0.15	0.00	0.00	0.02	0.00	0.00	SHOPP	2016	No	Yes	Yes	No	72%	2,120,000	1,516,000	750,000	442,000	20,000	304,000	0	414,992	12/30/19	10/30/20	10/30/21	Caltrans	Caltrans	Caltrans	Caltrans
0414000488	SHOPP	SHOPP	ALA	880	INSTALL WEIGH-IN-MOTION SYSTEM IN BOTH DIRECTIONS.	0.00	2.55	0.05	0.00	0.00	0.33	0.00	0.00	SHOPP	2016	No	Yes	Yes	No	65%	3,545,000	2,305,000	0	1,121,000	63,000	1,121,000	0	68,221	11/29/19	12/01/20	12/01/22	Caltrans	Caltrans	Caltrans	Caltrans
0414000507	PARTNERSHIP	VAR	880	CONVERSION OF HOV LANES TO EXPRESS LANES.	0.00	0.00	0.04	1.29	0.00	0.00	0.00	0.26	N/A	N/A	No	No	No	No								0	1,201,435	08/14/17	11/01/19	01/03/22	MTC	MTC	MTC	MTC
0414000515	SHOPP	SHOPP	ALA	092	INSTALL AND UPGRADE SAFETY LIGHTING	0.00	0.06	0.00	2.12	0.00	0.09	0.00	0.25	SHOPP	2016	No	No	No	No	81%	2,566,000	2,088,000	574,000	806,000	77,000	631,000	0	573,395	11/14/18	02/03/20	02/01/22	Caltrans	Caltrans	Caltrans	Caltrans
0414000518	SHOPP	SCL	101	FILL VOIDS UNDER PAVEMENT AND REPAIR ERODED EMBANKMENT SLOPE.	0.00	0.00	0.00	0.37	0.00	0.00	0.00	0.00	SHOPP	2016	No	No	No	No	80%	1,083,000	870,000	220,000	440,000	10,000	200,000	0	640,080	05/03/18	09/13/19	10/29/21	Caltrans	Caltrans	Caltrans	Caltrans
0414000521	SHOPP	MRN	101	REPAIR SINKING PAVEMENT AND DRAINAGE SYSYTEM.	0.00	0.00	0.02	0.92	0.00	0.00	0.00	0.10	SHOPP	2016	No	No	No	Yes	35%	5,712,000	2,002,000	300,000	702,000	53,000	947,000	0	850,426	04/27/18	12/31/18	12/28/20	Caltrans	Caltrans	Caltrans	Caltrans
0414000523	SHOPP	SON	037	RESTORE EASTERN BRIDGE APPROACH SETTLEMENT.	0.00	0.37	0.06	2.08	0.00	0.08	0.00	0.17	SHOPP	2016	No	No	No	No	117%	1,515,000	1,780,000	600,000	830,000	30,000	320,000	0	518,557	09/15/18	10/01/19	12/30/20	Caltrans	Caltrans	Caltrans	Caltrans
0414000527	SHOPP	SON	001	REPAIR ROADWAY SLIP-OUTS.	0.00	0.74	0.35	0.25	0.00	0.37	0.00	0.08	SHOPP	2016	No	No	No	No	92%	4,030,000	3,720,000	1,500,000	1,500,000	100,000	620,000	0	954,853	02/01/19	12/30/19	12/30/20	Caltrans	Caltrans	Caltrans	Caltrans
0414000528	SHOPP	SON	101	GROUTING, STEEL PILES AND REGRADING.	0.02	0.10	0.09	2.94	0.00	0.09	0.00	0.32	SHOPP	2016	No	No	No	No	62%	3,890,000	2,425,000	830,000	725,000	100,000	770,000	0	562,624	09/15/18	10/01/19	12/30/20	Caltrans	Caltrans	Caltrans	Caltrans
0414000529	SHOPP	SHOPP	MRN	001	REPAIR ROADWAY SLIP-OUT	0.00	0.25	0.01	2.00	0.00	0.28	0.00	0.50	SHOPP	2016	No	No	No	No	192%	1,565,000	3,000,000	1,025,000	1,200,000	250,000	525,000	11,939	923,215	12/07/18	10/31/19	10/30/20	Caltrans	Caltrans	Caltrans	Caltrans
0414000530	SHOPP	NAP	121	EMBANKMENT STABILIZATION AND CULVERT REPAIR.	0.00	1.00	0.05	1.80	0.00	0.23	0.00	0.09	SHOPP	2016	No	No	No	No	105%	1,887,000	1,987,000	850,000	800,000	42,000	295,000	38,797	859,335	01/14/19	06/15/20	02/09/21	Caltrans	Caltrans	Caltrans	Caltrans
0414000535	SHOPP	CC	004	CONSTRUCT RETAINING WALLS TO REPAIR STORM DAMAGE SLIP-OUTS.	0.00	0.10	0.02	0.98	0.00	0.10	0.00	0.01	SHOPP	2016	No	No	No	No	75%	2,532,000	1,888,000	894,000	511,000	38,000	445,000	0	1,120,414	01/04/19	10/31/19	10/29/21	Caltrans	Caltrans	Caltrans	Caltrans
0414000542	SHOPP	SCL	237	INSTALL MEDIAN BARRIER	0.00	0.00	0.03	2.13	0.00	0.00	0.00	0.17	SHOPP	2016	No	No	No	Yes	30%	3,953,000	1,195,000	0	650,000	27,000	518,000	4,400	633,627	09/07/17	02/01/19	02/03/21	Caltrans	Caltrans	Caltrans	Caltrans
0414000544	SHOPP	ALA	238	INSTALL AND UPGRADE SAFETY LIGHTING.	0.00	0.22	0.29	2.00	0.00	0.12	0.00	0.02	SHOPP	2016	No	No	No	No	63%	4,940,000	3,130,000	780,000	1,150,000	150,000	1,050,000	0	618,055	01/02/19	01/02/20	01/03/22	Caltrans	Caltrans	Caltrans	Caltrans
0415000003	SHOPP	SHOPP	NAP	029	BRIDGE PREVENTIVE MAINTENANCE.	0.06	1.37	0.62	0.00	0.00	0.43	0.00	0.00	SHOPP	2016	Yes	No	No	No	102%	3,339,000	3,396,000	1,600,000	710,000	236,000	850,000	0	970,606	10/30/20	12/01/21	12/01/23	Caltrans	Caltrans	Caltrans	Caltrans
0415000004	SHOPP PA	SM	101	REPLACE BRIDGE	3.77	0.00	0.00	0.00	0.02	0.00	0.00	0.00	N/A	N/A	No	No	No	No								0	0	06/01/22	06/01/24	06/01/26	Caltrans	Caltrans	Caltrans	Caltrans
0415000005	SB1 RMRA	ALA	880	SUB-SRUCTURE REHAB/SCOUR MITIGATION	2.37	0.00	0.00	0.00	0.01	0.00	0.00	0.00	SHOPP	2016	No	No	No	No	132%	2,407,000	3,180,000	1,000,000	850,000	160,000	1,170,000	0	0	08/15/22	08/01/23	10/01/25	Caltrans	Caltrans	Caltrans	Caltrans
0415000006	SHOPP	ALA	080	UPGRADE/REPLACE TRANSPORTATION MANAGEMENT SYSTEM ELEMENTS.	0.00	2.34	0.18	0.00	0.00	0.00	0.00	0.00	SHOPP	2016	No	No	No	No	55%	5,147,000	2,824,000	760,000	760,000	260,000	1,044,000	0	0	12/24/20	12/24/21	02/01/24	Caltrans	Caltrans	Caltrans	Caltrans
0415000008	SHOPP	ALA	880	HIGHWAY WORKER SAFETY IMPROVEMENTS.	0.00	3.68	0.03	0.00	0.00	0.00	0.00	0.00	SHOPP	2016	No	Yes	Yes	No	53%	4,928,000	2,614,000	810,000	880,000	44,000	880,000	0	283,991	12/20/19	07/02/20	09/01/22	Caltrans	Caltrans	Caltrans	Caltrans
0415000009	SHOPP	SHOPP	CC	VAR	CONSTRUCT MAINTENANCE WORKER SAFETY IMPROVEMENTS.	0.00	1.83	0.02	0.00	0.00	0.14	0.00	0.00	SHOPP	2016	No	No	No	No	68%	2,635,000	1,789,000	455,000	637,000	5,000	692,000	0	436,753	03/24/20	11/30/20	11/30/22	Caltrans	Caltrans	Caltrans	Caltrans
0415000010	SHOPP PA	SM	101	REPLACE BRIDGE RAIL.	1.23	0.00	0.00	0.00	0.02	0.00	0.00	0.00	N/A	N/A	No	No	No	No								0	0	09/01/22	09/01/23	09/01/24	Caltrans	Caltrans	Caltrans	Caltrans
0415000012	SHOPP	SHOPP	NAP	029	PLANT ESTABLISHMENT.	0.00	0.00	0.01	0.69	0.00	0.00	0.00	0.00	SHOPP	2016	No	No	No	No	151%	158,000	238,000	0	131,000	27,000	80,000	0	188,382	06/05/17	07/15/19	12/31/20	Caltrans	Caltrans	Caltrans	Caltrans
0415000014	SHOPP PA	SM	001	RESTORE BRIDGES TO SERVICEABLE CONDITION AND PROTECT STRUCTURAL INTEGRITY THEREBY ENHANCING HIGHWAY SAFETY.	2.39	0.00	0.24	0.00	0.18	0.00	0.00	0.00	N/A	N/A	No	No	No	No								0	0	11/01/22	11/01/24	11/01/26	Caltrans	Caltrans	Caltrans	Caltrans
0415000016	SHOPP	CC	580	BRIDGE REHABILITATION.	0.27	2.19	0.61	0.00	0.29	0.55	0.00	0.00	SHOPP	2016	Yes	No	No	No	44%	5,833,000	2,569,000	700,000	876,000	117,000	876,000	0	306,283	10/12/20	06/01/21	06/01/23	Caltrans	Caltrans	Caltrans	Caltrans
0415000017	SHOPP	SCL	VAR	BRIDGE PREVENTATIVE MAINTENANCE.	0.91	2.61	0.07	0.00	0.14	0.72	0.00	0.00	SHOPP	2016	Yes	No	No	No	96%	2,401,000	2,294,000	900,000	750,000	44,000	600,000	0	195,832	12/22/20	10/01/21	10/02/23	Caltrans	Caltrans	Caltrans	Caltrans
0415000021	SHOPP	NAP	029	SUB STRUCTURE REHAB/SCOUR MITIGATION.	1.30	2.49	1.08	0.00	0.08	0.59	0.00	0.00	SHOPP	2016	Yes	No	No	No	272%	1,417,000	3,850,000	1,320,000	1,100,000	330,000	1,100,000	0	328,535	10/30/20	12/01/21	12/01/23	Caltrans	Caltrans	Caltrans	Caltrans
0415000022	SHOPP	SCL	101	INSTALL EDGELINE AND SHOULDER RUMPLE STRIPS, CONCRETE BARRIER AND ENHANCED WET-NIGHT VISIBILITY STRIPING.	0.00	1.07	0.07	0.00	0.00	0.02	0.00	0.00	SHOPP	2016	No	Yes	Yes	No	60%	1,770,000	1,055,000	230,000	300,000	75,000	450,000	0	121,626	01/23/20	01/22/21	03/13/23	Caltrans	Caltrans	Caltrans	Caltrans
0415000031	GEOTECHNICAL BORINGS COMPLIANCE	VAR	VAR	Identify, prioritize and execute a mitigation strategy for boreholes	0.00	0.06	0.00	0.00	0.00	2.38	0.00	0.00	N/A	N/A	No	No	No	No								0	965,099				Caltrans	Caltrans	Caltrans	Caltrans
0415000034	SHOPP	SF	101	PAINT SUPERSTRUCTURE STEEL MEMBERS.	2.78	9.33	0.69	0.00	0.13	6.17	0.00	0.00	SHOPP	2016	Yes	No	No	No	25%	100,855,000	25,000,000	2,500,000	9,200,000	300,000	13,000,000	0	907,277	11/01/20	10/01/24	06/02/25	Caltrans	Caltrans	Caltrans	Caltrans
0415000040	PARTNERSHIP	ALA	084	WIDENING FROM 2 LANES TO 4 LANES AND INTERCHANGE MODIFICATION	0.00	1.06	1.75	0.00	0.00	0.60	0.00	0.00	N/A	N/A	No	No	No	No								0	1,556,560	09/01/21	06/01/24	06/01/26	Alameda County Transportation Commission	Alameda County Transportation Commission	Alameda County Transportation Commission	Alameda County Transportation Commission

Attachment 1
COS Fiscal Year 2018-19 Project Workload File

EFIS ID	Project Type	CO	RTE	Work Description	DIST PAED	DIST PSE	DIST RW	DIST CON	DES PAED	DES PSE	DES RW	DES CON	Document	Document Year	PA&ED in 18/19	RTL in 18/19	RW Cert in 18/19	CCA in 18/19	Support To Capital %[2]	Total Capital Budget[1]	Total Support Budget[1]	Environmental Support Budget	Design Support Budget	Right of Way Support Budget	Construction Support Budget	Total Capital Expenditures	Total Support Expenditures	Estimated Construction Start Date[3]	Estimated Construction End Date[4]	Estimated Project End Date[5]	PAED Implementing Agency	PSE Implementing Agency	ROW Implementing Agency	CON Implementing Agency
0415000043	SHOPP PA	SCL	VAR	RELOCATE OR SHIELD CONTROLLER CABINETS.	3.02	0.06	0.00	0.00	0.01	0.00	0.00	0.00	N/A	N/A	No	No	No	No								0	0	09/13/22	10/10/24	09/09/27	Caltrans	Caltrans	Caltrans	Caltrans
0415000047	PARTNERSHIP	CC	004	REPLACEMENT PLANTING	0.00	0.00	0.01	0.71	0.00	0.00	0.00	0.01	N/A	N/A	No	No	No	No								0	1,055,646	11/30/17	08/02/21	12/01/23	Contra Costa Transportation Authority	Caltrans	Caltrans	Caltrans
0415000066	SHOPP	ALA	580	RESURFACE AND RESTORE PAVEMENT ON THE MAINLINE AND RAMPS, AND INSTALL RAMP METERING.	0.00	0.00	0.05	6.72	0.00	0.00	0.00	0.61	SHOPP	2014	No	No	No	No	25%	71,022,000	17,677,000	2,395,000	6,435,000	29,000	8,818,000	17,455,999	13,731,992	11/28/16	07/01/19	12/01/21	Caltrans	Caltrans	Caltrans	Caltrans
0415000075	SHOPP	ALA	580	INSTALL AND UPGRADE TRANSPORTATION MANAGEMENT SYSTEM ELEMENTS.	1.55	7.79	0.11	0.00	0.01	0.02	0.00	0.00	SHOPP	2016	Yes	No	No	No	50%	17,980,000	9,050,000	2,700,000	2,700,000	50,000	3,600,000	0	0	11/16/20	11/15/21	01/15/24	Caltrans	Caltrans	Caltrans	Caltrans
0415000077	SB1 RMRA	CC	080	R/W WORK S 33 K, ROAD 511000 K	5.62	0.00	0.11	0.00	0.01	0.00	0.00	0.00	SHOPP	2016	No	No	No	No	25%	61,345,000	15,414,000	3,083,000	4,624,000	206,000	7,501,000	0	0	11/15/22	12/31/24	12/31/26	Caltrans	Caltrans	Caltrans	Caltrans
0415000078	SB1 RMRA	SON	101	SUB-STRUCTURE REHAB/SCOUR MITIGATION-SAN ANTONIO CREEK BRIDGE #20 0019R	1.27	0.00	0.06	0.00	0.17	0.00	0.00	0.00	SHOPP	2016	No	No	No	No	163%	1,157,000	1,890,000	982,000	416,000	24,000	468,000	0	0	06/01/22	02/01/23	01/31/25	Caltrans	Caltrans	Caltrans	Caltrans
0415000080	SHOPP	SM	101	PAVEMENT PRESERVATION (CAPM).	0.00	2.19	0.29	0.00	0.00	0.00	0.00	0.00	SHOPP	2016	No	No	No	No	25%	16,600,000	4,158,000	1,056,000	1,342,000	132,000	1,628,000	0	144,653	05/15/20	05/01/21	05/01/23	Caltrans	Caltrans	Caltrans	Caltrans
0415000085	SHOPP	SON	116	STORM WATER MITIGATION.	2.72	0.00	0.13	0.00	0.02	0.00	0.00	0.00	SHOPP	2016	Yes	No	No	No	72%	3,186,000	2,305,000	900,000	670,000	80,000	655,000	0	218,616	05/15/20	12/30/20	12/30/22	Caltrans	Caltrans	Caltrans	Caltrans
0415000086	SHOPP	SM	082	INSTALL CROSSWALK SAFETY ENCHANCEMENTS.	0.00	0.00	0.01	0.05	0.00	0.00	0.00	0.00	SHOPP	2014	No	No	No	No	37%	5,693,000	2,082,000	450,000	844,000	108,000	680,000	4,357,763	2,405,975	08/24/16	12/29/17	12/27/19	Caltrans	Caltrans	Caltrans	Caltrans
0415000088	SHOPP	ALA	VAR	CROSSWALK SAFETY ENHANCEMENTS.	0.00	5.31	0.22	0.00	0.00	0.17	0.00	0.00	SHOPP	2016	No	Yes	Yes	No	63%	4,090,000	2,572,000	786,000	1,000,000	214,000	572,000	0	286,238	12/30/19	01/04/21	05/01/22	Caltrans	Caltrans	Caltrans	Caltrans
0415000090	SHOPP PA	ALA	VAR	APS SYSTEMS AND PEDESTRIAN COUNT DOWN TIMERS	0.66	0.27	0.12	0.00	0.00	0.00	0.00	0.00	N/A	N/A	No	No	No	No								0	0	01/31/22	02/01/23	06/13/25	Caltrans	Caltrans	Caltrans	Caltrans
0415000091	SHOPP PA	CC	VAR	APS SYSTEMS AND PEDESTRIAN COUNT-DOWN TIMERS	2.92	0.00	0.00	0.00	0.00	0.00	0.00	0.00	N/A	N/A	No	No	No	No								0	0	03/01/22	03/01/23	03/01/25	Caltrans	Caltrans	Caltrans	Caltrans
0415000099	SHOPP	ALA	VAR	CROSSWALK SAFETY ENHANCEMENTS.	0.00	1.85	0.05	0.00	0.00	0.05	0.00	0.00	SHOPP	2016	No	Yes	Yes	No	114%	1,721,000	1,966,000	800,000	550,000	66,000	550,000	0	83,042	12/13/19	12/02/20	12/02/22	Caltrans	Caltrans	Caltrans	Caltrans
0415000100	SHOPP	ALA	VAR	RESTORE SYSTEM DAMAGE DUE TO COPPER WIRE THEFT.	0.00	0.00	0.00	0.81	0.00	0.00	0.00	0.00	SHOPP	2014	No	No	No	Yes	27%	6,000,000	1,600,000	94,000	376,000	10,000	1,120,000	1,412,516	1,094,586		09/03/18	11/01/18	Caltrans	Caltrans	Caltrans	Caltrans
0415000104	SHOPP	SCL	VAR	RESTORE ELECTRICAL SYSTEM-WIRE THEFT	0.00	0.00	0.00	1.00	0.00	0.00	0.00	0.00	SHOPP	2014	No	No	No	Yes	28%	8,000,000	2,240,000	158,000	632,000	10,000	1,440,000	5,210,465	1,700,238		09/03/18	11/01/18	Caltrans	Caltrans	Caltrans	Caltrans
0415000105	SHOPP	SOL	VAR	NORTH COUNTIES WIRE THEFT REPAIR.	0.00	0.00	0.00	0.65	0.00	0.00	0.00	0.00	SHOPP	2014	No	No	No	Yes	30%	4,200,000	1,280,000	62,000	248,000	10,000	960,000	1,793,311	821,743		09/03/18	11/01/18	Caltrans	Caltrans	Caltrans	Caltrans
0415000131	SHOPP	SCL	280	PAVEMENT PRESERVATION (CAPM)	0.00	5.36	0.05	0.00	0.00	0.65	0.00	0.00	SHOPP	2016	No	Yes	Yes	No	25%	47,624,000	11,894,000	1,853,000	3,284,000	96,000	6,661,000	0	1,454,626	10/08/19	12/01/21	12/01/23	Caltrans	Caltrans	Caltrans	Caltrans
0415000147	SHOPP	SF	001	REPLACE EXISTING LIGHTING SYSTEM WITH LED LIGHTING SYSTEM.	0.00	0.97	0.15	0.00	0.00	0.05	0.00	0.00	SHOPP	2016	No	Yes	Yes	No	54%	3,961,000	2,140,000	520,000	780,000	50,000	790,000	0	313,048	02/04/20	02/03/21	04/03/23	Caltrans	Caltrans	Caltrans	Caltrans
0415000178	SHOPP	NAP	029	REPLACE BRIDGE ON NEW ALIGNMENT.	0.00	0.00	0.00	0.17	0.00	0.00	0.00	0.02	SHOPP	2012	No	No	No	No	56%	7,723,000	4,300,000	1,300,000	1,185,000	365,000	1,450,000	5,151,885	6,833,863		01/10/17	07/31/19	Caltrans	Caltrans	Caltrans	Caltrans
0415000183	SHOPP	ALA	080	INSTALL MEDIAN CONCRETE BARRIER TYPE 60G AND MEDIAN LIGHTING.	5.00	3.49	0.12	0.00	0.00	0.68	0.00	0.00	SHOPP	2016	Yes	No	No	No	56%	14,612,000	8,225,000	2,750,000	2,750,000	100,000	2,625,000	0	147,634	11/30/20	11/30/21	11/30/23	Caltrans	Caltrans	Caltrans	Caltrans
0415000184	SHOPP	SCL	280	ELIMINATING FREE RIGHT TURN AT N.B OFF-RAMP	0.76	1.18	0.10	0.00	0.01	0.01	0.00	0.00	SHOPP	2016	Yes	No	No	No	90%	1,162,000	1,047,000	432,000	285,000	45,000	285,000	0	16,826	10/30/20	05/31/21	05/31/23	Caltrans	Caltrans	Caltrans	Caltrans
0415000186	SHOPP	VAR	VAR	Underground Storage Tank and Superfund Monitoring	0.10	1.47	0.00	0.13	0.00	0.00	0.00	0.00	N/A	N/A	No	No	No	No								0	1,151,677				Caltrans	Caltrans	Caltrans	Caltrans
0415000189	TCRP	SCL	680	REPLACEMENT PLANTING	0.00	0.00	0.00	1.81	0.00	0.00	0.00	0.00	STIP	2016	No	No	No	No	26%	6,260,000	1,610,000	0	800,000	10,000	800,000	0	789,157	02/16/18	02/16/22	04/16/24	Caltrans	Caltrans	Caltrans	Caltrans
0415000190	TCRP	ALA	680	REPLACEMENT PLANTING	0.00	0.00	0.00	1.48	0.00	0.00	0.00	0.00	STIP	2016	No	No	No	No	53%	3,613,000	1,905,000	0	1,100,000	5,000	800,000	4,000	742,549	12/26/17	02/16/22	04/16/24	Caltrans	Caltrans	Caltrans	Caltrans
0415000191	SHOPP	NAP	121	INSTALL ROCK BOLTS AND FLEXIBLE CABLE MESH TO MITIGATE ROCKFALL.	0.00	0.00	0.04	0.40	0.00	0.00	0.00	0.19	SHOPP	2016	No	No	No	Yes	122%	1,035,000	1,261,000	400,000	360,000	85,000	416,000	0	642,239	05/11/18	12/28/18	12/31/20	Caltrans	Caltrans	Caltrans	Caltrans
0415000200	SHOPP	VAR	VAR	Long-term mitigation monitoring	0.00	0.00	0.00	0.82	0.00	0.00	0.00	0.00	N/A	N/A	No	No	No	No								0	514,122				Caltrans	Caltrans	Caltrans	Caltrans
0415000207	PARTNERSHIP	ALA	VAR	CONVERSION OF HOV LANES TO EXPRESS LANES.	0.00	0.00	0.00	0.53	0.00	0.00	0.00	0.00	N/A	N/A	No	No	No	No								0	0		08/22/23	09/23/25	Caltrans	Bay Area Infrastructure Financing Authority (BAIFA)	Bay Area Infrastructure Financing Authority (BAIFA)	Bay Area Infrastructure Financing Authority (BAIFA)
0415000216	PARTNERSHIP	ALA	VAR	BAIFA TO INSTALL FACILITIES CONSISTING OF OFFICE SPACE, SERVERS, WORKSTATIONS, AND NETWORK COMMUNICATION SYSTEM AT CALTRANS' DISTRICT 4 TRAFFIC MANAGEMENT CENTER (TMC) OFFICE, INCLUSIVE OF THE TRAVELER INFORMATION CENTER (TIC).	0.00	0.00	0.00	0.00	0.00	0.00	0.00	0.00	N/A	N/A	No	No	No	No								0	0		12/29/17	12/30/19	Bay Area Infrastructure Financing Authority (BAIFA)	Bay Area Infrastructure Financing Authority (BAIFA)	Bay Area Infrastructure Financing Authority (BAIFA)	Bay Area Infrastructure Financing Authority (BAIFA)
0415000217	PARTNERSHIP	CC	680	BAIFA TO INSTALL FACILITIES CONSISTING OF SERVERS AND NETWORK COMMUNICATION SYSTEM AT THE BENICIA MARTINEZ TOLL PLAZA BUILDING (TOLL PLAZA) FOR THE PURPOSE OF OPERATING BAIFA'S EXPRESS LANES.	0.00	0.00	0.02	0.00	0.00	0.00	0.00	0.00	N/A	N/A	No	No	No	No								0	0		12/29/17	12/30/19	Bay Area Infrastructure Financing Authority (BAIFA)	Bay Area Infrastructure Financing Authority (BAIFA)	Bay Area Infrastructure Financing Authority (BAIFA)	Bay Area Infrastructure Financing Authority (BAIFA)
0415000221	SHOPP	SF	VAR	CROSSWALK SAFETY ENHANCEMENTS.	0.81	0.41	0.08	0.00	0.00	0.00	0.00	0.00	SHOPP	2016	Yes	No	No	No	36%	7,065,000	2,519,000	600,000	914,000	91,000	914,000	0	209,151	01/04/21	07/29/22	07/31/24	Caltrans	Caltrans	Caltrans	Caltrans
0415000222	SHOPP	SM	VAR	IMPROVE TRACTION OF EXISTING PAVEMENT	0.00	0.32	0.05	1.37	0.00	0.00	0.00	0.00	SHOPP	2016	No	No	No	No	42%	3,995,000	1,686,000	596,000	500,000	10,000	580,000	0	232,690	01/04/19	05/03/20	05/03/21	Caltrans	Caltrans	Caltrans	Caltrans
0415000236	PARTNERSHIP	SM	101	STREET INTERCHANGE RECONSTRUCTION	0.00	0.00	0.05	0.67	0.00	0.00	0.00	0.13	N/A	N/A	No	No	No	No								0	807,964	07/02/18	07/02/20	07/02/21	San Carlos, City of	San Carlos, City of	San Carlos, City of	San Carlos, City of
0415000237	PARTNERSHIP	SM	101	PEDESTRAIN OVERCROSSING.	0.00	0.13	0.00	0.02	0.00	0.00	0.00	0.50	N/A	N/A	No	No	No	Yes								0	437,195		11/15/18	11/15/20	San Carlos, City of	San Carlos, City of	San Carlos, City of	San Carlos, City of
0415000244	SHOPP	SCL	017	MODIFY EXISTING DRAINAGE SYSTEM AND REPAIR SLOPE WASHOUT.	0.00	0.00	0.01	0.00	0.00	0.00	0.00	0.00	N/A	N/A	No	No	No	No	137%	549,000	751,000	30,000	375,000	24,000	322,000	0	26,875	07/14/20	09/06/21	09/10/23	Caltrans	Caltrans	Caltrans	Caltrans
0415000245	SHOPP PA	SCL	101	INJECT FOUNDATION GROUT, CONSTRUCT ROCK SLOPE PROTECTION, AND INSTALL DRAINAGE SYSTEM.	2.10	2.67	0.02	0.00	0.00	0.00	0.00	0.00	N/A	N/A	No	No	No	No								0	0	06/15/21	09/01/22	09/01/24	Caltrans	Caltrans	Caltrans	Caltrans
0415000246	SHOPP	SOL	680	REPAIR SLIPOUTS ON THE CUT SLOPE ALONG SOUTHBOUND RTE 680.	1.16	1.66	0.01	0.00	0.00	0.00	0.00	0.00	SHOPP	2016	Yes	No	No	No	150%	1,078,000	1,617,000	560,000	514,000	22,000	521,000	0	0	05/28/20	03/31/21	12/30/22	Caltrans	Caltrans	Caltrans	Caltrans
0415000252	SHOPP PA	SM	280	RECONSTRUCT CONCRETE LINED DITCH AND EMBANKMENT SLOPE.	1.08	0.00	0.09	0.00	0.00	0.00	0.00	0.00	N/A	N/A	No	No	No	No								0	0	02/26/21	11/19/21	03/23/23	Caltrans	Caltrans	Caltrans	Caltrans
0415000260	SHOPP	VAR	VAR	ADVANCE BANKING CREDITS FOR ENVIRONMENTAL MITIGATION. FINANCIAL CONTRIBUTION ONLY (FCO).	0.28	0.00	0.09	0.00	0.00	0.00	0.00	0.00	N/A	N/A	No	No	No	No								0	178,794		08/21/23	11/12/18	Caltrans	Caltrans	Caltrans	Caltrans
0415000288	SHOPP	NAP	121	BRIDGE REHABILITATION.	0.15	1.18	0.19	0.00	0.01	0.39	0.00	0.00	SHOPP	2016	Yes	No	No	No	87%	2,665,000	2,320,000	750,000	735,000	100,000	735,000	0	533,568	10/30/20	12/01/21	12/01/23	Caltrans	Caltrans	Caltrans	Caltrans
0415000291	PARTNERSHIP	MRN	101	CONSTRUCT MULITIUSE BIKEPATH.	0.00	0.00	0.01	3.41	0.00	0.00	0.00	2.56	N/A	N/A	No	No	No	No								0	905,988	11/28/18	10/31/19	10/29/21	Caltrans	Transportation Authority of Marin	Transportation Authority of Marin	Caltrans
0415000318	PARTNERSHIP	SCL	152	INSTALL SINGLE LANE ROUNDABOUT.	0.00	0.63	0.00	0.00	0.00	0.00	0.00	0.00	N/A	N/A	No	No	No	Yes								0	287,478		03/01/19	04/01/21	Gilroy, City of	Gilroy, City of	Gilroy, City of	Gilroy, City of
0415000320	SB1 RMRA	NAP	029	PAVEMENT PRESERVATION (CAPM)	2.77	0.00	0.00	0.00	0.01	0.00	0.00	0.00	SHOPP	2016	No	No	No	No	33%	9,487,000	3,144,000	900,000	1,100,000	44,000	1,100,000	0	0	06/30/21	07/01/22	12/27/24	Caltrans	Caltrans	Caltrans	Caltrans
0415000324	PARTNERSHIP	SCL	280	CONSTRUCT ADDITIONAL LEFT-TURN LANE	0.00	0.00	0.00	0.38	0.00	0.00	0.00	0.00	N/A	N/A	No	No	No	Yes								0	693,926		10/17/18	10/19/20	Cupertino, City of	Cupertino, City of	Cupertino, City of	Cupertino, City of
0415000331	SHOPP	CC	080	PAVEMENT PRESERVATION (CAPM)	0.00	0.00	0.03	9.09	0.00	0.00	0.00	0.14	SHOPP	2016	No	No	No	Yes	18%	37,240,000	6,787,000	0	1,254,000	33,000	5,500,000	0	1,248,317	07/27/17	03/29/19	03/31/22	Caltrans	Caltrans	Caltrans	Caltrans
0415000334	SHOPP	ALA	VAR	ON-CALL SERVICE CONTRACT TO RESTORE NON-OPERATIONAL TRANSPORTATION MANAGEMENT SYSTEM ELEMENTS.	0.00	0.00	0.00	5.61	0.00	0.00	0.00	0.00	SHOPP	2016	No	No	No	No	30%	16,000,000	4,800,000	450,000	1,340,000	10,000	3,000,000	0	1,628,417	01/05/18	12/30/19	02/28/22	Caltrans	Caltrans	Caltrans	Caltrans
0415000338	SHOPP	SCL	280	SEISMIC RESTORATION	0.00	1.95	0.05	0.00	0.00	0.35	0.00	0.00	SHOPP	2016	No	Yes	Yes	No	112%	2,504,000	2,794,000	1,144,000	1,034,000	66,000	550,000	0	332,933	10/28/19	10/27/20	12/16/22	Caltrans	Caltrans	Caltrans	Caltrans
0415000339	PARTNERSHIP	SM	082	FRONTAGE IMPROVEMENT PROJECT FOR THE SAN CARLOS TRANSIT VILLAGE.	0.00	0.00	0.00	0.06	0.00	0.00	0.00	0.00	N/A	N/A	No	No	No	No								0	314,516		12/14/23	01/15/26	San Mateo County Transit District	San Mateo County Transit District	San Mateo County Transit District	San Mateo County Transit District
0415000340	SHOPP	SF	101	CONSTRUCT DRAINAGE IMPROVEMENTS, OVERLAY EXISTING PAVEMENT WITH PGFC AND GROOVE EXISTING PAVEMENT.	3.69	2.77	0.09	0.00	0.02	0.03	0.00	0.00	SHOPP	2016	Yes	No	No	No	31%	21,990,000	6,730,000	2,000,000	1,700,000	30,000	3,000,000	0	0	10/01/20	10/01/21	12/01/23	Caltrans	Caltrans	Caltrans	Caltrans
0415000343	SB1 RMRA	NAP	029	STORM PERMANENT RESTORATION - REHABILITATE CULVERTS.	2.34	0.00	0.00	0.00	0.17	0.00	0.00	0.00	SHOPP	2016	No	No	No	No	81%	3,630,000	2,928,000	1,086,000	786,000	350,000	706,000	0	0	01/11/23	09/01/23	11/01/25	Caltrans	Caltrans	Caltrans	Caltrans
0415000344	SHOPP	MRN	101	INSTALL FLOOD GATES AND MODIFY BOX CULVENT.	0.86	1.50	0.03	0.00	0.00	0.49	0.00	0.00	SHOPP	2016	Yes	No	No	No	211%	922,000	1,950,000	150,000	850,000	100,000	850,000	0	0	07/08/20	11/01/20	11/01/22	Caltrans	Caltrans	Caltrans	Caltrans
0415000351	SHOPP PA	SON	116	INSTALL/UPGRADE CURB RAMPS & PEDESTRIAN FACILITIES TO ADA STANDARDS.	0.72	0.75	0.18	0.00	0.00	0.00	0.00	0.00	N/A	N/A	No	No	No	No								0	0	02/28/24	05/10/28	06/12/30	Caltrans	Caltrans	Caltrans	Caltrans
0415000355	SHOPP	ALA	013	PLANT ESTABLISHMENT AND BIOLOGICAL MONITORING.	0.00	0.00	0.00	0.20	0.00	0.00	0.00	0.00	SHOPP	2016	No	No	No	No	170%	200,000	340,000	0	140,000	0	200,000	0	113,761	03/09/18	11/30/21	01/30/24	Caltrans	Caltrans	Caltrans	Caltrans
0415000361	SHOPP	ALA	013	UPGRADE CURB RAMPS AND SIDEWALKS	0.00	0.00	0.32	0.19	0.00	0.00	0.00	0.00	SHOPP	2014	No	No	No	No	109%	990,000	1,078,000	45,000	360,000	166,000	507,000	868,122	1,475,455	01/11/17	08/14/17	09/30/19	Caltrans	Caltrans	Caltrans	Caltrans
0415000362	SHOPP	ALA	013	UPGRADE CURB RAMPS AND SIDEWALKS.	0.00	1.14	0.30	1.96	0.00	0.11	0.00	0.00	SHOPP	2016	No	Yes	Yes	No	79%	3,625,000	2,848,000	455,000	1,400,000	200,000	793,000	0	1,396,683	03/29/19	09/27/19	11/26/21	Caltrans	Caltrans	Caltrans	Caltrans
0415000402	PHASE II/TOLL SEISMIC/OTHER TOLL	CC	580	PREPARE PS&E TO CONSTRUCT BICYCLE AND PEDESTRAIN LANE ON THE (UPPER DECK) WESTBOUND DIRECTION AT THE RICHMOND/SAN RAFAEL BR.	0.00	0.00	0.00	0.48	0.00	0.00	0.00	0.27	N/A	N/A	No	No	No	No								0	411,859	06/15/17			Caltrans	BATA (Bay Area Toll Authority)	BATA (Bay Area Toll Authority)	BATA (Bay Area Toll Authority)
0416000001	SHOPP	ALA	880	RECONSTRUCT RAMPS AND INSTALL SIGNAL.	0.01	2.48	0.16	0.00	0.00	0.01	0.00	0.00	SHOPP	2016	Yes	No	No	No	106%	3,595,000	3,825,000	1,200,000	1,250,000	125,000	1,250,000	0	195,732	11/02/20	12/31/21	12/29/23	Caltrans	Caltrans	Caltrans	Caltrans
0416000005	SHOPP	ALA	084	INSTALL OUTER SEPARATION BARRIER.	1.15	5.72	0.48	0.00	0.00	0.97	0.00	0.00	SHOPP	2016	Yes	No	No	No	46%	18,840,000	8,740,000	3,500,000	2,500,000	240,000	2,500,000	0	128,569	12/07/20	04/01/22	04/01/24	Caltrans	Caltrans	Caltrans	Caltrans
0416000010	SB1 RMRA	SCL	087	ROADWAY REHAB (2R)	4.24	0.00	0.00	0.00	0.47	0.00	0.00	0.00	SHOPP	2016	No	No	No	No	25%	55,567,000	13,823,000	2,767,000	4,425,000	50,000	6,581,000	0	0	02/01/23	03/03/25	03/01/27	Caltrans	Caltrans	Caltrans	Caltrans

Attachment 1
COS Fiscal Year 2018-19 Project Workload File

EFIS ID	Project Type	CO	RTE	Work Description	DIST PAED	DIST PSE	DIST RW	DIST CON	DES PAED	DES PSE	DES RW	DES CON	Document	Document Year	PA&ED in 18/19	RTL in 18/19	RW Cert in 18/19	CCA in 18/19	Support To Capital %[2]	Total Capital Budget[1]	Total Support Budget[1]	Environmental Support Budget	Design Support Budget	Right of Way Support Budget	Construction Support Budget	Total Capital Expenditures	Total Support Expenditures	Estimated Construction Start Date[3]	Estimated Construction End Date[4]	Estimated Project End Date[5]	PAED Implementing Agency	PSE Implementing Agency	ROW Implementing Agency	CON Implementing Agency
0416000016	STIP	SCL	680	CONSTRUCT A TOTAL OF SIX NEW SOUNDWALLS ALONG ROUTE 680 BETWEEN CAPITOL EXPRESSWAY AND MUELLER AVE.	0.00	0.13	0.00	0.00	0.00	0.01	0.00	0.00	STIP	2016	No	No	No	No								0	102,602	06/02/20	10/19/21	12/19/23	Santa Clara Valley Transportation Authority	Santa Clara Valley Transportation Authority	Santa Clara Valley Transportation Authority	Santa Clara Valley Transportation Authority
0416000017	SHOPP PA	SCL	101	ROADSIDE REHABILITATION/ WATER CONSERVATION .	0.85	0.00	0.00	0.00	0.02	0.00	0.00	0.00	N/A	N/A	No	No	No	No								0	0	12/15/21	02/15/23	08/14/25	Caltrans	Caltrans	Caltrans	Caltrans
0416000020	SHOPP PA	SCL	082	INSTALL AND/OR UPDATE CURB RAMPS AND PEDESTRIAN FACILITIES TO ADA STANDARDS	1.60	0.00	0.17	0.00	0.00	0.00	0.00	0.00	N/A	N/A	No	No	No	No								0	0	11/15/22	11/01/23	11/03/25	Caltrans	Caltrans	Caltrans	Caltrans
0416000023	SHOPP PA	SCL	082	COLD PLANE AND OVERLAY EXISTING AC PAVEMENT, REPAIR LOCALIZED FAILED AC, PCC PAVEMENT. IN COMPLIANCE WITH ADA AND CAL. COMPLETE STREET ACT, THIS PROJECT PROPOSES TO UPGRADE THE EXISTING NON-STANDARD ADA CURB RAMPS AND INSTALL NEW ADA CURB RAMPS	3.69	0.00	0.00	0.00	0.03	0.00	0.00	0.00	N/A	N/A	No	No	No	No								0	0	02/15/22	11/30/22	11/30/23	Caltrans	Caltrans	Caltrans	Caltrans
0416000024	SHOPP PA	SCL	280	PAVE EXTENDED GORE AREAS AND NARROW STRIPS.	1.43	0.00	0.00	0.00	0.00	0.00	0.00	0.00	N/A	N/A	No	No	No	No								0	0	08/01/22	12/01/23	12/01/25	Caltrans	Caltrans	Caltrans	Caltrans
0416000025	SHOPP PA	ALA	580	EXTEND AND PAVE GORE AREAS AND CONSTRUCT MAINTENANCE VEHICLE PULL OUT (MVP) AREAS AT 14 LOCATIONS.	1.26	0.05	0.00	0.00	0.00	0.00	0.00	0.00	N/A	N/A	No	No	No	No								0	0	05/02/22	05/15/23	05/15/25	Caltrans	Caltrans	Caltrans	Caltrans
0416000026	SHOPP PA	CC	004	INSTALL VEGETATION CONTROL	2.61	0.00	0.00	0.00	0.00	0.00	0.00	0.00	N/A	N/A	No	No	No	No								0	0	01/03/22	02/01/23	06/03/24	Caltrans	Caltrans	Caltrans	Caltrans
0416000027	SHOPP PA	CC	024	SEISMIC RESTORATION	2.16	0.00	0.00	0.00	0.00	0.00	0.00	0.00	N/A	N/A	No	No	No	No								0	0	01/11/21	02/27/17	07/12/18	Caltrans	Caltrans	Caltrans	Caltrans
0416000028	SB1 RMRA	SM	280	SEISMIC RESTORATION	0.80	0.06	0.00	0.00	0.41	0.00	0.00	0.00	SHOPP	2016	No	No	No	No	35%	7,732,000	2,700,000	600,000	1,000,000	100,000	1,000,000		0	0	07/01/22	06/01/23	06/01/24	Caltrans	Caltrans	Caltrans	Caltrans
0416000029	SHOPP PA	SM	001	REPAIR OR REPLACE SECTIONS OF THE BRIDGE BARRIER RAILS & SLABS.	1.56	0.00	0.02	0.00	0.12	0.00	0.00	0.00	N/A	N/A	No	No	No	No								0	0	12/15/22	12/15/23	06/01/27	Caltrans	Caltrans	Caltrans	Caltrans
0416000033	SHOPP PA	SM	VAR	INSTALL ACCESSIBLE PEDESTRIAN SIGNALS AND COUNTDOWN TIMERS	2.22	0.17	0.30	0.00	0.00	0.00	0.00	0.00	N/A	N/A	No	No	No	No								0	0	06/01/22	09/01/23	09/01/25	Caltrans	Caltrans	Caltrans	Caltrans
0416000036	SHOPP PA	VAR	VAR	CONSTRUCT PERMANENT BEST MANAGEMENT PRACTICES (BMPS) AT SELECTED SITES TO ACHIEVE PERMIT COMPLIANCE UNITS.	1.33	0.00	0.00	0.00	0.00	0.00	0.00	0.00	N/A	N/A	No	No	No	No								0	0	02/15/22	05/15/23	04/15/25	Caltrans	Caltrans	Caltrans	Caltrans
0416000037	SHOPP PA	NAP	029	TMDL LISTED POLLUTANT SOURCE CONTROL/TRASH CAPTURE DEVICE INSTALLATION	4.09	0.00	0.00	0.00	0.00	0.00	0.00	0.00	N/A	N/A	No	No	No	No								0	0	11/01/22	12/01/23	12/01/25	Caltrans	Caltrans	Caltrans	Caltrans
0416000038	SHOPP PA	NAP	128	REPAIR OR REPLACE SECTIONS OF THE BRIDGE BARRIER RAILS & SLABS.	4.92	0.00	0.00	0.00	1.59	0.00	0.00	0.00	N/A	N/A	No	No	No	No								0	0	01/10/23	12/01/24	12/01/26	Caltrans	Caltrans	Caltrans	Caltrans
0416000040	SHOPP PA	NAP	029	PROPOSES TO UPGRADE 27 CURB RAMPS WITH 12 PEDESTRIAN PUSH BUTTONS AND A NEW 100-FEET LONG SIDEWALK WITH ADA STANDARDS.	0.58	0.07	0.00	0.00	0.02	0.00	0.00	0.00	N/A	N/A	No	No	No	No								0	0	07/01/22	07/01/24	07/01/25	Caltrans	Caltrans	Caltrans	Caltrans
0416000044	SHOPP	CC	080	INSTALL FREEWAY MAINLINE SAFETY LIGHTING ON MEDIAN WITH IMPROVEMENT.	8.73	0.00	0.00	0.00	0.00	0.00	0.00	0.00	SHOPP	2016	No	No	No	No	42%	52,875,000	22,439,000	6,869,000	6,869,000	1,374,000	7,327,000		0	0	10/01/22	10/01/24	10/01/26	Caltrans	Caltrans	Caltrans	Caltrans
0416000045	SHOPP PA	VAR	VAR	PEDESTRIAN SAFETY ENHANCEMENT AT VARIOU RTES IN VARIOUS COUNTIES.	1.40	1.12	0.21	0.00	0.00	0.00	0.00	0.00	N/A	N/A	No	No	No	No								0	0	12/18/19	02/28/24	04/01/26	Caltrans	Caltrans	Caltrans	Caltrans
0416000048	SHOPP PA	SF	101	REDUCE THE FREQUENCY AND DURATION OF WORKERS' EXPOSURE TO TRAFFIC.	3.48	0.09	0.00	0.00	0.01	0.00	0.00	0.00	N/A	N/A	No	No	No	No								0	0	11/30/21	11/30/22	05/30/25	Caltrans	Caltrans	Caltrans	Caltrans
0416000049	SHOPP PA	SCL	VAR	INSTALL ACCESSIBLE PEDESTRIAN SIGNALS (APS) AND PEDESTRIAN COUNTDOWN TIMERS	2.10	0.00	0.00	0.00	0.01	0.00	0.00	0.00	N/A	N/A	No	No	No	No								0	0	09/13/22	12/29/23	12/31/24	Caltrans	Caltrans	Caltrans	Caltrans
0416000054	SHOPP PA	VAR	VAR	INSTALL RECTANGULAR REPID FLASHING BEACONS AT UNSIGNALIZED RAMP TERMINAL	3.65	0.00	0.00	0.00	0.00	0.00	0.00	0.00	N/A	N/A	No	No	No	No								0	0	11/15/22	12/16/24	02/15/27	Caltrans	Caltrans	Caltrans	Caltrans
0416000060	SHOPP PA	SCL	237	CONSTRUCT AXILLIARY LANE	6.81	0.00	0.00	0.00	0.02	0.00	0.00	0.00	N/A	N/A	No	No	No	No								0	0	01/03/22	01/02/23	01/01/25	Caltrans	Caltrans	Caltrans	Caltrans
0416000061	SB1 RMRA	SCL	237	CONSTRUCT AXILLIARY LANE	4.50	0.00	0.00	0.00	0.01	0.00	0.00	0.00	SHOPP	2016	No	No	No	No	10%	71,642,000	7,431,000	3,120,000	2,080,000	481,000	1,750,000		0	0	02/01/23	02/03/25	02/01/27	Caltrans	Caltrans	Caltrans	Caltrans
0416000067	PHASE II/TOLL SEISMIC/OTHER TOLL	ALA	080	METERING LIGHT UPGRADE OVERSIGHT.	0.00	0.99	0.00	0.00	0.00	0.00	0.00	0.00	N/A	N/A	No	No	No	No								0	203,070		08/15/19	08/15/20	BATA (Bay Area Toll Authority)	BATA (Bay Area Toll Authority)	BATA (Bay Area Toll Authority)	BATA (Bay Area Toll Authority)
0416000091	SB1 RMRA	ALA	580	BRIDGE REHABILITATION	0.00	0.80	0.09	0.00	0.00	0.41	0.00	0.00	SHOPP	2016	No	No	No	No	175%	360,000	631,000	0	398,000	21,000	212,000		0	0	08/31/20	06/30/21	06/30/23	Caltrans	Caltrans	Caltrans	Caltrans
0416000094	SHOPP PA	ALA	185	PAVEMENT PRESERVATION (CAPM)	3.91	0.00	0.00	0.00	0.00	0.00	0.00	0.00	N/A	N/A	No	No	No	No								0	0	09/19/22	09/03/24	11/03/26	Caltrans	Caltrans	Caltrans	Caltrans
0416000096	SB1 RMRA	MRN	101	REHAB CULVERT IRWIN CR BR#27-0097.	2.08	0.00	0.31	0.00	0.28	0.00	0.00	0.00	SHOPP	2016	No	No	No	No	99%	2,847,000	2,805,000	1,100,000	880,000	215,000	610,000		0	0	03/16/22	08/01/23	08/01/25	Caltrans	Caltrans	Caltrans	Caltrans
0416000098	SHOPP PA	SON	012	PAVEMENT PRESERVTION (CAPM)	4.97	0.00	0.01	0.00	0.24	0.00	0.00	0.00	N/A	N/A	No	No	No	No								0	0	06/15/22	03/20/24	04/21/26	Caltrans	Caltrans	Caltrans	Caltrans
0416001111	SHOPP PA	NAP	029	BRIDGE RAIL REPLACEMENT/UPGRADE.	2.13	0.00	0.00	0.00	1.15	0.00	0.00	0.00	N/A	N/A	No	No	No	No								0	0	12/29/22	12/30/24	12/29/25	Caltrans	Caltrans	Caltrans	Caltrans
0416000115	PARTNERSHIP	SM	082	PEER PROJECT	0.00	0.00	0.10	0.11	0.00	0.00	0.00	0.00	STIP	2016	No	No	No	No								0	265,559		12/31/19	12/31/20	South San Francisco, City of	South San Francisco, City of	South San Francisco, City of	South San Francisco, City of
0416000117	PARTNERSHIP	SM	082	PEER PROJECT	0.00	0.00	0.05	0.31	0.00	0.00	0.00	0.00	N/A	N/A	No	No	No	No								0	206,033		12/31/19	12/31/20	South San Francisco, City of	South San Francisco, City of	South San Francisco, City of	South San Francisco, City of
0416000119	SHOPP	VAR	VAR	INSTALL PEDESTRIAN CROSSWALK SAFETY ENHANCEMENTS.	0.00	0.29	0.00	3.10	0.00	0.20	0.00	0.00	SHOPP	2016	No	No	No	No	105%	4,627,000	4,846,000	416,000	3,100,000	130,000	1,200,000	36,000	3,324,570	08/29/18	09/10/19	11/10/21	Caltrans	Caltrans	Caltrans	Caltrans
0416000123	SHOPP PA	VAR	VAR	INSTALL CONCRETE BARRIER & UPGRADE EXISTING MBGR OR MGS.	1.15	0.00	0.00	0.00	0.00	0.00	0.00	0.00	N/A	N/A	No	No	No	No								0	0	12/01/21	12/01/22	12/01/24	Caltrans	Caltrans	Caltrans	Caltrans
0416000124	SHOPP	SM	082	CONSTRUCT SOLDIER PILE WALL.	1.02	1.70	0.06	0.00	0.02	0.02	0.00	0.00	SHOPP	2016	Yes	No	No	No	129%	1,600,000	2,070,000	500,000	710,000	60,000	800,000		0	0	08/27/20	07/01/21	12/29/22	Caltrans	Caltrans	Caltrans	Caltrans
0416000125	SHOPP	ALA	580	ESTABLISH ELECTRIC SERVICE CONNECTION AND INSTALL LIGHTING ALONG A 4 MILES STRETCH OF EASTBOUND I-580.	2.34	0.96	0.30	0.00	0.01	0.22	0.00	0.00	SHOPP	2016	Yes	No	No	No	60%	4,704,000	2,834,000	962,000	806,000	104,000	962,000		0	7,566	12/01/20	12/31/26	06/28/24	Caltrans	Caltrans	Caltrans	Caltrans
0416000137	SHOPP PA	VAR	VAR	INSTALL CURVE WARNING SIGN	1.73	0.00	0.00	0.00	0.00	0.00	0.00	0.00	N/A	N/A	No	No	No	No								0	0	02/01/22	02/01/23	02/01/25	Caltrans	Caltrans	Caltrans	Caltrans
0416000138	SHOPP PA	SM	084	CAPITAL PREVENTATIVE MAINTENANCE.	3.51	0.00	0.00	0.00	0.13	0.00	0.00	0.00	N/A	N/A	No	No	No	No								0	0	01/02/22	12/01/22	12/01/24	Caltrans	Caltrans	Caltrans	Caltrans
0416000141	SHOPP PA	MRN	101	INSTALL AND/OR UPGRADE CURB RAMPS AND PEDESTRIAN FACILITIES TO ADA.	1.12	0.04	0.05	0.00	0.00	0.00	0.00	0.00	N/A	N/A	Yes	No	No	No								0	0	11/24/21	06/01/22	04/01/24	Caltrans	Caltrans	Caltrans	Caltrans
0416000142	SHOPP	SM	082	ROADWAY REHAB (2R)	9.42	0.00	0.00	0.00	0.18	0.00	0.00	0.00	N/A	N/A	No	No	No	No								0	0	09/15/24	12/31/26	12/03/29	Caltrans	Caltrans	Caltrans	Caltrans
0416000148	SHOPP	CC	680	INSTALL FREEWAY SAFETY LIGHTING	0.00	0.96	0.35	4.15	0.00	0.09	0.00	0.90	SHOPP	2016	No	No	No	No	25%	19,043,000	4,835,000	947,000	1,894,000	100,000	1,894,000	0	1,165,490	01/07/19	03/09/20	03/09/22	Caltrans	Caltrans	Caltrans	Caltrans
0416000152	SHOPP	MRN	101	BRIDGE SCOUR MITIGATION.	0.00	0.00	0.02	0.69	0.00	0.00	0.00	0.08	SHOPP	2016	No	No	No	No	139%	800,000	1,114,000	278,000	486,000	10,000	340,000	8,233	676,173	04/13/18	10/31/21	10/31/25	Caltrans	Caltrans	Caltrans	Caltrans
0416000153	SHOPP	SOL	080	SCOUR MITIGATION.	2.28	1.26	0.01	0.00	0.27	0.50	0.00	0.00	SHOPP	2016	Yes	No	No	No	316%	765,000	2,420,000	1,200,000	600,000	20,000	600,000	0	267,782	09/01/20	04/01/22	06/01/24		Caltrans	Caltrans	Caltrans
0416000157	SHOPP	ALA	580	ENVIRONMENTAL MITIGATION.	0.00	0.00	0.35	0.00	0.00	0.00	0.00	0.00	N/A	N/A	No	Yes	Yes	No								0	756	02/28/19	06/01/20	08/31/22	Caltrans	Caltrans	Caltrans	Caltrans
0416000223	PARTNERSHIP	SCL	880	EXTEND CHARCOT AVENUE OVER I-880.	0.93	0.02	0.00	0.00	0.00	0.00	0.00	0.00	N/A	N/A	Yes	No	No	No								0	0		07/22/22	07/23/24	San Jose, City of	San Jose, City of	San Jose, City of	San Jose, City of
0416000226	PARTNERSHIP	SCL	280	TRAFFIC OPERATIONAL IMPROVEMENTS TO THE INTERCHANGE.	1.16	0.00	0.00	0.00	0.19	0.00	0.00	0.00	N/A	N/A	No	No	No	No								0	0	04/19/21	09/12/23	09/12/25	Santa Clara Valley Transportation Authority	Santa Clara Valley Transportation Authority	Santa Clara Valley Transportation Authority	Santa Clara Valley Transportation Authority
0416000262	REAL PROPERTY SERVICES	VAR	VAR	SURVEY MONUMENTATION	0.00	0.00	3.69	0.00	0.00	0.00	0.00	0.00	N/A	N/A	No	No	No	No								0	4,752,146							
0416000263	REAL PROPERTY SERVICES	VAR	VAR	RW RELINQUISHMENT	0.00	0.00	0.95	0.00	0.00	0.00	0.00	0.00	N/A	N/A	No	No	No	No								0	235,261							
0416000265	PARTNERSHIP	ALA	238	WIDEN ROADWAY	0.00	0.00	0.03	0.19	0.00	0.00	0.00	0.00	N/A	N/A	No	Yes	Yes	No								0	16,636	12/03/18	12/02/19	12/01/21	Alameda County Transportation Commission	Alameda County Transportation Commission	Alameda County Transportation Commission	Alameda County Transportation Commission
0416000277	SHOPP	MRN	101	RECONSTRUCT CULVERT RISER AND REPAIR SLOPE.	0.00	0.00	0.00	0.10	0.00	0.00	0.00	0.00	SHOPP	2016	No	No	No	No	37%	1,500,000	550,000	0	0	0	550,000	996,457	340,720	10/21/16	07/06/17	02/28/19	Caltrans	Caltrans	Caltrans	Caltrans
0416000284	SB1 RMRA	ALA	980	ATMS AND COMMUNICATIONS PROTOCOL INTERFACE UPGRADE/REPLACEMENT.	0.25	1.12	0.00	0.00	0.00	0.00	0.00	0.00	SHOPP	2016	Yes	No	No	No	30%	3,687,000	1,107,000	111,000	553,000	12,000	431,000	0	0	11/01/20	08/29/25	10/29/27	Caltrans	Caltrans	Caltrans	Caltrans
0416000287	PHASE II/TOLL SEISMIC/OTHER TOLL	VAR	080	DISMANTLING OF MARINE FOUNDATION OF THE OLD SFOBB EAST SPAN (PIERS E4 TO E18)	0.00	0.00	0.06	5.68	0.00	0.00	0.00	0.36	N/A	N/A	No	No	No	No	22%	130,000,000	28,120,000	0	0	420,000	27,700,000	97,737,185	9,188,800	03/30/16	12/22/17	12/31/19	Caltrans	Caltrans	Caltrans	Caltrans
0416000289	PHASE II/TOLL SEISMIC/OTHER TOLL	VAR	080	DISMANTLING OF MARINE FOUNDATION OF THE OLD SFOBB EAST SPAN (PIER E2 AND E19 TO E22)	0.00	0.00	0.09	16.47	0.00	0.00	0.00	2.52	N/A	N/A	No	No	No	Yes	46%	25,000,000	11,560,000	0	6,600,000	60,000	4,900,000	0	1,127,435	03/01/18	12/31/18	06/30/20	Caltrans	Caltrans	Caltrans	Caltrans
0416000307	SB1 RMRA	SON	001	DRAINAGE SYSTEM RESTORATION, - REHABILITATE CULVERTS.	2.40	0.44	0.03	0.00	0.02	0.03	0.00	0.00	SHOPP	2016	Yes	No	No	No	86%	4,577,000	3,927,000	744,000	1,369,000	429,000	1,385,000	0	0	01/01/23	05/15/24	05/02/26	Caltrans	Caltrans	Caltrans	Caltrans
0416000309	SB1 RMRA	SON	001	DRAINAGE SYSTEM RESTORATION - REHABILITATE CULVERTS.	2.11	0.30	0.02	0.00	0.02	0.03	0.00	0.00	SHOPP	2016	No	No	No	No	77%	5,143,000	3,947,000	1,050,000	1,571,000	286,000	1,040,000	0	0	01/16/23	05/28/24	05/02/26	Caltrans	Caltrans	Caltrans	Caltrans
0416000338	PARTNERSHIP	SCL	280	DEVELOP PROJECT ALTERNATIVES FOR I-280/WINCHESTER INTERCHANGE TRAFFIC OPERATION IMPROVEMENTS, ACCESS FROM N/B I-280, AND BICYCLE AND PEDESTRIAN ACCESS.	2.37	0.00	0.00	0.00	0.00	0.00	0.00	0.00	N/A	N/A	Yes	No	No	No								0	35,282	06/01/21		08/29/25	Santa Clara Valley Transportation Authority	Santa Clara Valley Transportation Authority	Santa Clara Valley Transportation Authority	Caltrans

Attachment 1
COS Fiscal Year 2018-19 Project Workload File

EFIS ID	Project Type	CO	RTE	Work Description	DIST PAED	DIST PSE	DIST RW	DIST CON	DES PAED	DES PSE	DES RW	DES CON	Document	Document Year	PA&ED in 18/19	RTL in 18/19	RW Cert in 18/19	CCA in 18/19	Support To Capital %[2]	Total Capital Budget[1]	Total Support Budget[1]	Environmental Support Budget	Design Support Budget	Right of Way Support Budget	Construction Support Budget	Total Capital Expenditures	Total Support Expenditures	Estimated Construction Start Date[3]	Estimated Construction End Date[4]	Estimated Project End Date[5]	PAED Implementing Agency	PSE Implementing Agency	ROW Implementing Agency	CON Implementing Agency
0416000339	PARTNERSHIP	VAR	VAR	CALTRAIN PENINSULA CORRIDOR ELECTRIFICATION PROJECT (PCEP).	0.00	0.27	0.00	0.00	0.00	0.00	0.00	0.00	N/A	N/A	No	No	No	Yes								0	348,664		06/29/19	12/30/21	CALTRAIN	CALTRAIN	CALTRAIN	CALTRAIN
0416000347	SHOPP	NAP	121	PLANT ESTABLISHMENT FOR BRIDGE REPLACEMENT PROJECT.	0.00	0.54	0.00	0.51	0.00	0.34	0.00	0.00	SHOPP	2016	No	No	No	No	175%	200,000	350,000	0	250,000	30,000	70,000	0	0	01/25/19	12/14/29	12/15/31	Caltrans	Caltrans	Caltrans	Caltrans
0416000348	SHOPP	NAP	029	REPLACE BRIDGE	0.00	0.00	0.03	2.19	0.00	0.00	0.00	1.13	SHOPP	2016	No	No	No	No	67%	10,433,000	6,990,000	1,840,000	1,900,000	750,000	2,500,000	2,114,641	1,605,826	04/11/17	12/31/19	12/31/21	Caltrans	Caltrans	Caltrans	Caltrans
0416000349	SHOPP	NAP	029	ENVIRONMENTAL MITIGATION AND PLANT ESTABLISHMENTS FOR BRIDGE REPLACEMENT PROJECT.	0.00	1.28	0.92	0.00	0.00	0.00	0.00	0.00	SHOPP	2016	No	Yes	Yes	No	128%	585,000	750,000	0	200,000	400,000	150,000	0	0	12/27/19	03/31/22	12/27/24	Caltrans	Caltrans	Caltrans	Caltrans
0416000375	SHOPP	NAP	029	BRIDGE RAIL REPLACEMENT/ UPGRADE (BR #21-0016 AND 0017)	1.80	0.00	0.00	0.00	0.00	0.00	0.00	0.00	N/A	N/A	No	No	No	No	64%	4,936,000	3,140,000	1,040,000	800,000	500,000	800,000	0	0	10/01/23	10/01/24	10/01/25	Caltrans	Caltrans	Caltrans	Caltrans
0416000378	SHOPP PA	ALA	VAR	BRIDGE RAILS REPLACEMENT.	1.28	0.00	0.00	0.00	0.41	0.00	0.00	0.00	N/A	N/A	No	No	No	No								0	0	09/26/22	12/08/23	02/10/26	Caltrans	Caltrans	Caltrans	Caltrans
0416000380	SHOPP PA	SM	001	REPLACE BALUSTER RAIL WITH CHAIN-LINK FENCE TYPE 1 ALONG THE TRAVEL WAY.	1.67	0.06	0.00	0.00	0.00	0.00	0.00	0.00	N/A	N/A	No	No	No	No								0	0	10/01/21	10/01/22	10/01/24	Caltrans	Caltrans	Caltrans	Caltrans
0416000382	PARTNERSHIP	CC	004	REPLACEMENT HIGHWAY PLANTING	0.00	0.00	0.04	0.70	0.00	0.00	0.00	0.01	N/A	N/A	No	No	No	No	38%	3,250,000	1,230,000	0	650,000	80,000	500,000	0	648,809	05/02/18	04/15/22	06/15/24	Caltrans	Caltrans	Caltrans	Caltrans
0416000383	PARTNERSHIP	CC	004	REPLACEMENT HIGHWAY PLANTING	0.00	0.45	0.02	0.55	0.00	0.00	0.00	0.00	N/A	N/A	No	Yes	Yes	No	52%	2,245,000	1,175,000	0	650,000	25,000	500,000	0	0	12/03/18	04/15/22	04/15/24	Caltrans	Caltrans	Caltrans	Caltrans
0416000394	SHOPP PA	MRN	101	REPLACE/UPGRADE BRIDGE RAILS.	0.00	0.08	0.01	0.00	0.06	0.02	0.00	0.00	N/A	N/A	No	No	No	No								0	0	03/01/22	03/01/23	03/01/25	Caltrans	Caltrans	Caltrans	Caltrans
0416000444	SHOPP	SF	035	COLD PLANE 3 INCHES OF EXISTING AC PAVEMENT AND REPAVE. THE NEW AC PAVEMENT WILL HAVE RUBBERIZED AC WEARING COURSE, CONSTRUCT CURB RAMPS TO ADA STANDARDS, INSTALL HIGH INTENSITY ACTIVATED CROSSWALK (HAWK) BEACONS AT FIVE INTERSECTIONS ALONG SR-35.	0.00	0.00	0.02	0.16	0.00	0.00	0.00	0.02	N/A	N/A	No	No	No	No	48%	6,529,000	3,136,000	0	2,100,000	0	1,036,000	4,354,589	924,922	03/15/17	06/01/18	06/01/20	Caltrans	Caltrans	Caltrans	Caltrans
0417000002	REAL PROPERTY SERVICES	VAR	VAR	R/W SALE OF EXCESS LAND	0.00	0.00	5.58	0.00	0.00	0.00	0.00	0.00	N/A	N/A	No	No	No	No								0	1,773,558		03/02/18	07/18/19	Caltrans	Caltrans	Caltrans	Caltrans
0417000003	REAL PROPERTY SERVICES	VAR	VAR	R/W PROPERTY MANAGEMENT.	0.00	0.00	4.04	0.00	0.00	0.00	0.00	0.00	N/A	N/A	No	No	No	No								0	1,767,128		03/02/18	07/18/19	Caltrans	Caltrans	Caltrans	Caltrans
0417000009	SHOPP PA	ALA	084	GRIND AND RESURFACE THE EXISTING MAINLINE TRAVELED WAYS AND SHOULDERS.	5.43	0.00	0.00	0.00	0.00	0.00	0.00	0.00	N/A	N/A	No	No	No	No								0	0	09/01/22	09/01/23	09/01/25	Caltrans	Caltrans	Caltrans	Caltrans
0417000010	SHOPP PA	ALA	880	PAVEMENT PRESERVATION (CAPM).	7.27	0.00	0.00	0.00	0.00	0.00	0.00	0.00	N/A	N/A	No	No	No	No								0	0	06/04/22	12/31/23	12/01/25	Caltrans	Caltrans	Caltrans	Caltrans
0417000013	SB1 RMRA	ALA	061	PAVEMENT PRESERVATION (CAPM)	3.29	0.00	0.00	0.00	0.00	0.00	0.00	0.00	SHOPP	2016	No	No	No	No	81%	4,879,000	3,942,000	1,220,000	1,200,000	22,000	1,500,000	0	0	11/01/21	05/01/23	07/01/25	Caltrans	Caltrans	Caltrans	Caltrans
0417000014	SHOPP PA	CC	004	CAPITAL PREVENTIVE MAINTENANCE PAVEMENT PRESERVATION (CAPM).	1.00	0.00	0.00	0.00	0.00	0.00	0.00	0.00	N/A	N/A	No	No	No	No								0	0	12/11/20	02/26/25	03/30/27	Caltrans	Caltrans	Caltrans	Caltrans
0417000019	SB1 RMRA	SCL	152	CAPITAL PREVENTIVE MAINTENANCE (CAPM).	0.00	2.20	0.05	1.09	0.00	0.18	0.00	0.00	SHOPP	2016	No	Yes	Yes	No	48%	14,175,000	6,826,000	1,400,000	3,500,000	126,000	1,800,000	0	0	03/18/19	03/16/20	03/14/22	Caltrans	Caltrans	Caltrans	Caltrans
0417000023	SHOPP PA	VAR	VAR	REPLACE TRESS DUE TO DROUGHT AND IMPLEMENT WATER CONSERVATION MEASURES, SUCH AS THE USE OF INERT MATERIALS AND SOIL CONDITIONERS.	1.57	0.08	0.00	0.00	0.00	0.00	0.00	0.00	N/A	N/A	No	No	No	No								0	0	08/16/21	08/15/25	08/16/27	Caltrans	Caltrans	Caltrans	Caltrans
0417000025	SHOPP PA	SCL	VAR	REDUCE THE FREQUENCY AND DURATION OF HIGHWAY WORKERS' EXPOSURE TO TRAFFIC BY INSTALLING VEGETATION CONTROL AND RELOCATE ROADSIDE FACILITIES.	1.07	0.00	0.00	0.00	0.01	0.00	0.00	0.00	N/A	N/A	No	No	No	No								0	0	05/23/22	12/30/22	12/29/23	Caltrans	Caltrans	Caltrans	Caltrans
0417000028	SHOPP PA	MRN	101	PROPOSE TO CONSTRUCT ROADSIDE SAFETY IMPROVEMENTS IN VARIOUS ROUTES AT VARIOUS LOCATIONS (R/W FENCE, SECURITY VEHICLE GATES, ETC.)	1.27	0.00	0.00	0.00	0.00	0.00	0.00	0.00	N/A	N/A	No	No	No	No								0	0	10/14/22	10/15/24	10/15/25	Caltrans	Caltrans	Caltrans	Caltrans
0417000030	SHOPP	ALA	080	INCREASE VERTICAL CLEARANCE.	2.97	1.81	0.07	0.00	1.30	1.26	0.00	0.00	SHOPP	2016	Yes	No	No	No	53%	27,678,000	14,780,000	3,380,000	3,000,000	3,000,000	5,400,000	0	462,709	12/01/20	11/01/22	11/01/24	Caltrans	Caltrans	Caltrans	Caltrans
0417000031	SB1 RMRA	SOL	080	STRENGTHEN BRIDGE STRUCTURE DUE TO LOW PERMIT CAPACITY.	4.71	1.28	0.00	0.00	0.47	0.39	0.00	0.00	SHOPP	2016	Yes	No	No	No	60%	11,937,000	7,119,000	2,057,000	2,624,000	22,000	2,416,000	0	0	01/15/21	01/30/22	03/30/24		Caltrans	Caltrans	Caltrans
0417000035	SHOPP PA	ALA	880	ROADSIDE PAVING INCLUDING GORE AND EXTENDED GORE AREAS, AND NARROW AREAS.	1.44	0.00	0.00	0.00	0.00	0.00	0.00	0.00	N/A	N/A	No	No	No	No								0	0	10/15/21	11/15/22	02/14/25	Caltrans	Caltrans	Caltrans	Caltrans
0417000040	SHOPP PA	SM	001	INSTALL TRAVEL TIME ELEMENTS ALONG SM-1.	0.00	0.00	0.00	0.00	0.01	0.00	0.00	0.00	N/A	N/A	No	No	No	No								0	0	12/18/20	03/05/25	04/07/27	Caltrans	Caltrans	Caltrans	Caltrans
0417000049	SHOPP	SM	001	ENVIRONMENTAL MITIGATION MANDATES.	0.00	0.00	0.00	1.32	0.00	0.00	0.00	0.01	SHOPP	2016	No	No	No	Yes	76%	2,000,000	1,525,000	0	0	25,000	1,500,000	595,326	830,075	08/18/16	11/15/18	11/15/20	Caltrans	Caltrans	Caltrans	Caltrans
0417000057	SHOPP PA	SF	101	NEW DISTRICT 4 MATERIALS LAB.	4.46	0.00	0.00	0.00	1.10	0.00	0.00	0.00	N/A	N/A	No	No	No	No								0	0	09/01/22	09/01/23	09/01/25	Caltrans	Caltrans	Caltrans	Caltrans
0417000079	SHOPP	SF	080	REPLACE SAS TOWER ANCHOR ROD GROUT.	0.00	0.00	0.00	0.31	0.00	0.00	0.00	0.00	N/A	N/A	No	No	No	No	30%	10,000,000	3,000,000	0	0	0	3,000,000	8,478,172	1,969,977	10/10/16	12/26/17	12/30/18	Caltrans	Caltrans	Caltrans	Caltrans
0417000128	SHOPP	ALA	680	REHABILITATE ROADWAY AND INSTALL RAMP METERING/TOS ELEMENTS.	0.00	0.00	0.01	8.69	0.00	0.00	0.00	2.33	SHOPP	2016	No	No	No	No	16%	49,357,000	8,100,000	0	2,950,000	150,000	5,000,000	27,240	5,366,743	03/07/18	01/01/20	01/03/22	Caltrans	Caltrans	Caltrans	Caltrans
0417000130	SHOPP	ALA	680	RAMP METERING.	0.00	0.00	0.02	6.55	0.00	0.00	0.00	1.11	SHOPP	2016	No	No	No	No	39%	12,616,000	4,974,000	0	2,124,000	50,000	2,800,000	24,000	1,389,671	03/21/18	12/31/19	12/31/21	Caltrans	Caltrans	Caltrans	Caltrans
0417000131	SHOPP	ALA	VAR	REPAIR AND REPLACE EXISTING TRANSPORTATION MANAGEMENT SYSTEM ELEMENTS.	0.00	0.05	0.01	0.92	0.00	0.00	0.00	0.00	SHOPP	2016	No	No	No	No	30%	4,559,000	1,368,000	64,000	393,000	10,000	901,000	0	0	12/14/18	12/14/20	04/15/21	Caltrans	Caltrans	Caltrans	Caltrans
0417000132	SHOPP	CC	VAR	REPAIR AND REPLACE EXISTING TRANSPORTATION MANAGEMENT SYSTEM ELEMENTS.	0.00	0.05	0.03	0.73	0.00	0.00	0.00	0.00	SHOPP	2016	No	No	No	No	30%	3,654,000	1,096,000	50,000	314,000	10,000	722,000	0	0	12/14/18	12/14/20	04/15/21	Caltrans	Caltrans	Caltrans	Caltrans
0417000133	SHOPP	SCL	VAR	REPAIR AND REPLACE EXISTING TRANSPORTATION MANAGEMENT SYSTEM ELEMENTS.	0.00	0.05	0.01	1.00	0.00	0.00	0.00	0.00	SHOPP	2016	No	No	No	No	30%	4,811,000	1,444,000	68,000	415,000	10,000	951,000	0	0	12/14/18	12/14/20	04/15/21	Caltrans	Caltrans	Caltrans	Caltrans
0417000134	SHOPP	VAR	VAR	REPAIR AND REPLACE EXISTING TRANSPORTATION MANAGEMENT SYSTEM ELEMENTS.	0.00	0.05	0.01	0.56	0.00	0.00	0.00	0.00	SHOPP	2016	No	No	No	No	30%	2,757,000	828,000	37,000	236,000	10,000	545,000	0	0	12/14/18	12/14/20	04/15/21	Caltrans	Caltrans	Caltrans	Caltrans
0417000135	SHOPP	VAR	VAR	REPAIR AND REPLACE EXISTING TRANSPORTATION MANAGEMENT SYSTEM ELEMENTS.	0.00	0.05	0.01	1.39	0.00	0.00	0.00	0.00	SHOPP	2016	No	No	No	No	30%	6,939,000	2,082,000	101,000	600,000	10,000	1,371,000	0	0	12/14/18	12/14/20	04/15/21	Caltrans	Caltrans	Caltrans	Caltrans
0417000154	TCRP	ALA	680	REHABILITATE ROADWAY AND CONSTRUCT HOV EXPRESS LANE ON I-680.	0.00	0.00	0.06	17.25	0.00	0.00	0.00	7.85	STIP	2016	No	No	No	No								33,374	12,123,680	01/04/18	10/01/20	10/03/22	Alameda County Transportation Commission	Caltrans	Alameda County Transportation Commission	Caltrans
0417000164	PARTNERSHIP	SM	101	CONSTRUCT SFO AIR TRAIN BRIDGE OVER SAN BRUNO AVE.	0.00	0.00	0.00	0.04	0.00	0.00	0.00	0.02	N/A	N/A	No	No	No	Yes								0	368,979	01/22/18	07/31/18	07/31/19	San Bruno, City of	San Bruno, City of	San Bruno, City of	San Bruno, City of
0417000227	PARTNERSHIP	SM	101	PEDESTRIAN UNDERCROSSING IMPROVEMENT PROJECT.	0.00	0.03	0.00	0.00	0.00	0.00	0.00	0.00	N/A	N/A	No	No	No	No								0	121,078		09/01/19	09/01/20	Redwood City, City of	Redwood City, City of	Redwood City, City of	Redwood City, City of
0417000229	PARTNERSHIP	SCL	VAR	CONVERT EXISTING HOV LANES ALONG SR-85 AND US-101 TO EXPRESS LANE OPERATION IN BOTH DIRECTIONS.	0.00	0.71	1.04	0.00	0.00	0.00	0.00	0.00	N/A	N/A	No	No	No	No								0	210,321	01/08/19	03/04/21	03/04/23	Caltrans	Santa Clara Valley Transportation Authority	Santa Clara Valley Transportation Authority	Caltrans
0417000244	SHOPP	VAR	VAR	Legal Support by Capital Outlay Support Staff	1.16	1.62	2.28	0.58	0.00	0.00	0.00	0.00	N/A	N/A	No	No	No	No								0	0				Caltrans	Caltrans	Caltrans	Caltrans
0417000246	PARTNERSHIP	SM	001	ENHANCE LOCAL PEDESTRIAN AND BICYCLE ACCESS AS ENVISIONED IN THE COUNTY'S HIGHWAY 1 SAFETY AND MOBILITY IMPROVEMENT STUDY.	0.00	0.07	0.00	0.00	0.00	0.00	0.00	0.00	N/A	N/A	No	Yes	No	No								0	103,891			05/29/20	Half Moon Bay, City of	Half Moon Bay, City of	Half Moon Bay, City of	Half Moon Bay, City of
0417000256	PARTNERSHIP	SM	084	CONSTRUCT ADA IMPROVEMENTS.	0.00	0.00	0.00	0.09	0.00	0.00	0.00	0.00	N/A	N/A	No	No	No	Yes								0	54,906	04/01/17	08/30/18	09/30/19	San Bruno, City of	San Bruno, City of	San Bruno, City of	San Bruno, City of
0417000257	PARTNERSHIP	SM	084	CONSTRUCT ADA IMPROVEMENTS.	0.00	0.01	0.00	0.22	0.00	0.00	0.00	0.00	N/A	N/A	No	No	No	No								0	150,771	08/01/18	08/31/19	09/30/19	San Bruno, City of	San Bruno, City of	San Bruno, City of	San Bruno, City of
0417000260	SHOPP	SF	001	REHABILITATE ROADWAY AND UPGRADE AND INTERCONNECT SIGNALS.	0.00	0.50	0.20	0.50	0.00	0.00	0.00	0.00	SHOPP	2016	No	No	No	No	30%	17,438,000	5,313,000	800,000	2,069,000	375,000	2,069,000	0	1,178,063	10/19/18	11/30/20	11/30/22	Caltrans	Caltrans	Caltrans	Caltrans
0417000271	SHOPP	MRN	001	CONSTRUCT SOLDIER PILE AND REPLACE CULVERT.	0.00	0.00	0.00	0.02	0.00	0.00	0.00	0.00	SHOPP	2016	No	No	No	No	44%	7,200,000	3,200,000	0	1,000,000	100,000	2,100,000	2,906,351	1,385,927	01/03/17	11/17/17		Caltrans	Caltrans	Caltrans	Caltrans
0417000278	SHOPP	SON	128	CONSTRUCT BIO-ARMORING, INSTALL TEMPORARY RSP.	0.00	0.00	0.00	0.02	0.00	0.00	0.00	0.00	SHOPP	2016	No	No	No	No	35%	2,020,000	700,000	0	0	0	700,000	891,594	746,936	01/16/17	06/13/18		Caltrans	Caltrans	Caltrans	Caltrans
0417000292	SHOPP	SON	116	CONSTRUCT GEOSYNTHETIC REINFORCED EMBANKMENT, REPLACE CULVERT.	0.00	0.00	0.00	0.01	0.00	0.00	0.00	0.00	SHOPP	2016	No	No	No	No	45%	1,000,000	450,000	0	0	0	450,000	380,611	422,643	02/01/17	06/26/18		Caltrans	Caltrans	Caltrans	Caltrans
0417000305	SHOPP	SON	001	CONSTRUCT SOLDIER PILE TIE-BACK WALL.	0.00	0.00	0.00	0.02	0.00	0.00	0.00	0.00	SHOPP	2016	No	No	No	Yes	48%	5,210,000	2,500,000	0	900,000	100,000	1,500,000	3,219,052	1,091,230	02/07/17	07/05/18		Caltrans	Caltrans	Caltrans	Caltrans
0417000309	SHOPP	SON	128	CONSTRUCT SOLDIER PILE TIE-BACK WALL.	0.00	0.00	0.00	0.00	0.00	0.00	0.00	0.00	SHOPP	2016	No	No	No	No	70%	2,710,000	1,900,000	0	600,000	50,000	1,250,000	1,780,992	790,861	02/09/17	11/17/17		Caltrans	Caltrans	Caltrans	Caltrans
0417000311	SHOPP	SON	101	CONSTRUCT SOLDIER PILE TIE-BACK WALL.	0.00	0.00	0.00	0.04	0.00	0.00	0.00	0.00	SHOPP	2016	No	No	No	Yes	69%	3,210,000	2,225,000	0	800,000	75,000	1,350,000	1,284,129	354,894	03/09/17	07/11/18		Caltrans	Caltrans	Caltrans	Caltrans
0417000363	SHOPP	ALA	080	INCREASE VERTICAL CLEARANCE.	8.56	3.17	0.00	0.00	1.05	4.45	0.00	0.00	SHOPP	2016	Yes	No	No	No	21%	105,989,000	22,460,000	6,600,000	7,800,000	260,000	7,800,000	0	299,964	02/01/21	11/01/22	03/01/25	Caltrans	Caltrans	Caltrans	Caltrans
0417000383	SHOPP PA	ALA	980	REPAIR BUILDING ELEVATORS.	0.00	0.00	0.00	0.00	0.00	0.00	0.00	0.00	N/A	N/A	No	No	No	No								0	0	10/12/21	12/26/25	01/27/28	Caltrans	Caltrans	Caltrans	Caltrans
0417000387	SHOPP	MRN	001	MODIFY DRAINAGE, RELOCATE ELECTRICAL, REPLACE AC PAVEMENT.	0.00	0.00	0.00	0.73	0.00	0.00	0.00	0.00	SHOPP	2016	No	No	No	Yes	38%	1,130,000	425,000	0	0	25,000	400,000	0	69,706	05/09/17	12/06/18		Caltrans	Caltrans	Caltrans	Caltrans
0417000402	SHOPP	MRN	001	CONSTRUCT SOLDIER PILE WALL	0.00	0.00	0.00	4.46	0.00	0.00	0.00	0.00	SHOPP	2016	No	No	No	Yes	13%	25,400,000	3,410,000	0	200,000	160,000	3,050,000	3,972,103	654,978	06/09/17	12/13/18		Caltrans	Caltrans	Caltrans	Caltrans
0417000430	SB1 RMRA	ALA	980	DISTRICT 4 TMC HARDWARE END-OF-LIFE UPGRADE AND REPLACEMENT.	0.24	0.89	0.00	0.00	0.00	0.00	0.00	0.00	SHOPP	2016	Yes	No	No	No	30%	2,580,000	774,000	110,000	392,000	10,000	262,000	0	0	11/01/20	08/29/22	10/29/24	Caltrans	Caltrans	Caltrans	Caltrans

Attachment 1
COS Fiscal Year 2018-19 Project Workload File

EFIS ID	Project Type	CO	RTE	Work Description	DIST PAED	DIST PSE	DIST RW	DIST CON	DES PAED	DES PSE	DES RW	DES CON	Document	Document Year	PA&ED in 18/19	RTL in 18/19	RW Cert in 18/19	CCA in 18/19	Support To Capital %[2]	Total Capital Budget[1]	Total Support Budget[1]	Environmental Support Budget	Design Support Budget	Right of Way Support Budget	Construction Support Budget	Total Capital Expenditures	Total Support Expenditures	Estimated Construction Start Date[3]	Estimated Construction End Date[4]	Estimated Project End Date[5]	PAED Implementing Agency	PSE Implementing Agency	ROW Implementing Agency	CON Implementing Agency
0417000431	SB1 RMRA	VAR	VAR	RESTORATION OF NON-OPERATIONAL TRANSPORTATION MANAGEMENT SYSTEM (TMS) DEVICES.	1.43	2.13	0.00	0.00	0.00	0.00	0.00	0.00	SHOPP	2016	Yes	No	No	No	30%	16,000,000	4,800,000	450,000	1,340,000	10,000	3,000,000	0	0	08/01/20	07/29/22	11/30/22	Caltrans	Caltrans	Caltrans	Caltrans
0417000519	SHOPP	SCL	082	PAVEMENT REHABILITATION.	0.00	0.61	0.02	0.86	0.00	0.00	0.00	0.04	SHOPP	2016	No	No	No	No	16%	8,020,000	1,290,000	0	870,000	20,000	400,000	0	386,337	12/12/18	06/30/20	06/30/22	Caltrans	Caltrans	Caltrans	Caltrans
0417000520	SHOPP	SCL	082	PAVEMENT REHABILITATION AND ADA UPGRDES.	0.00	1.63	0.10	0.00	0.00	0.00	0.00	0.00	SHOPP	2016	No	Yes	Yes	No	51%	2,891,000	1,486,000	0	603,000	180,000	703,000	0	57,729	09/11/19	06/01/21	06/01/23	Caltrans	Caltrans	Caltrans	Caltrans
0417170247	PHASE II/TOLL SEISMIC/OTHER TOLL	CC	680		0.00	0.85	0.00	0.00	0.00	0.00	0.00	0.00	N/A	N/A	No	No	No	No								0	0	06/01/21	08/12/25	09/14/27	Caltrans	Caltrans	Caltrans	Caltrans
0417170249	PHASE II/TOLL SEISMIC/OTHER TOLL	CC	580		0.00	0.00	0.00	0.00	0.00	0.00	0.00	0.00	N/A	N/A	No	No	No	No								0	0	11/01/18	11/01/22	06/01/23	Caltrans	Caltrans	Caltrans	Caltrans
0418000066	PARTNERSHIP	MRN	101	SIGNING AND STRIPING MODIFICATION, RETAINING WALL AND TRAFFIC SIGNAL MODIFICATIONS.	0.00	0.03	0.00	1.01	0.00	0.00	0.00	0.01	N/A	N/A	No	No	Yes	Yes								0	0	07/20/18	03/29/19	05/28/21	Caltrans	Caltrans	Caltrans	Caltrans
0418000069	PARTNERSHIP	ALA	680	I-680 SB EXPRESS LANE CONVERSION.	4.51	0.00	0.00	0.00	0.00	0.00	0.00	0.00	N/A	N/A	No	No	No	No								0	0	02/04/24	01/01/27	01/01/29	Caltrans	Caltrans	Caltrans	Caltrans
0418000095	SB1 CCP PA	MRN	101	WIDEN N/B HIGHWAY 101 IN NOVATO-HOV LANE.	0.00	3.33	0.00	0.00	0.00	0.04	0.00	0.00	N/A	N/A	No	No	No	No								0	0	01/29/21	03/26/26	04/24/28	Caltrans	Caltrans	Caltrans	Caltrans
0418000207	PARTNERSHIP	SM	001	INSTALL PEDESTRAIN CROSSING WITH FLASHING BEACONS AND HIGHWAY IMPROVEMENT.	0.35	0.35	0.03	0.00	0.03	0.03	0.00	0.00	N/A	N/A	No	No	No	No								0	0	04/25/22	07/08/26	08/04/28	San Mateo County	Caltrans	San Mateo County	Caltrans
0500000004	STIP	MON	101	CONSTRUCT INTERCHANGES AND OPERATIONAL IMPROVEMENTS	0.00	0.00	0.93	0.29	0.00	0.00	0.00	0.04	STIP	2010	No	No	No	No	21%	328,926,000	69,321,000	19,600,000	26,300,000	8,821,000	14,600,000	143,967,778	74,226,393	02/24/11	04/14/15	06/28/19	Caltrans	Caltrans	Caltrans	Caltrans
0500000007	SHOPP	SB	001	Bridge Replacement	0.00	0.09	0.08	2.32	0.00	0.01	0.00	1.21	SHOPP	2016	No	No	No	No	111%	6,695,000	7,403,000	2,445,000	2,819,000	139,000	2,000,000	35,705	4,513,627	11/19/18	10/03/20	11/02/21	Caltrans	Caltrans	Caltrans	Caltrans
0500000008	PARTNERSHIP	SLO	101	INTERCHANGE AND RAMP MODIFICATIONS "BRISCO ROAD INTERCHANGE"	0.51	0.34	0.00	0.00	0.02	0.01	0.00	0.00	N/A	N/A	Yes	No	No	No								0	1,149,703	12/13/21	01/11/24	04/26/30	Arroyo Grande, City of	Arroyo Grande, City of	Arroyo Grande, City of	Arroyo Grande, City of
0500000014	SHOPP	VAR	166	REALIGN HORIZONTAL CURVES	0.00	0.00	0.01	0.00	0.00	0.00	0.00	0.00	SHOPP	2006	No	No	No	No								4,971,640	2,650,667	08/09/07	02/23/09	06/30/19	Caltrans	Caltrans	Caltrans	Caltrans
0500000021	STIP	SB	246	PASSING LANES AND OPERATIONAL IMPROVEMENTS	0.00	0.00	0.52	2.19	0.00	0.00	0.00	0.26	STIP	2014	No	No	No	Yes	73%	20,654,000	15,014,000	3,847,000	4,423,000	495,000	6,249,000	15,269,901	12,533,663	03/26/15	10/01/18	03/05/24	Caltrans	Caltrans	Caltrans	Caltrans
0500000023	STIP	SCR	001	ADDITION OF HOV OR HOT LANE IN EACH DIRECTION HWY 1 CONGESTION MGMT STUDY	0.00	0.69	0.11	0.00	0.00	0.89	0.00	0.00	STIP	2012	No	No	No	No								0	2,457,867	11/01/20	11/01/22	11/01/23	Santa Cruz County Regional Transportation Commission	Santa Cruz County Regional Transportation Commission	Santa Cruz County Regional Transportation Commission	Santa Cruz County Regional Transportation Commission
0500000049	SHOPP	MON	068	BRIDGE WIDENING	0.00	0.00	0.18	0.89	0.00	0.00	0.00	1.35	SHOPP	2014	No	No	No	Yes	46%	19,871,000	9,224,000	1,229,000	2,751,000	243,000	5,001,000	14,051,444	7,373,740	02/12/16	02/01/19	12/26/19	Caltrans	Caltrans	Caltrans	Caltrans
0500000054	ARRA	SLO	101	HIGHWAY REHABILITATION	0.00	0.00	0.00	0.54	0.00	0.00	0.00	0.05	SHOPP	2008	No	No	No	No	32%	40,076,000	12,633,000	1,300,000	3,200,000	100,000	8,033,000	37,426,222	13,004,774	01/19/10	04/28/14	07/12/19	Caltrans	Caltrans	Caltrans	Caltrans
0500000055	SHOPP	SB	101	UPGRADE DRAINAGE CULVERTS	0.00	0.00	0.07	0.24	0.00	0.00	0.00	0.10	SHOPP	2012	No	No	No	No								17,945,617	11,511,012	12/12/13	08/25/17	10/11/18	Santa Barbara County	Caltrans	Caltrans	Caltrans
0500000067	PARTNERSHIP	SB	101	OPERATIONAL IMPROVEMENTS TO EXISTING INTERCHANGE 101/135 IC.	0.41	0.12	0.01	0.00	0.07	0.01	0.00	0.00	N/A	N/A	No	No	No	No								0	249,281	05/08/24	07/15/26	10/05/28	Santa Maria, City of	Santa Maria, City of	Santa Maria, City of	Santa Maria, City of
0500000085	STIP	MON	068	CONSTRUCT DUAL WB LEFT TURN LANES CORRAL DE TIERRA INTERSECTION IMPR	0.00	0.20	0.02	0.48	0.00	0.00	0.00	0.00	STIP	2016	No	Yes	Yes	No								0	511,993	11/27/18	10/25/19	06/23/20	Monterey County	Monterey County	Monterey County	Monterey County
0500000117	STIP	SBT	025	MEDIAN BARRIER AND INTERSECTION IMPROVEMENTS	0.00	0.00	0.02	0.07	0.00	0.00	0.00	0.00	STIP	2008	No	No	No	No								0	359,753	04/30/09	10/22/10	07/15/19	Council of San Benito County Governments	Council of San Benito County Governments	Council of San Benito County Governments	Council of San Benito County Governments
0500000145	STIP	MON	001	OPERATIONAL IMPROVEMENTS HIGHWAY 1 CUMBING LANE AT RIO ROAD	0.00	0.00	0.05	0.26	0.00	0.00	0.00	0.00	STIP	2016	No	No	No	Yes								0	679,641	11/01/17	10/30/18	08/26/19	Monterey County	Monterey County	Monterey County	Monterey County
0500000346	REAL PROPERTY SERVICES	VAR	101	Perfect RW Title Over USA Lands	0.00	0.00	0.32	0.00	0.00	0.00	0.00	0.00	N/A	N/A	No	No	No	No								0	191,246			07/29/19	Caltrans	Caltrans	Caltrans	Caltrans
0500000363	SHOPP	VAR	001	ADA CURB RAMPS AND MINOR SIDEWALKS	0.00	0.00	0.00	0.01	0.00	0.00	0.00	0.00	SHOPP	2014	No	No	No	No	187%	1,526,000	2,860,000	485,000	983,000	450,000	942,000	1,053,933	5,118,565	09/22/15	11/10/16	07/09/18	Caltrans	Caltrans	Caltrans	Caltrans
0500000476	STIP	VAR	101	INSTALL NEW NATIVE DROUGHT TOLERANT TREES, SHRUBS AND MULCHING	0.00	0.00	0.00	0.64	0.00	0.00	0.00	0.05	STIP	2014	No	No	No	No	49%	1,250,000	607,000	110,000	250,000	2,000	245,000	0	346,538	04/03/17	07/15/21	07/14/23	Caltrans	Caltrans	Caltrans	Caltrans
0500000495	BOND CMIA	VAR	101	CONSTRUCT INTERCHANGE	0.00	0.00	0.40	0.26	0.00	0.00	0.05	0.07	STIP	2016	No	No	No	No	33%	68,701,000	22,450,000	4,750,000	6,700,000	3,000,000	8,000,000	54,540,700	23,058,740	11/06/12	04/28/16	07/09/19	Caltrans	Caltrans	Caltrans	Caltrans
0500000496	BOND CMIA	MON	001	CONSTRUCT NEW INTERCHANGE	0.00	0.00	0.53	0.08	0.00	0.00	0.00	0.03	STIP	2012	No	No	No	No	33%	34,457,000	11,373,000	3,068,000	2,950,000	757,000	4,598,000	20,213,436	13,011,065	10/28/09	03/20/14	06/30/21	Caltrans	Caltrans	Caltrans	Caltrans
0500000497	STIP	MON	156	WIDEN TO 4-LN DIVIDED EXPRESSWAY AND BUILD INTERCHANGES	1.44	5.99	2.43	0.00	0.23	0.93	0.00	0.00	STIP	2016	Yes	No	No	No								4,550	12,131,098	02/06/24	02/04/28	02/06/30	Caltrans	Caltrans	Caltrans	Caltrans
0500000505	STIP	SBT	156	WIDEN 2 TO 4 LANES SAN JAUN BAUTISTA 4 LANE	0.00	3.52	1.63	0.00	0.00	0.05	0.00	0.00	STIP	2016	No	Yes	Yes	No	22%	66,907,000	14,399,000	3,428,000	5,451,000	2,100,000	3,420,000	439,526	13,137,695	12/16/19	12/31/21	01/05/23	Caltrans	Caltrans	Caltrans	Caltrans
0500000514	SHOPP	SB	192	REPLACE BRIDGE (SCOUR) ARROYO PARIDA BRIDGE REPLACEMENT	0.00	2.56	0.66	0.00	0.00	0.88	0.00	0.00	SHOPP	2016	No	No	No	No	105%	7,751,000	8,111,000	963,000	5,146,000	692,000	1,310,000	278,936	5,501,982	08/07/20	12/23/22	07/16/24	Caltrans	Caltrans	Caltrans	Caltrans
0500000541	PARTNERSHIP	SB	101	BIKE/PED IMPROVEMENTS AT RR STRUCTURE	0.00	0.00	0.00	0.00	0.00	0.00	0.00	0.00	STIP	2008	No	No	No	No								0	48,392	01/09/17	01/09/17	01/09/17	Caltrans	Santa Barbara County Assoc. of Governments	Santa Barbara County Assoc. of Governments	Santa Barbara County Assoc. of Governments
0500000542	STIP	MON	068	WIDENING & INTERSECTION IMPROVEMENTS (OVERSIGHT).	0.00	0.00	0.00	0.01	0.00	0.00	0.00	0.00	STIP	2012	No	No	No	No								0	1,075,158	05/09/16	11/30/17	07/30/18	Monterey, City of	Monterey, City of	Monterey, City of	Monterey, City of
0500000543	STIP	SB	101	RECONSTRUCT INTERCHANGES (2) AND REPLACE CARPINTERIA CR BR LINDEN & CASITAS PASS IC	0.00	0.00	0.86	6.25	0.00	0.00	0.00	4.61	STIP	2014	No	No	No	No	50%	70,668,000	35,470,000	6,770,000	12,000,000	2,400,000	14,300,000	26,988,541	29,834,716	07/15/16	12/12/21	08/01/23	Caltrans	Caltrans	Caltrans	Caltrans
0500000548	STIP	SB	217	REVISE INTERSECTIONS AT THE HOLLISTER AVE INTERCHANGE & EXTEND LOCAL ROADS	0.00	0.22	0.07	0.00	0.00	0.11	0.00	0.00	STIP	2016	No	No	Yes	No								4,184,651	838,317	04/02/20	04/13/22	02/08/24	Goleta, City of	Goleta, City of	Goleta, City of	Goleta, City of
0500000565	PARTNERSHIP	SBT	025	WIDEN FROM 2C TO 4E (SBT-25- 51.5/55.3) AND ROUTE ADDPTION (SBT-25-51.5 TO SCL-25-2.6)	0.00	0.00	0.00	0.00	0.00	0.00	0.00	0.00	N/A	N/A	No	No	No	No								3,070	6,961,707			08/29/25	Caltrans	Council of San Benito County Governments	Council of San Benito County Governments	Council of San Benito County Governments
0500000575	SHOPP	SLO	001	REHABILITATE ROADWAY	0.00	0.00	0.00	0.00	0.00	0.00	0.00	0.00	SHOPP	2006	No	No	No	No								4,123,612	3,214,177	08/08/07	11/17/08	07/16/18	Caltrans	Caltrans	Caltrans	Caltrans
0500000576	SHOPP	SLO	001	REALIGN ROADWAY PIEDRAS BLANCAS REALIGNMENT	0.00	0.00	0.68	1.18	0.00	0.00	0.00	0.29	SHOPP	2014	No	No	No	Yes	50%	37,199,000	18,608,000	3,570,000	5,820,000	1,340,000	7,878,000	32,560,976	16,707,174	06/15/15	07/13/18	05/25/23	Caltrans	Caltrans	Caltrans	Caltrans
0500000857	SHOPP	SCR	129	CURVE REALIGNMENT	0.00	0.00	0.02	0.78	0.00	0.00	0.00	0.11	SHOPP	2014	No	No	No	Yes	89%	5,559,000	4,952,000	924,000	1,808,000	175,000	2,045,000	5,093,103	3,301,852	08/07/15	07/16/18	09/09/20	Caltrans	Caltrans	Caltrans	Caltrans
0500002020	SHOPP	VAR	101	HIGHWAY REHAB NORTH PASO ROBLES REHAB	0.00	0.00	0.35	18.47	0.00	0.00	0.01	4.22	SHOPP	2014	No	No	No	No	38%	61,053,000	22,900,000	3,029,000	8,487,000	584,000	10,800,000	9,312,224	15,920,005	12/08/16	07/01/19	09/01/21	Caltrans	Caltrans	Caltrans	Caltrans
0500002023	PARTNERSHIP PA	SLO	101	RECONFIGURATION OF IC	0.00	0.00	0.00	0.00	0.00	0.00	0.00	0.00	N/A	N/A	No	No	No	No								0	0	02/23/23	10/23/24	06/27/25	Caltrans	Caltrans	Caltrans	Caltrans
0500002029	SHOPP	SB	101	CURVE REALIGNMENT	0.00	0.00	0.00	0.02	0.00	0.00	0.00	0.00	SHOPP	2014	No	No	No	No	71%	7,888,000	5,578,000	2,200,000	1,300,000	120,000	1,958,000	7,158,595	3,393,843	03/16/16	07/21/17	08/21/18	Caltrans	Caltrans	Caltrans	Caltrans
0500002049	BOND CMIA	SLO	046	CONVERT TO 4-LANE EXPRESSWAY	0.00	0.00	0.99	0.37	0.00	0.00	0.00	0.04	STIP	2010	No	No	No	No	33%	42,489,000	14,071,000	0	4,471,000	2,600,000	7,000,000	38,013,168	14,448,141	06/12/12	08/15/16	07/01/20	Caltrans	Caltrans	Caltrans	Caltrans
0500002105	PARTNERSHIP	SCR	001	INTERSECTION IMPROVEMENTS ROUTE 1/9 INTERSECTION IMP	0.00	0.31	0.03	0.00	0.00	0.00	0.00	0.00	STIP	2016	No	Yes	Yes	No								0	730,539	09/13/19	09/01/20	04/30/21	Santa Cruz, City of	Santa Cruz, City of	Santa Cruz, City of	Santa Cruz, City of
0500002243	SHOPP	MON	101	TREE AND MBGR REMOVAL	0.00	0.00	0.06	0.00	0.00	0.00	0.00	0.00	SHOPP	2014	No	No	No	No	258%	1,131,000	2,920,000	1,110,000	845,000	131,000	834,000	859,495	1,810,833	12/09/16	06/07/17	12/28/21	Caltrans	Caltrans	Caltrans	Caltrans
0500002244	SHOPP	SCR	017	SHOULDER WIDENING AND CONCRETE GUARDRAIL	0.00	0.00	0.08	0.54	0.00	0.00	0.00	0.13	SHOPP	2014	No	No	No	No	64%	6,919,000	4,403,000	0	1,899,000	236,000	2,268,000	5,615,787	2,980,677	01/13/16	02/15/18	05/06/19	Caltrans	Caltrans	Caltrans	Caltrans
0500002284	SHOPP	MON	001	SHOULDER WIDENING, GUARDRAIL UPGRADES, POTENTIAL RETAINING WALL	0.00	0.34	0.13	1.26	0.00	0.19	0.00	0.72	SHOPP	2016	No	No	No	No	59%	5,379,000	3,182,000	750,000	1,243,000	35,000	1,154,000	7,826	935,854	11/06/18	09/25/19	11/30/20	Caltrans	Caltrans	Caltrans	Caltrans
0500002288	SHOPP	MON	001	REPLACE CULVERT AND REPAIR EROSION	0.40	3.15	0.48	0.00	0.00	0.35	0.00	0.00	SHOPP	2016	Yes	No	No	No	177%	1,550,000	2,748,000	936,000	1,124,000	113,000	575,000	0	442,045	07/13/20	10/13/21	10/14/24	Caltrans	Caltrans	Caltrans	Caltrans
0500002290	SHOPP	SCR	017	STORM WATER MITIGATION	0.00	0.00	0.06	3.10	0.00	0.00	0.00	0.10	SHOPP	2014	No	No	No	No	72%	6,805,000	4,882,000	1,000,000	1,570,000	184,000	2,128,000	3,437,566	2,392,928	10/28/16	04/17/20	10/01/21	Caltrans	Caltrans	Caltrans	Caltrans
0500002306	STIP	VAR	001	VISTA POINT INTERPRETIVE DISPLAYS.	0.00	0.00	0.00	0.13	0.00	0.00	0.00	0.01	STIP	2014	No	No	No	No	180%	781,000	1,404,000	390,000	540,000	10,000	464,000	760,867	1,095,223	04/10/15	04/25/16	07/14/19	Caltrans	Caltrans	Caltrans	Caltrans
0512000009	SHOPP	SLO	001	CONSTRUCT SOLDIER PILE WALL WITH GROUND ANCHORS	0.00	0.00	0.09	0.94	0.00	0.00	0.00	0.23	SHOPP	2012	No	No	No	No	53%	10,735,000	5,671,000	920,000	1,396,000	135,000	3,220,000	9,960,265	3,909,775	01/08/15	11/28/17	08/03/20	Caltrans	Caltrans	Caltrans	Caltrans
0512000012	SHOPP	SB	101	PAVEMENT PRESERVATION (CAP M)	0.00	0.00	0.00	0.00	0.00	0.00	0.00	0.00	SHOPP	2014	No	No	No	No	24%	10,802,000	2,641,000	193,000	990,000	11,000	1,447,000	10,526,185	3,307,422	06/10/15	02/24/17	07/20/18	Caltrans	Caltrans	Caltrans	Caltrans
0512000013	SHOPP	SB	246	PAVEMENT PRESERVATION (CAP M)	0.00	0.00	0.01	0.22	0.00	0.00	0.00	0.00	SHOPP	2014	No	No	No	No	64%	7,179,000	4,579,000	285,000	1,893,000	54,000	2,347,000	5,867,974	3,156,858	10/28/16	12/07/17	01/07/19	Caltrans	Caltrans	Caltrans	Caltrans
0512000068	SHOPP	SB	101	REPLACE CULVERT	0.40	1.77	0.48	0.00	0.01	0.32	0.00	0.00	SHOPP	2016	Yes	No	No	No	97%	3,746,000	3,622,000	836,000	1,430,000	245,000	1,111,000	0	468,581	12/04/20	07/12/22	08/14/23	Caltrans	Caltrans	Caltrans	Caltrans
0512000069	SB1 RMRA	SCR	001	REPLACE CULVERTS	1.93	0.92	0.05	0.00	0.04	0.29	0.00	0.00	SHOPP	2016	No	No	No	No	126%	3,654,000	4,613,000	964,000	1,940,000	344,000	1,365,000	0	302,853	09/17/21	09/22/23	10/11/24	Caltrans	Caltrans	Caltrans	Caltrans
0512000070	STIP	SLO	046	MODIFY INTERSECTION	0.43	0.00	0.00	0.00	0.00	0.03	0.00	0.00	N/A	N/A	No	No	No	No								0	76,447	03/20/23	11/07/24	07/17/25	El Paso de Robles, City of	El Paso de Robles, City of	El Paso de Robles, City of	El Paso de Robles, City of
0512000071	SHOPP	SLO	101	ROADSIDE SAFETY IMPROVEMENTS	0.00	0.00	0.00	0.00	0.00	0.00	0.00	0.00	SHOPP	2014	No	No	No	No	67%	2,802,000	1,873,000	551,000	700,000	0	622,000	2,439,394	1,486,194	05/02/16	06/26/17	07/02/18	Caltrans	Caltrans	Caltrans	Caltrans
0512000072	SHOPP	SB	101	ROADSIDE SAFETY IMPROVEMENTS	0.00	0.00	0.00	0.03	0.00	0.00	0.00	0.00	SHOPP	2014	No	No	No	No	71%	2,102,000	1,542,000	247,000	601,000	7,000	687,000	1,884,036	1,106,218	08/11/17	08/11/17	07/19/18	Caltrans	Caltrans	Caltrans	Caltrans
0512000074	SHOPP	SCR	VAR	ROADSIDE SAFETY IMPROVEMENTS	0.00	0.00	0.01	2.08	0.00	0.00	0.00	0.07	SHOPP	2014	No	No	No	No	101%	1,781,000	1,801,000	290,000	891,000	5,000	615,000	0	1,732,581	09/07/17	07/01/19	04/22/20	Caltrans	Caltrans	Caltrans	Caltrans
0512000075	SHOPP	SLO	101	ROADSIDE SAFETY IMPROVEMENTS	0.00	0.00	0.00	0.03	0.00	0.00	0.00	0.00	SHOPP	2014	No	No	No	No	68%	2,285,000	1,554,000	281,000	617,000	5,000	651,000	1,699,454	1,526,580	09/28/16	12/07/17	12/03/18	Caltrans	Caltrans	Caltrans	Caltrans
0512000076	STIP	SLO	101	CONVERT TO 4-LANE EXPRESWAY	0.00	0.00	0.49	7.00	0.00	0.00	0.00	0.88	STIP	2014	No	No	No	Yes	31%	56,743,000	17,700,000	0	7,000,000	2,500,000	8,200,000	44,036,016	13,710,030	02/25/16	10/01/18	02/28/20	Caltrans	Caltrans	Caltrans	Caltrans
0512000105	STIP	SB	101	LVR MITIGATION PLANTING	0.00	0.00	0.00	0.00	0.00	0.00	0.00	0.00	STIP	2012	No	No	No	No	131%	544,000	730,000	0	305,000	5,000	400,000	521,891	447,909	11/15/13	04/19/17	07/16/18	Caltrans	Caltrans	Caltrans	Caltrans
0512000107	SHOPP	MON	068	SHOULDER WIDENING, RUMBLE STRIPS, GUARDRAIL	0.00	1.26	0.11	0.37	0.00	0.16	0.00	0.00	SHOPP	2016	No	No	No	No	85%	3,497,000	2,983,000	987,000	1,093,000	117,000	786,000	12,800	1,676,642	04/17/19	04/16/21	04/03/23	Caltrans	Caltrans	Caltrans	Caltrans
0512000108	SHOPP	SBT	025	SUPERELEVATION ADJUSTMENT AND CULVERT EXTENSION	0.00	1.19	0.20	2.18	0.00	0.17	0.00	0.05	SHOPP	2016	No	No	No	No	133%	3,106,000	4,119,000	1,200,000	1,647,000	242,000	1,030,000	30,104	1,887,370	12/07/18	09/25/19	10/16/20	Caltrans	Caltrans	Caltrans	Caltrans
0512000134	SHOPP	SB	217	BRIDGE REPLACEMENT	4.78	0.09	0.00	0.00	1.62	1.37	0.00	0.00	SHOPP	2016	Yes	No	No	No	63%	17,045,000	10,755,000	3,887,000	3,102,000	156,000	3,610,000	1,121	1,437,434	04/08/22	04/08/25	05/21/26	Caltrans	Caltrans	Caltrans	Caltrans
0512000135	SHOPP	SLO	101	REPAIR CHANNEL PAVING	0.00	0.50	0.12	1.04	0.00	0.19	0.00	0.91	SHOPP	2016	No	No	No	No	124%	2,717,000	3,362,000	930,000	1,401,000	185,000	846,000	8,323	1,763,546	11/21/18	08/06/19	08/04/21	Caltrans	Caltrans	Caltrans	Caltrans
0512000139	SHOPP	SB	154	REMOVE BRIDGE	1.66	0.69	0.04	0.00	0.07	0.22	0.00	0.00	SHOPP	2016	Yes	No	No	No	296%	978,000	2,893,000	1,438,000	1,055,000	50,000	350,000	0	579,152	11/16/20	03/14/22	07/15/24	Caltrans	Caltrans	Caltrans	Caltrans
0512000141	SHOPP	SB	154	INFRASTRUCTURE MAINTENANCE	0.81	1.52	0.20	0.00	0.01	2.25	0.00	0.00	N/A	N/A	Yes	No	No	No								0	195,407	11/16/20	07/14/23	07/15/25	Caltrans	Caltrans	Caltrans	Caltrans
0512000185	SHOPP	SCR	009	GUARDRAIL, SHOULDER PAVING, RUMBLE STRIPS	0.00	1.04	0.08	1.45	0.00	0.28	0.00	0.35	SHOPP	2016	No	No	No	No	74%	7,678,000	5,660,000	2,068,000	1,842,000	63,000	1,687,000	20,340	2,010,282	11/07/18	11/05/20	11/08/21	Caltrans	Caltrans	Caltrans	Caltrans

Attachment 1
COS Fiscal Year 2018-19 Project Workload File

EFIS ID	Project Type	CO	RTE	Work Description	DIST PAED	DIST PSE	DIST RW	DIST CON	DES PAED	DES PSE	DES RW	DES CON	Document	Document Year	PA&ED in 18/19	RTL in 18/19	RW Cert in 18/19	CCA in 18/19	Support To Capital %[2]	Total Capital Budget[1]	Total Support Budget[1]	Environmental Support Budget	Design Support Budget	Right of Way Support Budget	Construction Support Budget	Total Capital Expenditures	Total Support Expenditures	Estimated Construction Start Date[3]	Estimated Construction End Date[4]	Estimated Project End Date[5]	PAED Implementing Agency	PSE Implementing Agency	ROW Implementing Agency	CON Implementing Agency
0512000186	SHOPP	MON	198	WIDEN SHOULDERS AND CORRECT SUPERELEVATION	0.00	0.00	0.42	0.33	0.00	0.00	0.00	0.00	SHOPP	2016	No	No	No	No	182%	1,358,000	2,476,000	743,000	834,000	315,000	584,000	18,031	1,578,428	07/25/17	05/29/18	03/20/20	Caltrans	Caltrans	Caltrans	Caltrans
0512000194	SHOPP	SCR	017	SHOULDER WIDENING AND SOIL NAIL WALL	0.00	0.54	0.14	3.22	0.00	0.34	0.00	2.39	SHOPP	2016	No	No	No	No	77%	5,894,000	4,512,000	1,101,000	1,800,000	198,000	1,413,000	4,335	1,729,978	11/05/18	07/02/19	07/01/21	Caltrans	Caltrans	Caltrans	Caltrans
0512000238	SHOPP	SB	154	PAVEMENT PRESERVATION	0.00	0.00	0.04	0.31	0.00	0.00	0.00	0.03	SHOPP	2014	No	No	No	No	25%	13,669,000	3,349,000	454,000	1,141,000	28,000	1,726,000	12,535,068	1,021,282	07/29/16	01/09/18	02/25/19	Caltrans	Caltrans	Caltrans	Caltrans
0512000239	SHOPP	SBT	156	PAVEMENT PRESERVATION	0.00	0.00	0.00	0.13	0.00	0.00	0.00	0.01	SHOPP	2014	No	No	No	No	29%	7,113,000	2,096,000	158,000	1,064,000	32,000	842,000	6,353,537	980,584	12/09/16	12/31/17	12/03/18	Caltrans	Caltrans	Caltrans	Caltrans
0512000240	SHOPP	SCR	001	PAVEMENT PRESERVATION	0.00	0.88	0.10	1.51	0.00	0.19	0.00	0.01	SHOPP	2016	No	No	No	No	19%	14,971,000	2,792,000	606,000	1,030,000	74,000	1,082,000	11,150	1,046,090	04/24/19	11/21/19	11/23/20	Caltrans	Caltrans	Caltrans	Caltrans
0513000005	SHOPP	SBT	156	PAVEMENT PRESERVATION	0.00	0.00	0.00	0.13	0.00	0.00	0.00	0.01	SHOPP	2014	No	No	No	No	33%	5,726,000	1,879,000	167,000	935,000	32,000	745,000	4,811,900	1,266,749	11/28/16	12/30/17	12/03/18	Caltrans	Caltrans	Caltrans	Caltrans
0513000009	SHOPP	MON	101	ROADWAY REHABILITATION	0.00	0.38	0.18	6.12	0.00	0.22	0.00	0.33	SHOPP	2016	No	No	No	No	21%	34,095,000	7,016,000	806,000	2,466,000	180,000	3,564,000	0	2,875,064	11/14/18	11/12/20	11/23/21	Caltrans	Caltrans	Caltrans	Caltrans
0513000016	STIP	SLO	046	LANDSCAPE MITIGATION	0.00	0.00	0.02	0.82	0.00	0.00	0.00	0.00	STIP	2014	No	No	No	Yes	87%	1,105,000	958,000	0	400,000	8,000	550,000	894,572	674,217	11/14/14	09/01/18	01/04/19	Caltrans	Caltrans	Caltrans	Caltrans
0513000017	SHOPP	MON	101	BRIDGE REPLACEMENT NORTH SOLEDAD OH REPLACEMENT	0.00	0.85	0.22	0.00	0.00	0.23	0.01	0.00	SHOPP	2016	No	No	No	No	47%	8,252,000	3,892,000	94,000	2,150,000	256,000	1,392,000	21,767	1,396,855	05/27/20	06/13/21	06/01/22	Caltrans	Caltrans	Caltrans	Caltrans
0513000018	SHOPP	SB	101	REPLACE BRIDGES	3.64	0.00	0.00	0.00	1.77	0.00	0.00	0.00	N/A	N/A	No	No	No	No								0	628,217	09/14/23	09/01/26	09/06/28	Caltrans	Caltrans	Caltrans	Caltrans
0513000019	SHOPP	MON	101	SEISMIC RETROFIT	0.00	1.02	0.10	0.00	0.00	0.57	0.00	0.00	SHOPP	2016	No	No	No	No	43%	30,935,000	13,182,000	2,403,000	4,875,000	235,000	5,669,000	25,829	2,329,251	01/24/19	01/25/21	10/14/21	Caltrans	Caltrans	Caltrans	Caltrans
0513000020	SHOPP	SB	101	ROADSIDE SAFETY IMPROVEMENTS	0.00	0.00	0.02	1.55	0.00	0.00	0.00	0.02	SHOPP	2016	No	No	No	No	87%	2,354,000	2,058,000	303,000	943,000	12,000	800,000	0	1,243,758	08/29/17	08/01/19	09/02/20	Caltrans	Caltrans	Caltrans	Caltrans
0513000021	SHOPP	VAR	001	Construct maintenance vehicle pull outs, repairing guardrail, improve gate access and relocate irrigation equipment	0.00	4.40	0.01	0.00	0.00	0.05	0.00	0.00	SHOPP	2016	No	Yes	Yes	No	104%	2,905,000	3,023,000	652,000	1,097,000	49,000	1,225,000	0	462,963	10/24/19	03/19/20	01/12/21	Caltrans	Caltrans	Caltrans	Caltrans
0513000022	SHOPP	MON	001	ROADSIDE SAFETY IMPROVEMENTS	0.00	0.00	0.06	3.50	0.00	0.00	0.00	0.06	SHOPP	2016	No	No	No	No	81%	3,075,000	2,485,000	619,000	935,000	30,000	901,000	0	1,498,459	06/27/18	07/01/19	02/28/20	Caltrans	Caltrans	Caltrans	Caltrans
0513000023	SHOPP	SB	101	ROADSIDE SAFETY IMPROVEMENTS	0.00	1.28	0.04	0.00	0.00	0.01	0.00	0.00	SHOPP	2016	No	No	No	No	81%	2,581,000	2,092,000	520,000	840,000	34,000	698,000	0	217,313	07/01/20	02/08/21	07/01/22	Caltrans	Caltrans	Caltrans	Caltrans
0513000024	SHOPP	SB	101	WASTEWATER SYSTEM UPGRADE	0.00	0.80	0.01	0.00	0.00	1.31	0.00	0.00	SHOPP	2016	No	No	Yes	No	111%	2,805,000	3,123,000	249,000	1,684,000	10,000	1,180,000	0	662,688	09/03/19	01/15/21	01/18/23	Caltrans	Caltrans	Caltrans	Caltrans
0513000025	SHOPP	SCR	152	ADA COMPLIANCE	0.00	0.46	0.55	1.19	0.00	0.21	0.00	0.40	SHOPP	2016	No	No	No	No	113%	1,904,000	2,160,000	374,000	988,000	331,000	467,000	41,496	1,261,487	10/18/18	10/18/19	11/03/20	Caltrans	Caltrans	Caltrans	Caltrans
0513000027	SHOPP	SB	101	ADA COMPLIANCE	0.00	1.88	0.52	0.00	0.00	1.52	0.00	0.00	SHOPP	2016	No	No	No	No	87%	3,874,000	3,384,000	70,000	1,875,000	303,000	1,136,000	0	172,086	11/24/20	11/08/21	10/24/22	Caltrans	Caltrans	Caltrans	Caltrans
0513000028	SHOPP	MON	156	Replace Bridge Railing	0.00	1.44	0.23	0.00	0.00	1.19	0.00	0.00	SHOPP	2016	No	No	No	No	70%	4,967,000	3,488,000	70,000	2,120,000	198,000	1,100,000	10,546	1,088,398	05/27/20	07/08/21	09/02/22	Caltrans	Caltrans	Caltrans	Caltrans
0513000030	SHOPP	MON	101	CONCRETE MEDIAN BARRIER, INSIDE SHOULDER WIDENING AND RUMBLE STRIP	0.00	0.00	0.00	0.29	0.00	0.00	0.00	0.00	SHOPP	2014	No	No	No	No	56%	5,407,000	3,016,000	0	1,396,000	20,000	1,600,000	5,145,556	1,705,131	11/20/15	05/31/18	11/26/18	Caltrans	Caltrans	Caltrans	Caltrans
0513000037	SHOPP	VAR	129	Place Open Graded Friction Course (OGFC) and replace/raise/update the existing Metal Beam Guardrail (MBGR) and end treatments	0.00	0.00	0.43	2.20	0.00	0.00	0.00	0.41	SHOPP	2016	No	No	No	Yes	93%	4,406,000	4,118,000	0	2,115,000	579,000	1,424,000	10,173	2,019,163	06/09/17	11/30/18	12/03/19	Caltrans	Caltrans	Caltrans	Caltrans
0513000052	SHOPP	MON	001	CULVERT REHABILITATION	0.00	0.37	0.09	0.71	0.00	0.11	0.00	0.01	SHOPP	2016	No	No	No	No	80%	3,579,000	2,851,000	400,000	1,324,000	344,000	783,000	285,221	1,254,267	10/16/18	04/12/22	04/12/23	Caltrans	Caltrans	Caltrans	Caltrans
0513000057	PARTNERSHIP	SB	101	INTERSECTION IMPROVEMENTS	0.00	0.18	0.00	0.29	0.00	0.00	0.00	0.07	N/A	N/A	No	Yes	No	No								0	95,628	11/28/18	07/19/19	01/26/21	Santa Barbara County	Santa Barbara County	Santa Barbara County	Santa Barbara County
0513000078	PARTNERSHIP	SB	166	INTERSECTION IMPROVEMENTS	0.26	0.14	0.06	0.00	0.00	0.01	0.00	0.00	N/A	N/A	Yes	No	Yes	No								0	99,272	03/19/20	05/20/21	11/17/22	Santa Barbara County Assoc. of Governments	Santa Barbara County Assoc. of Governments	Santa Barbara County Assoc. of Governments	Santa Barbara County Assoc. of Governments
0513000079	PARTNERSHIP	SB	166	INTERSECTION IMPROVEMENTS	0.00	0.24	0.02	0.00	0.00	0.00	0.00	0.00	N/A	N/A	No	Yes	Yes	No								0	211,386	10/17/19	12/21/20	11/16/22	Santa Barbara County Assoc. of Governments	Santa Barbara County Assoc. of Governments	Santa Barbara County Assoc. of Governments	Santa Barbara County Assoc. of Governments
0513000082	STIP	MON	101	LANDSCAPE MITIGATION	0.00	0.00	0.01	1.00	0.00	0.00	0.00	0.00	STIP	2016	No	No	No	No	69%	2,773,000	1,910,000	0	500,000	10,000	1,400,000	661,498	951,723	04/26/17	11/05/21	11/10/22	Caltrans	Caltrans	Caltrans	Caltrans
0513000096	PARTNERSHIP PA	SLO	101	CONSTRUCT INTERCHANGE IMPROVEMENTS IN ATASCADERO AT DEL RIO RD I/C	0.00	0.00	0.00	0.00	0.00	0.00	0.00	0.00	N/A	N/A	No	No	No	No								0	0	12/27/21	05/20/22	03/15/23	Caltrans	Caltrans	Caltrans	Caltrans
0513000101	SHOPP	SB	101	Landscape Mitigation	0.00	0.00	0.02	0.85	0.00	0.00	0.00	0.00	SHOPP	2016	No	No	No	No	176%	632,000	1,111,000	0	419,000	40,000	652,000	0	311,577	04/26/18	12/14/21	12/24/24	Caltrans	Caltrans	Caltrans	Caltrans
0513000103	SHOPP	SCR	129	Realign Carlton Road, construct new intersection and left-turn channelization.	0.00	0.06	0.30	2.19	0.00	0.02	0.00	0.04	SHOPP	2016	No	No	No	No	91%	3,157,000	2,880,000	587,000	1,135,000	401,000	757,000	191,311	1,476,554	07/11/18	11/12/19	02/17/21	Caltrans	Caltrans	Caltrans	Caltrans
0513000135	SHOPP	SLO	101	UPGRADE HIGHWAY SAFETY FEATURES	0.27	0.00	0.00	0.00	0.01	0.00	0.00	0.00	SHOPP	2016	Yes	No	No	No	72%	3,807,000	2,739,000	834,000	970,000	92,000	843,000	0	278,036				Caltrans	Caltrans	Caltrans	Caltrans
0513000142	SHOPP	MON	068	Install Traffic Management System (TMS) elements	0.00	0.00	0.15	0.50	0.00	0.00	0.00	0.08	SHOPP	2016	No	No	No	Yes	125%	1,283,000	1,602,000	425,000	787,000	100,000	290,000	0	1,165,155	01/12/18	02/27/19	08/25/20	Caltrans	Caltrans	Caltrans	Caltrans
0513000151	SHOPP	SBT	025	Roadway safety improvements	0.00	0.44	0.12	2.14	0.00	0.13	0.00	0.00	SHOPP	2016	No	No	No	No	38%	6,928,000	2,661,000	284,000	1,409,000	227,000	741,000	75,263	1,483,334	09/20/18	10/09/19	07/10/20	Caltrans	Caltrans	Caltrans	Caltrans
0513000169	SHOPP	SB	154	LANDSCAPE MITIGATION	0.00	0.00	0.00	0.62	0.00	0.00	0.00	0.00	SHOPP	2016	No	No	No	No	341%	205,000	700,000	0	222,000	0	478,000	0	107,807	09/14/17	12/30/20	02/10/22	Caltrans	Caltrans	Caltrans	Caltrans
0514000002	SHOPP	SLO	101	REPLACE MEDIAN BARRIER AND EXTEND CULVERT	0.09	1.78	0.22	0.00	0.00	0.49	0.00	0.00	SHOPP	2016	Yes	No	No	No	95%	2,737,000	2,597,000	645,000	1,097,000	50,000	805,000	0	274,400	07/20/20	05/01/21	05/01/22	Caltrans	Caltrans	Caltrans	Caltrans
0514000003	SHOPP	SB	101	REPLACE BRIDGE DECKS	0.00	2.48	0.11	0.00	0.00	2.68	0.00	0.00	SHOPP	2016	No	No	No	No	71%	7,100,000	5,065,000	915,000	1,800,000	250,000	2,100,000	0	679,988	03/16/20	07/15/21	08/15/23	Caltrans	Caltrans	Caltrans	Caltrans
0514000004	SHOPP	MON	101	Roadway Rehabilitation	4.31	0.00	0.00	0.00	1.37	0.00	0.00	0.00	N/A	N/A	No	No	No	No	27%	65,348,000	17,781,000	3,500,000	0	416,000	13,865,000	0	310,726	08/08/25	12/12/28	07/25/30	Caltrans	Caltrans	Caltrans	Caltrans
0514000005	SHOPP	SCR	001	BRIDGE RAIL UPGRADE	0.00	0.66	0.06	1.96	0.00	0.46	0.00	1.03	SHOPP	2016	No	No	No	No	55%	4,167,000	2,306,000	0	1,200,000	47,000	1,059,000	0	635,899	12/01/18	09/01/19	04/01/21	Caltrans	Caltrans	Caltrans	Caltrans
0514000027	STIP	SLO	046	Convert to a 4 lane expressway	0.00	6.87	3.28	0.00	0.00	0.33	0.00	0.00	STIP	2016	No	No	No	No	33%	59,999,000	20,000,000	0	8,400,000	2,400,000	9,200,000	1,022,809	10,354,529	12/02/20	02/01/23	02/11/25	Caltrans	Caltrans	Caltrans	Caltrans
0514000028	STIP PA	SLO	046	Convert to a 4 lane expressway	0.00	10.58	0.73	0.00	0.00	4.34	0.00	0.00	N/A	N/A	No	No	No	No								0	1,106,968	02/01/23	07/28/25	07/27/27	Caltrans	Caltrans	Caltrans	Caltrans
0514000039	SHOPP PA	SCR	152	Construct Accessible Pathway	3.20	0.00	0.00	0.00	0.41	0.00	0.00	0.00	N/A	N/A	No	No	No	No								0	0	10/20/22	10/20/23	10/04/24	Caltrans	Caltrans	Caltrans	Caltrans
0514000040	SHOPP	SLO	041	Improve and construct new ADA accessible pedestrian pathways and install Accessible Pedestrian Signal (APS) systems	0.00	2.38	2.60	0.00	0.00	0.02	0.00	0.00	SHOPP	2016	No	Yes	Yes	No	116%	3,713,000	4,290,000	865,000	1,300,000	984,000	1,141,000	7,000	791,097	02/20/20	02/19/21	03/09/22	Caltrans	Caltrans	Caltrans	Caltrans
0514000043	PARTNERSHIP	MON	001	Drainage Improvements	0.26	0.22	0.00	0.00	0.00	0.08	0.00	0.00	N/A	N/A	Yes	No	No	No								0	169,409	01/14/21	06/08/21	04/04/22	Monterey County	Monterey County	Monterey County	Monterey County
0514000046	SHOPP	MON	001	Pavement Preservation	0.00	5.03	0.15	0.00	0.00	0.03	0.00	0.00	SHOPP	2016	No	No	Yes	No	21%	24,366,000	5,154,000	858,000	1,427,000	41,000	2,828,000	0	631,918	12/30/19	08/10/21	06/02/22	Caltrans	Caltrans	Caltrans	Caltrans
0514000049	SHOPP	MON	101	PAVEMENT REHABILITATION (2R)	0.00	1.18	0.04	0.00	0.00	0.51	0.00	0.00	SHOPP	2016	No	Yes	Yes	No	20%	26,950,000	5,363,000	11,000	1,820,000	42,000	3,490,000	0	426,402	06/22/20	12/23/21	10/25/23	Caltrans	Caltrans	Caltrans	Caltrans
0514000050	SHOPP	MON	101	Pavement Rehabilitation	0.00	0.87	0.06	0.00	0.00	0.19	0.00	0.00	SHOPP	2016	No	No	No	No	21%	52,275,000	11,067,000	0	2,820,000	70,000	8,177,000	0	2,219,197	02/07/19	08/13/21	02/15/23	Caltrans	Caltrans	Caltrans	Caltrans
0514000051	SHOPP	SCR	001	PAVEMENT PRESERVATION (CAPM)	0.00	1.41	0.04	4.09	0.00	0.17	0.00	0.10	SHOPP	2016	No	No	No	No	24%	15,388,000	3,656,000	0	1,932,000	64,000	1,660,000	0	1,128,027	11/28/18	11/26/19	12/01/20	Caltrans	Caltrans	Caltrans	Caltrans
0514000054	SHOPP	SB	001	PAVEMENT PRESERVATION	0.00	0.00	0.21	4.25	0.00	0.00	0.00	0.19	SHOPP	2016	No	No	No	Yes	19%	14,215,000	2,753,000	0	950,000	87,000	1,716,000	0	543,137	03/19/18	12/17/18	10/04/19	Caltrans	Caltrans	Caltrans	Caltrans
0514000055	SHOPP	MON	101	PAVEMENT PRESERVATION	0.00	1.83	0.10	0.96	0.00	0.18	0.00	0.03	SHOPP	2016	No	Yes	No	No	49%	19,470,000	9,500,000	0	6,000,000	1,200,000	2,300,000	0	1,169,477	05/08/19	07/01/20	07/01/22	Caltrans	Caltrans	Caltrans	Caltrans
0514000061	SHOPP	SB	101	BRIDGE RAIL UPGRADE	0.39	2.94	0.51	0.00	0.00	1.70	0.00	0.00	SHOPP	2016	Yes	No	No	No	73%	5,302,000	3,886,000	1,266,000	1,490,000	130,000	1,000,000	481	691,355	07/15/20	09/15/21	09/15/22	Caltrans	Caltrans	Caltrans	Caltrans
0514000063	SHOPP	SB	101	Earthquake Rte & ROP	1.78	0.00	0.00	0.00	0.45	0.00	0.00	0.00	N/A	N/A	No	No	No	No								0	282,881	01/04/22	06/09/22	04/20/23	Caltrans	Caltrans	Caltrans	Caltrans
0514000064	SHOPP	MON	101	SEISMIC RETROFIT 2 BRIDGES	0.54	2.45	0.07	0.00	1.09	1.12	0.00	0.00	SHOPP	2016	Yes	No	No	No	65%	8,575,000	5,580,000	1,529,000	1,800,000	15,000	2,236,000	0	463,310	12/30/20	12/29/21	10/25/22	Caltrans	Caltrans	Caltrans	Caltrans
0514000065	SHOPP	SB	135	SEISMIC RETROFIT	0.01	2.70	0.07	0.00	0.00	0.88	0.00	0.00	SHOPP	2016	Yes	No	No	No	127%	2,110,000	2,675,000	784,000	1,228,000	23,000	640,000	0	288,655	09/17/20	10/01/21	10/06/22	Caltrans	Caltrans	Caltrans	Caltrans
0514000073	SHOPP	VAR	101	ROADSIDE SAFETY IMPROVEMENTS	0.00	2.32	0.37	0.00	0.00	0.00	0.00	0.00	SHOPP	2016	No	No	No	No	106%	3,270,000	3,461,000	1,152,000	1,090,000	175,000	1,044,000	0	775,628	06/15/20	02/10/21	01/12/22	Caltrans	Caltrans	Caltrans	Caltrans
0514000075	SHOPP	SCR	009	UPGRADE DRAINAGE SYSTEMS AND STABILIZE SLOPES	0.00	2.46	1.23	0.00	0.00	0.01	0.00	0.00	SHOPP	2016	No	No	No	No	162%	2,570,000	4,164,000	873,000	1,192,000	1,287,000	812,000	0	595,955	10/30/20	11/01/21	12/30/22	Caltrans	Caltrans	Caltrans	Caltrans
0514000081	STIP	SB	246	Planting Mitigation	0.00	0.08	0.00	0.61	0.00	0.13	0.00	0.00	STIP	2016	No	No	No	No	174%	500,000	870,000	0	342,000	0	528,000	0	131,693	08/29/18	02/18/22	12/24/26	Caltrans	Caltrans	Caltrans	Caltrans
0514000110	SHOPP	SB	001	PAVEMENT PRESERVATION	0.02	2.68	0.34	0.00	0.00	0.01	0.00	0.00	SHOPP	2016	No	No	No	No	29%	10,378,000	3,035,000	1,110,000	916,000	104,000	905,000	0	591,302	05/24/21	02/24/21	12/17/21	Caltrans	Caltrans	Caltrans	Caltrans
0514000111	SHOPP	SLO	001	PAVEMENT PRESERVATION	0.00	0.15	0.07	7.04	0.00	0.06	0.00	0.19	SHOPP	2016	No	No	No	Yes	25%	14,479,000	3,556,000	0	1,369,000	30,000	2,157,000	10,301	886,156	08/19/18	05/19/19	03/02/20	Caltrans	Caltrans	Caltrans	Caltrans
0514000113	SHOPP	SLO	041	Pavement Preservation	0.00	0.00	0.02	0.39	0.00	0.00	0.00	0.01	SHOPP	2014	No	No	No	No	25%	12,577,000	3,145,000	472,000	1,139,000	26,000	1,508,000	10,374,677	1,708,011	12/21/16	01/16/18	04/02/19	Caltrans	Caltrans	Caltrans	Caltrans
0514000118	SHOPP	SCR	001	UPGRADE FOR ACCESSIBLE PEDESTRIAN SIGNAL (APS)	0.00	1.44	0.03	0.00	0.00	0.13	0.00	0.00	SHOPP	2016	No	Yes	Yes	No	128%	1,348,000	1,721,000	332,000	883,000	20,000	486,000	0	303,324	07/15/19	08/03/20	10/18/21	Caltrans	Caltrans	Caltrans	Caltrans
0514000120	SHOPP	VAR	101	Replace roadside sign panels.	0.00	0.00	0.05	0.22	0.00	0.00	0.00	0.00	SHOPP	2014	No	No	No	No	28%	6,578,000	1,859,000	0	650,000	40,000	1,169,000	5,859,343	1,262,582	01/26/16	01/22/18	07/15/20	Caltrans	Caltrans	Caltrans	Caltrans
0514000131	SHOPP	SCR	017	Wildlife Crossing	0.18	1.51	0.57	0.00	0.03	1.20	0.00	0.00	N/A	N/A	Yes	No	No	No	70%	7,323,000	5,130,000	738,000	2,013,000	226,000	2,153,000	0	188,739	10/27/21	08/17/23	10/16/25	Caltrans	Caltrans	Caltrans	Caltrans
0514000132	SHOPP	VAR	101	SIGN UPGRADES	0.00	3.40	0.09	0.00	0.00	0.19	0.00	0.00	SHOPP	2016	Yes	No	Yes	No	121%	2,132,000	2,575,000	780,000	1,125,000	41,000	629,000	0	287,530	11/27/19	05/22/20	07/22/21	Caltrans	Caltrans	Caltrans	Caltrans
0514000140	SHOPP	VAR	101	SIGN UPGRADES	0.04	3.42	0.09	0.00	0.00	0.21	0.00	0.00	SHOPP	2016	Yes	Yes	Yes	No	126%	1,900,000	2,385,000	754,000	1,044,000	35,000	552,000	0	263,911	10/11/19	05/19/20	03/17/21	Caltrans	Caltrans	Caltrans	Caltrans
0514000145	SHOPP	SCR	017	Proposed Landscape Split from 05-0Q600_ Hwy 17 Storm Water Mitigation	0.00	0.90	0.02	0.00	0.00	0.02	0.00	0.00	SHOPP	2016	No	Yes	Yes	No	208%	507,000	1,055,000	0	500,000	18,000	537,000	0	0	10/28/19	04/13/23	10/18/24	Caltrans	Caltrans	Caltrans	Caltrans
0515000007	SHOPP	MON	101	Median Barrier and Inside Shoulder Rumble Strip with Shoulder Widening	0.00	0.00	0.09	0.35	0.00	0.00	0.00	0.01	SHOPP	2016	No	No	No	No	67%	3,469,000	2,326,000	0	1,030,000	56,000	1,240,000	5,000	557,840	06/26/17	06/29/18	12/31/19	Caltrans	Caltrans	Caltrans	Caltrans
0515000008	SHOPP	MON	183	Centerline / Shoulder Rumble Stripe and Resurfacing	0.00	0.00	0.06	0.25	0.00	0.00	0.00	0.00	SHOPP	2016	No	No	No	No	118%	916,000	1,085,000	280,000	473,000	35,000	297,000	0	556,100	06/30/17	05/30/18	01/10/20	Caltrans	Caltrans	Caltrans	Caltrans
0515000009	SHOPP	SCR	152	Centerline Rumble Strip	0.00	0.00	0.00	0.03	0.00	0.00	0.00	0.00	SHOPP	2016	No	No	No	No	302%	238,000	719,000	0	452,000	33,000	234,000	187,158	484,872	09/01/16	07/14/17	08/02/18	Caltrans	Caltrans	Caltrans	Caltrans
0515000012	PARTNERSHIP	SB	101	Construct Bike Path	0.31	0.47	0.06	0.00	0.00	0.01	0.00	0.00	N/A	N/A	Yes	No	No	No								0	14,104	04/29/20	01/15/21	11/08/21	Santa Barbara County Assoc. of Governments	Santa Barbara County Assoc. of Governments	Santa Barbara County Assoc. of Governments	Santa Barbara County Assoc. of Governments
0515000019	SHOPP	SLO	101	Mitigation Planting	0.00	0.39	0.02	0.00	0.00	0.00	0.00	0.00	SHOPP	2016	No	Yes	Yes	No	270%	270,000	730,000	0	223,000	28,000	479,000	0	19,885	11/18/19	11/01/22	09/29/23	Caltrans	Caltrans	Caltrans	Caltrans
0515000030	SHOPP	SLO	001	Landscape planting and wetland mitigation	0.00	0.29	0.06	1.20	0.00	0.14	0.00	0.02	SHOPP	2016	No	No	No	No	64%	3,843,000	2,446,000	0	1,013,000	57,000	1,376,000	0	435,377	08/29/18	07/14/22	11/04/24	Caltrans	Caltrans	Caltrans	Caltrans
0515000031	SHOPP	MON	068	Centerline Rumble Strip & OGAC	0.00	0.00	0.07	0.70	0.00	0.00	0.00	0.02	SHOPP	2016	No	No	No	No	63%	2,864,000	1,791,000	276,000	1,120,000	34,000	361,000	0	1,235,055	03/19/18	10/15/18	09/03/19	Caltrans	Caltrans	Caltrans	Caltrans
0515000032	SHOPP	SLO	101	Replace Bridge Rails	0.00	0.40	0.03	0.12	0.00	0.00	0.00	0.00	SHOPP	2014	No	No	Yes	No	82%	1,433,000	1,180,000	0	418,000	22,000	740,000	1,200,543	944,974	07/21/16	10/23/17	02/02/21	Caltrans	Caltrans	Caltrans	Caltrans
0515000033	SHOPP	VAR	101	Underground Storage Tank and Superfund Monitoring	0.14	0.00	0.00	0.00	0.00	0.00	0.00	0.00	N/A	N/A	No	No	No	No								0	16,037			08/01/25	Caltrans	Caltrans	Caltrans	Caltrans
0515000037	STIP	SCR	001	Operational Improvements	2.12	0.00	0.00	0.00	0.51	0.00	0.00	0.00	STIP	2016	No	No	No	No								0	0	12/01/22	12/01/24	07/01/26	Caltrans	Caltrans	Caltrans	Caltrans
0515000038	PARTNERSHIP	SLO	101	Operational Improvements	0.22	0.00	0.00	0.00	0.12	0.00	0.00	0.00

Attachment 1
COS Fiscal Year 2018-19 Project Workload File

EFIS ID	Project Type	CO	RTE	Work Description	DIST PAED	DIST PSE	DIST RW	DIST CON	DES PAED	DES PSE	DES RW	DES CON	Document	Document Year	PA&ED in 18/19	RTL in 18/19	RW Cert in 18/19	CCA in 18/19	Support To Capital %[2]	Total Capital Budget[1]	Total Support Budget[1]	Environmental Support Budget	Design Support Budget	Right of Way Support Budget	Construction Support Budget	Total Capital Expenditures	Total Support Expenditures	Estimated Construction Start Date[3]	Estimated Construction End Date[4]	Estimated Project End Date[5]	PAED Implementing Agency	PSE Implementing Agency	ROW Implementing Agency	CON Implementing Agency
0515000104	PARTNERSHIP	SLO	001	OPERATIONAL IMPROVEMENTS	0.40	0.00	0.00	0.00	0.00	0.00	0.00	0.00	N/A	N/A	No	No	No	No								0	78,911	09/07/21	02/02/22	11/21/22	Morro Bay, City of	Morro Bay, City of	Morro Bay, City of	Morro Bay, City of
0516000005	SHOPP PA	SCR	009	Drainage system upgrades (install and repair) and slope stabilization at inlets/outlets	2.91	0.00	0.00	0.00	0.51	0.00	0.00	0.00	N/A	N/A	No	No	No	No								0	0	09/07/22	03/10/25	04/16/26	Caltrans	Caltrans	Caltrans	Caltrans
0516000006	SHOPP PA	VAR	VAR	CPS/APS/Concrete	3.03	0.85	0.03	0.00	0.01	0.00	0.00	0.00	N/A	N/A	Yes	No	No	No								0	0	09/15/21	12/01/22	12/01/23	Caltrans	Caltrans	Caltrans	Caltrans
0516000007	SHOPP	SLO	101	Construct Transportation Management System (TMS)	0.55	0.00	0.00	0.00	0.03	0.00	0.00	0.00	SHOPP	2016	Yes	No	No	No	79%	2,870,000	2,255,000	380,000	1,095,000	78,000	702,000	0	0	04/01/22	09/01/22	09/01/23	Caltrans	Caltrans	Caltrans	Caltrans
0516000008	SB1 RMRA	SB	135	Pavement Preservation	0.00	1.17	3.19	0.00	0.00	0.00	0.00	0.00	SHOPP	2016	No	No	No	No	41%	14,750,000	6,097,000	0	1,869,000	1,832,000	2,396,000	0	0	05/24/21	08/19/22	10/03/23	Caltrans	Caltrans	Caltrans	Caltrans
0516000009	SB1 RMRA	SLO	001	Pavement Preservation	1.96	0.54	0.02	0.00	0.01	0.00	0.00	0.00	SHOPP	2016	Yes	No	No	No	69%	8,921,000	6,145,000	1,156,000	1,751,000	1,670,000	1,568,000	0	0	08/23/22	07/03/23	04/03/24	Caltrans	Caltrans	Caltrans	Caltrans
0516000010	SHOPP	SCR	129	Construct intersection safety improvements	0.01	1.21	0.49	0.00	0.00	0.00	0.00	0.00	SHOPP	2016	No	No	No	No	75%	5,230,000	3,899,000	782,000	1,341,000	441,000	1,335,000	0	358,590	11/01/20	09/01/22	09/01/23	Caltrans	Caltrans	Caltrans	Caltrans
0516000011	SB1 RMRA	MON	068	Pavement Preservation	0.77	0.69	0.73	0.00	0.00	0.00	0.00	0.00	SHOPP	2016	Yes	No	No	No	51%	8,066,000	4,107,000	482,000	1,638,000	312,000	1,675,000	0	0	07/15/21	12/09/21	12/01/22	Caltrans	Caltrans	Caltrans	Caltrans
0516000012	SB1 RMRA	SB	VAR	Pavement Preservation	0.00	2.36	1.24	0.00	0.00	0.00	0.00	0.00	SHOPP	2016	No	No	No	No	103%	7,600,000	7,840,000	0	3,630,000	2,460,000	1,750,000	0	0	07/27/22	07/21/23	01/21/25	Caltrans	Caltrans	Caltrans	Caltrans
0516000013	SHOPP PA	MON	101	Safety Roadside Rest Area infrastructure upgrades at 2 locations	0.00	1.41	0.04	0.00	0.00	2.34	0.00	0.00	N/A	N/A	No	No	No	No								0	0	11/12/20	08/02/22	05/25/23	Caltrans	Caltrans	Caltrans	Caltrans
0516000015	SHOPP PA	VAR	VAR	Replace overhead guide signs with retro-reflective sheeting	0.00	3.12	0.06	0.00	0.00	0.08	0.00	0.00	N/A	N/A	No	No	No	No								0	0	06/17/20	03/29/21	01/18/22	Caltrans	Caltrans	Caltrans	Caltrans
0516000016	SHOPP	MON	101	Construct Transportation Management System (TMS)	0.03	2.50	0.08	0.00	0.00	0.82	0.00	0.00	SHOPP	2016	Yes	Yes	Yes	No	114%	1,509,000	1,725,000	260,000	1,000,000	45,000	420,000	0	0	09/16/19	03/06/20	04/07/21	Caltrans	Caltrans	Caltrans	Caltrans
0516000018	SHOPP PA	MON	101	Roadway and Retaining wall	2.51	0.00	0.00	0.00	0.06	0.00	0.00	0.00	N/A	N/A	No	No	No	No								0	0	02/23/22	11/01/23	01/09/25	Caltrans	Caltrans	Caltrans	Caltrans
0516000020	SHOPP	SCR	VAR	CONSTRUCT RAMP SAFETY IMPROVEMENTS	0.03	2.43	0.25	0.00	0.02	1.40	0.00	0.00	SHOPP	2016	No	No	No	No	76%	6,469,000	4,912,000	792,000	1,930,000	217,000	1,973,000	0	398,604	05/01/20	07/01/21	06/30/23	Caltrans	Caltrans	Caltrans	Caltrans
0516000041	SHOPP PA	MON	068	Provide Accessible Pathway	1.29	0.00	0.00	0.00	0.01	0.00	0.00	0.00	N/A	N/A	No	No	No	No								0	0	02/23/22	10/02/23	10/02/24	Caltrans	Caltrans	Caltrans	Caltrans
0516000042	SHOPP PA	MON	218	ADA compliant pedestrian access	2.49	0.00	0.00	0.00	0.01	0.00	0.00	0.00	N/A	N/A	No	No	No	No								0	0	04/08/22	02/01/23	02/01/24	Caltrans	Caltrans	Caltrans	Caltrans
0516000043	STIP PA	SB	101	Mitigation Planting	0.00	0.50	0.00	0.33	0.00	0.18	0.00	0.00	STIP	2016	No	Yes	No	No								0	0	05/31/19	01/07/20	09/15/25	Caltrans	Caltrans	Caltrans	Caltrans
0516000047	SHOPP PA	MON	001	CONSTRUCT RETAINING WALL, MOVE HIGHWAY LATERALLY, OR CONSTRUCT VIADUCT	1.85	0.00	0.00	0.00	1.38	0.00	0.00	0.00	N/A	N/A	No	Yes	No	No								0	58,697	06/01/25	09/01/28	05/01/30	Caltrans	Caltrans	Caltrans	Caltrans
0516000059	SHOPP	SLO	041	CONSTRUCT CENTERLINE AND EDGE LINE RUMBLE STRIP	0.00	0.00	0.03	0.07	0.00	0.00	0.00	0.00	SHOPP	2016	No	No	No	No	198%	209,000	413,000	0	269,000	19,000	125,000	0	215,682	06/09/17	08/29/17	02/01/19	Caltrans	Caltrans	Caltrans	Caltrans
0516000060	SHOPP PA	SB	154	Intersection Control Evaluation (ICE)	1.99	0.00	0.00	0.00	0.00	0.00	0.00	0.00	N/A	N/A	No	No	No	No								0	0	07/22/22	08/07/23	11/20/24	Caltrans	Caltrans	Caltrans	Caltrans
0516000061	GEOTECHNICAL BORINGS COMPLIANCE	VAR	VAR	Identify, prioritize and execute a mitigation strategy for boreholes	0.00	0.37	0.00	0.00	0.00	1.45	0.00	0.00	N/A	N/A	No	No	No	No								0	185,913			07/01/19	Caltrans	Caltrans	Caltrans	Caltrans
0516000062	PARTNERSHIP	SB	101	IQA work for 05-0N700_ (PI: 0500000225)	0.00	0.38	0.04	0.00	0.00	0.36	0.00	0.00	N/A	N/A	No	No	No	No								0	301,233	03/19/21		10/15/24	Santa Barbara County Assoc. of Governments	Santa Barbara County Assoc. of Governments	Santa Barbara County Assoc. of Governments	Santa Barbara County Assoc. of Governments
0516000063	PARTNERSHIP	SB	101	IQA work for 05-1C820_ (PI: 0512000236)	0.00	0.47	0.04	0.00	0.00	0.25	0.00	0.00	N/A	N/A	No	No	No	No								0	291,036	09/01/21		04/29/22	Santa Barbara County Assoc. of Governments	Santa Barbara County Assoc. of Governments	Santa Barbara County Assoc. of Governments	Santa Barbara County Assoc. of Governments
0516000073	SB1 RMRA	SB	101	Replace Bridges	2.45	0.00	0.00	0.00	0.43	0.00	0.00	0.00	SHOPP	2016	No	No	No	No	83%	9,280,000	7,680,000	1,400,000	2,730,000	70,000	3,480,000	0	0	06/10/22	12/06/24	11/30/26	Caltrans	Caltrans	Caltrans	Caltrans
0516000074	SHOPP	VAR	001	Bridge Replacement	1.77	0.00	0.00	0.00	1.74	0.00	0.00	0.00	N/A	N/A	No	No	No	No	58%	28,991,000	16,699,000	2,294,000	4,290,000	455,000	9,660,000	0	0	03/01/23	11/13/25	03/01/27	Caltrans	Caltrans	Caltrans	Caltrans
0516000075	SB1 RMRA	SB	154	Substructure Rehabilitation/ Bridge Rail Upgrade	1.23	0.00	0.00	0.00	0.98	0.00	0.00	0.00	SHOPP	2016	No	No	No	No	83%	6,419,000	5,301,000	928,000	2,135,000	52,000	2,186,000	0	0	12/30/21	05/31/23	07/26/24	Caltrans	Caltrans	Caltrans	Caltrans
0516000076	PARTNERSHIP	SLO	101	Landscape Oversight	0.00	0.00	0.00	0.73	0.00	0.00	0.00	0.01	N/A	N/A	No	No	No	Yes								0	56,990	07/12/18	12/03/18	09/26/19	San Luis Obispo, City of	San Luis Obispo, City of	San Luis Obispo, City of	San Luis Obispo, City of
0516000077	SB1 RMRA	MON	001	Electrochemical Chloride Extraction (ECE) Of Bridge Structure	0.95	0.34	0.01	0.00	0.07	0.03	0.00	0.00	SHOPP	2016	Yes	No	No	No	59%	7,400,000	4,390,000	700,000	1,500,000	90,000	2,100,000	0	0	07/12/21	09/13/22	07/21/23	Caltrans	Caltrans	Caltrans	Caltrans
0516000078	SB1 RMRA	SCR	009	Replace Bridges	3.88	0.00	0.00	0.00	1.49	0.00	0.00	0.00	SHOPP	2016	No	No	No	No	84%	12,588,000	10,622,000	2,692,000	2,884,000	888,000	4,158,000	0	0	03/04/22	11/24/25	05/21/27	Caltrans	Caltrans	Caltrans	Caltrans
0516000079	SHOPP	SCR	001	Bridge Preventative Maintenance - Place Scour Protection	3.45	0.00	0.00	0.00	0.24	0.00	0.00	0.00	SHOPP	2016	No	No	No	No	178%	2,774,000	4,929,000	1,591,000	1,370,000	196,000	1,772,000	0	0	02/01/22	09/29/23	10/01/24	Caltrans	Caltrans	Caltrans	Caltrans
0516000081	SHOPP PA	MON	001	Replace Bridge Rail	1.66	0.00	0.00	0.00	0.17	0.00	0.00	0.00	N/A	N/A	No	No	No	No								0	0	12/01/21	06/01/22	06/01/23	Caltrans	Caltrans	Caltrans	Caltrans
0516000097	SHOPP PA	SB	001	Widen shoulders, shoulder rumble stripe, upgrade guardrails and relocate or remove utility poles and other objects.	3.63	0.00	0.00	0.00	0.02	0.00	0.00	0.00	N/A	N/A	No	No	No	No								0	0	02/22/24	09/11/25	12/29/26	Caltrans	Caltrans	Caltrans	Caltrans
0516000104	SHOPP	MON	101	Median Barrier	0.00	0.67	0.04	0.00	0.00	0.16	0.00	0.00	SHOPP	2016	No	No	No	No	51%	6,515,000	3,300,000	0	1,415,000	51,000	1,834,000	0	378,519	02/22/19	02/21/20	08/19/21	Caltrans	Caltrans	Caltrans	Caltrans
0516000105	PARTNERSHIP PA	SLO	101	Interchange Improvements	0.00	0.00	0.00	0.00	0.00	0.00	0.00	0.00	N/A	N/A	No	No	No	No								0	0	03/11/22	08/01/22	05/26/23	San Luis Obispo, City of	San Luis Obispo, City of	San Luis Obispo, City of	San Luis Obispo, City of
0516000118	SHOPP PA	MON	183	Asset Management Pilot Project	7.53	0.00	0.00	0.00	0.52	0.00	0.00	0.00	N/A	N/A	No	No	No	No								0	0	10/26/22	02/01/24	04/02/25	Caltrans	Caltrans	Caltrans	Caltrans
0516000140	SB1 RMRA	MON	101	Pavement Rehabilitation	9.90	0.00	0.02	0.00	0.03	0.00	0.00	0.00	SHOPP	2016	No	No	No	No	24%	104,393,000	24,700,000	4,500,000	6,300,000	1,300,000	12,600,000	0	0	02/25/22	01/26/24	06/20/25	Caltrans	Caltrans	Caltrans	Caltrans
0516000163	SHOPP PA	MON	001	Bridge Rail Rehabilitation	2.93	0.00	0.00	0.00	0.31	0.00	0.00	0.00	N/A	N/A	No	No	No	No								0	0	09/08/23	09/11/24	07/09/25	Caltrans	Caltrans	Caltrans	Caltrans
0516000164	SHOPP	SBT	025	Widen through-cut to provide greater catchment and flatten slope repose. Shift horizontal alignment 35 feet to station right	2.55	2.23	0.60	0.00	0.02	0.08	0.00	0.00	SHOPP	2016	Yes	No	No	No	103%	4,628,000	4,788,000	1,181,000	1,756,000	345,000	1,506,000	0	0	10/28/20	07/06/21	03/10/22	Caltrans	Caltrans	Caltrans	Caltrans
0516000165	SHOPP	MON	198	Construct centerline rumble strip and edge line rumble stripe	0.00	0.00	0.06	0.19	0.00	0.00	0.00	0.00	SHOPP	2016	No	No	No	No	120%	607,000	726,000	0	449,000	26,000	251,000	0	134,326	09/05/17	06/08/18	01/30/20	Caltrans	Caltrans	Caltrans	Caltrans
0516000171	REAL PROPERTY SERVICES	VAR	101	Sale of Excess Land	0.00	0.00	0.63	0.00	0.00	0.00	0.00	0.00	N/A	N/A	No	No	No	No								0	491,519			06/30/21	Caltrans	Caltrans	Caltrans	Caltrans
0516000172	REAL PROPERTY SERVICES	VAR	101	Property Management	0.00	0.00	1.39	0.00	0.00	0.00	0.00	0.00	N/A	N/A	No	No	No	No								0	309,758			06/29/21	Caltrans	Caltrans	Caltrans	Caltrans
0517000001	SHOPP PA	VAR	101	Roadside Safety Improvements	2.27	0.00	0.00	0.00	0.42	0.00	0.00	0.00	N/A	N/A	No	No	No	No								0	0	09/30/21	02/22/22	12/15/22	Caltrans	Caltrans	Caltrans	Caltrans
0517000002	SB1 RMRA	SB	101	Pavement Rehabilitation	4.15	0.00	0.00	0.00	0.86	0.00	0.00	0.00	SHOPP	2016	No	No	No	No	17%	59,239,000	9,908,000	2,160,000	2,648,000	74,000	5,026,000	0	0	05/02/22	04/27/23	07/01/24	Caltrans	Caltrans	Caltrans	Caltrans
0517000011	PARTNERSHIP	SCR	001	Pedestrian Overcrossing Structure	0.28	0.00	0.00	0.00	0.04	0.00	0.00	0.00	N/A	N/A	No	No	No	No								0	3,928	03/06/23	10/01/24	09/24/25	Santa Cruz County Regional Transportation Commission	Santa Cruz County Regional Transportation Commission	Santa Cruz County Regional Transportation Commission	Santa Cruz County Regional Transportation Commission
0517000017	SHOPP PA	SLO	046	Construct intersection safety improvements	0.00	3.48	0.16	0.00	0.00	1.43	0.00	0.00	N/A	N/A	No	No	No	No								0	0	08/19/20	06/30/22	04/27/23	Caltrans	Caltrans	Caltrans	Caltrans
0517000039	SHOPP PA	SB	135	Modify Signals, Reconstruct Ramps	0.00	1.22	0.39	0.00	0.00	0.00	0.00	0.00	N/A	N/A	No	No	No	No								0	0	04/27/21	09/15/21	07/11/22	Caltrans	Caltrans	Caltrans	Caltrans
0517000040	SHOPP	VAR	VAR	Advance Mitigation	0.00	0.00	0.04	0.00	0.00	0.00	0.00	0.00	N/A	N/A	No	No	No	No								0	0			08/15/19	Caltrans	Caltrans	Caltrans	Caltrans
0517000044	SHOPP	SLO	001	hood collection and prooaaation	0.00	0.00	0.00	0.49	0.00	0.00	0.00	0.00	SHOPP	2016	No	No	No	No	223%	180,000	401,000	0	32,000	0	369,000	0	9,561	08/21/17	12/29/20	10/21/21	Caltrans	Caltrans	Caltrans	Caltrans
0517000045	SHOPP	SLO	001	Plant propagation	0.00	0.13	0.00	0.00	0.00	0.00	0.00	0.00	SHOPP	2016	No	Yes	Yes	No	242%	140,000	339,000	0	110,000	0	229,000	0	0	10/30/19	01/06/21	10/28/21	Caltrans	Caltrans	Caltrans	Caltrans
0517000046	SHOPP	SLO	001	Planting, wetland and CRLF mitigation	0.00	0.69	0.05	0.00	0.00	0.03	0.00	0.00	SHOPP	2016	No	No	Yes	No	47%	7,475,000	3,537,000	0	1,057,000	56,000	2,424,000	0	689,714	03/16/20	03/11/26	04/06/27	Caltrans	Caltrans	Caltrans	Caltrans
0517000047	SB1 RMRA	VAR	VAR	Replace Failed Traffic Management System (TMS) detection	0.60	2.27	0.02	0.00	0.00	0.01	0.00	0.00	SHOPP	2016	Yes	No	No	No	69%	3,221,000	2,230,000	585,000	1,160,000	20,000	465,000	0	0	11/06/20	04/05/21	01/26/22	Caltrans	Caltrans	Caltrans	Caltrans
0517000049	PARTNERSHIP	SLO	101	Off-Ramp Intersection Improvements	0.06	0.45	0.01	0.00	0.00	0.01	0.00	0.00	N/A	N/A	Yes	No	No	No								0	31,393	10/02/20	02/26/21	12/21/21	San Luis Obispo County	San Luis Obispo County	San Luis Obispo County	San Luis Obispo County
0517000054	SHOPP	VAR	VAR	Transportation infrastructure improvement for zero-emission vehicle charging.	0.00	0.52	0.04	1.29	0.00	0.21	0.00	0.11	SHOPP	2016	No	Yes	Yes	No	100%	1,215,000	1,213,000	0	480,000	18,000	715,000	0	0	03/20/19	08/26/19	06/30/20	Caltrans	Caltrans	Caltrans	Caltrans
0517000055	SHOPP	VAR	VAR	Legal Support by Capital Outlay Support Staff	0.93	0.00	0.00	0.00	0.00	0.00	0.00	0.00	N/A	N/A	No	No	No	No								0	0			06/28/19	Caltrans	Caltrans	Caltrans	Caltrans
0517000082	SHOPP PA	SB	101	Roadway Rehabilitation	0.00	4.31	0.37	0.00	0.00	0.16	0.00	0.00	N/A	N/A	No	Yes	Yes	No								0	0	09/19/19	09/15/23	10/25/24	Caltrans	Caltrans	Caltrans	Caltrans
0517000083	SHOPP PA	SB	101	Roadway Rehabilitation	0.00	6.58	0.10	0.00	0.00	0.41	0.00	0.00	N/A	N/A	No	No	No	No								0	0	06/07/21	08/13/24	06/30/25	Caltrans	Caltrans	Caltrans	Caltrans
0517000084	SHOPP PA	SB	101	Roadway Rehabilitation	0.00	0.36	0.00	0.00	0.00	0.00	0.00	0.00	N/A	N/A	No	No	No	No								0	0	03/12/21	05/20/24	03/17/25	Caltrans	Caltrans	Caltrans	Caltrans
0517000101	SHOPP PA	SLO	101	Superelevation and drainage improvements	1.37	0.30	0.01	0.00	0.01	0.00	0.00	0.00	N/A	N/A	Yes	No	No	No								0	0	10/21/20	04/01/21	04/01/22	Caltrans	Caltrans	Caltrans	Caltrans
0517000113	SHOPP PA	MON	068	Improve Superelevation, widen shoulders, install rumble strip and provide tapered edge treatment	1.78	0.00	0.00	0.00	0.68	0.00	0.00	0.00	N/A	N/A	No	No	No	No								0	0	01/24/23	08/01/23	05/24/24	Caltrans	Caltrans	Caltrans	Caltrans
0517000184	SHOPP PA	SB	135	Signals, lighting, sidewalks and curb ramps	0.00	1.36	0.00	0.00	0.00	0.00	0.00	0.00	N/A	N/A	No	No	No	No								0	0	01/12/21	06/03/21	03/28/22	Caltrans	Caltrans	Caltrans	Caltrans
0517000185	SHOPP PA	SBT	025		2.14	0.00	0.00	0.00	0.01	0.00	0.00	0.00	N/A	N/A	No	No	No	No								0	0	09/27/21	02/16/22	12/12/22	Caltrans	Caltrans	Caltrans	Caltrans
0517000216	PARTNERSHIP	SLO	001	Construct Storm Sewer	0.00	0.00	0.00	0.17	0.00	0.00	0.00	0.00	N/A	N/A	No	No	No	No								0	0	06/01/18	02/05/20	11/25/20	San Luis Obispo County	San Luis Obispo County	San Luis Obispo County	San Luis Obispo County
0518000035	SHOPP PA	SLO	101	Superelevation Correction and OGFC	1.23	0.00	0.00	0.00	0.02	0.00	0.00	0.00	N/A	N/A	No	No	No	No								0	0	05/11/22	09/29/22	07/27/23	Caltrans	Caltrans	Caltrans	Caltrans
0518000051	PARTNERSHIP PA	SB	166	Widen highway, construct sidewalk, and install intersection controls at two intersections.	0.00	0.16	0.06	0.02	0.00	0.00	0.00	0.00	N/A	N/A	No	Yes	Yes	Yes								0	0	12/14/18	06/10/19	04/27/20	Private	Private	Private	Private
0518000052	SHOPP PA	SLO	101	Structures, paving and drainage	1.21	0.00	0.00	0.00	0.02	0.00	0.00	0.00	N/A	N/A	No	No	No	No								0	0	07/07/22	11/28/22	09/21/23	Caltrans	Caltrans	Caltrans	Caltrans
0518000061	STIP PA	MON	068	Operational improvements	5.78	0.00	0.00	0.00	0.82	0.00	0.00	0.00	N/A	N/A	No	No	No	No								0	0	11/10/23	06/06/25	04/03/26	Caltrans	Caltrans	Caltrans	Caltrans
0518000065	REAL PROPERTY SERVICES	VAR	VAR	Inverse Condemnation	0.00	0.00	0.06	0.00	0.00	0.00	0.00	0.00	N/A	N/A	No	No	No	No								0	0			07/30/21	Caltrans	Caltrans	Caltrans	Caltrans
0518000075	STIP PA	SLO	046	Convert to 4 lane expressway	0.00	8.60	0.73	0.00	0.00	4.30	0.00	0.00	N/A	N/A	No	No	No	No								0	854,902	09/18/26	03/14/29	03/12/31	Caltrans	Caltrans	Caltrans	Caltrans

Attachment 1
COS Fiscal Year 2018-19 Project Workload File

EFIS ID	Project Type	CO	RTE	Work Description	DIST PAED	DIST PSE	DIST RW	DIST CON	DES PAED	DES PSE	DES RW	DES CON	Document	Document Year	PA&ED in 18/19	RTL in 18/19	RW Cert in 18/19	CCA in 18/19	Support To Capital %[2]	Total Capital Budget[1]	Total Support Budget[1]	Environmental Support Budget	Design Support Budget	Right of Way Support Budget	Construction Support Budget	Total Capital Expenditures	Total Support Expenditures	Estimated Construction Start Date[3]	Estimated Construction End Date[4]	Estimated Project End Date[5]	PAED Implementing Agency	PSE Implementing Agency	ROW Implementing Agency	CON Implementing Agency
0518000092	SHOPP PA	MON	101	Pavement Rehabilitation, Seismic Retrofit with widening and median barrier	0.00	0.27	0.00	11.62	0.00	0.70	0.00	3.53	N/A	N/A	No	No	No	No								0	0	02/05/19	03/29/21	12/01/22	Caltrans	Caltrans	Caltrans	Caltrans
0518000105	SHOPP PA	MON	001	Construct tieback wall, resotre roadway and facilities, place Water Pollution Control BMPs, erosion control, and required mitigation, and provide temporary traffic control.	1.57	0.00	0.00	0.00	0.70	0.00	0.00	0.00	N/A	N/A	No	No	No	No								0	0	03/28/22	08/16/22	06/13/23	Caltrans	Caltrans	Caltrans	Caltrans
0518000106	SHOPP PA	MON	001	Coastal Development Permit Requirements	1.66	0.00	0.00	0.00	0.01	0.00	0.00	0.00	N/A	N/A	No	No	No	No								0	0	03/28/22	08/16/22	06/13/23	Caltrans	Caltrans	Caltrans	Caltrans
0518000107	PARTNERSHIP PA	SB	101	Intersection Improvements	0.26	0.29	0.00	0.00	0.00	0.01	0.00	0.00	N/A	N/A	Yes	No	No	No								0	0	09/25/20	02/19/21	12/14/21	Santa Barbara County	Santa Barbara County	Santa Barbara County	Santa Barbara County
0518000108	PARTNERSHIP PA	SB	101	Intersection Improvements	0.29	0.30	0.00	0.00	0.00	0.01	0.00	0.00	N/A	N/A	Yes	No	No	No								0	0	09/22/20	02/16/21	12/09/21	Santa Barbara County	Santa Barbara County	Santa Barbara County	Santa Barbara County
0518000109	STIP PA	SB	101	Construct HOV Lanes	0.00	0.54	0.49	0.00	0.00	1.67	0.00	0.00	N/A	N/A	No	No	No	No								0	0	09/01/21	08/28/24	06/25/25	Caltrans	Caltrans	Caltrans	Caltrans
0518000110	STIP PA	SB	101	Construct HOV Lanes	0.00	0.03	0.00	0.00	0.00	0.01	0.00	0.00	N/A	N/A	No	No	No	No								0	0	03/29/23	06/09/26	04/05/27	Caltrans	Caltrans	Caltrans	Caltrans
0518000112	STIP PA	SB	101	Construct HOV Lanes	0.00	4.20	2.36	0.00	0.00	0.17	0.00	0.00	N/A	N/A	No	Yes	Yes	No								0	0	09/19/19	09/15/23	10/25/24	Caltrans	Caltrans	Caltrans	Caltrans
0518000113	STIP PA	SB	101	Construct HOV Lane	0.00	6.13	0.56	0.00	0.00	6.12	0.00	0.00	N/A	N/A	No	No	No	No								0	0	06/08/21	10/26/21	08/19/22	Caltrans	Caltrans	Caltrans	Caltrans
0518000114	SHOPP PA	MON	001	Construct micropile wall, restore roadway and facilities, place Water pollution control BMPs, erosion control and required mitigation and provide temporary traffic control	2.13	0.00	0.00	0.00	0.70	0.00	0.00	0.00	N/A	N/A	No	No	No	No								0	0	03/28/22	08/16/22	06/13/23	Caltrans	Caltrans	Caltrans	Caltrans
0518000115	SHOPP PA	SCR	009	Construct viaduct wall extension, restore roadway and facilities, place Water Polution Control BMPs	1.48	0.00	0.00	0.00	0.70	0.00	0.00	0.00	N/A	N/A	No	No	No	No								0	0	03/28/22	08/16/22	06/13/23	Caltrans	Caltrans	Caltrans	Caltrans
0518000117	SHOPP PA	SCR	017	Construct Viaduct wall extension, restore roadway and facilities, place Water Pollution Control BMPs, erosion control, and required mitigation, and provide temporary traffic control	1.55	0.00	0.00	0.00	0.70	0.00	0.00	0.00	N/A	N/A	No	No	No	No								0	0	03/28/22	08/16/22	06/13/23	Caltrans	Caltrans	Caltrans	Caltrans
0518000118	SHOPP PA	MON	001	Construct micropile wall, resotre roadway and facilities, pklace Water Pollution Control BMPs, eronsion control and required mitigation and provide temporary traffic control	0.80	0.00	0.00	0.00	0.00	0.00	0.00	0.00	N/A	N/A	No	No	No	No								0	0	03/28/22	08/16/22	06/13/23	Caltrans	Caltrans	Caltrans	Caltrans
0518000119	SHOPP PA	MON	001	Remove slide material, construct retaining wall, restore roadway and facilities, place Water Pollution Control BMPs, erosion control, and required mitigation, and provide temporary traffic control	1.57	0.00	0.00	0.00	0.70	0.00	0.00	0.00	N/A	N/A	No	No	No	No								0	0	03/28/22	08/16/22	06/13/23	Caltrans	Caltrans	Caltrans	Caltrans
0518000122	SHOPP PA	SB	166	Modify Signal, Reconstruct Curb Ramps	1.43	0.00	0.00	0.00	0.00	0.00	0.00	0.00	N/A	N/A	No	No	No	No								0	0	03/29/22	08/17/22	06/14/23	Caltrans	Caltrans	Caltrans	Caltrans
0518000124	SHOPP PA	SCR	009	Construct side-hill viaduct, restore roadway and facilities, place Water Pollution Control BMPs, erosion control, and required mitigation and provide temporary traffic control.	0.04	1.55	0.00	0.00	0.00	0.71	0.00	0.00	N/A	N/A	No	No	No	No								0	0	01/19/21	06/09/21	04/04/22	Caltrans	Caltrans	Caltrans	Caltrans
0518000125	SHOPP PA	SCR	009	Construct side-hill viaduct, restore roadway and facilities, place Water Pollution Control BMPs, erosion control, and required mitigation and provide temporary traffic control.	0.04	1.57	0.00	0.00	0.00	0.71	0.00	0.00	N/A	N/A	No	No	No	No								0	0	01/19/21	06/09/21	04/04/22	Caltrans	Caltrans	Caltrans	Caltrans
0518000126	SHOPP PA	SCR	009	Construct tieback wall, restore roadway and facilities, place water pollution control BMPs, erosion control and required mitigation and provide temporary traffic control.	0.04	1.51	0.00	0.00	0.00	0.71	0.00	0.00	N/A	N/A	No	No	No	No								0	0	01/19/21	06/09/21	04/04/22	Caltrans	Caltrans	Caltrans	Caltrans
0518000127	SHOPP PA	SCR	009	Construct Soldier pile wall, restore roadway and facilities, place water pollution control BMPs, erosion control and required mitigation and provide temporary traffic control.	0.04	1.49	0.00	0.00	0.00	0.71	0.00	0.00	N/A	N/A	No	No	No	No								0	0	01/19/21	06/09/21	04/04/22	Caltrans	Caltrans	Caltrans	Caltrans
0600000040	PARTNERSHIP	KER	099	CONSTRUCT NEW INTERCHANGE	0.00	0.00	0.00	0.09	0.00	0.00	0.00	0.02	N/A	N/A	No	No	No	No								52,765	1,970,654	09/30/14	12/12/16	08/31/18	Bakersfield, City of	Bakersfield, City of	Bakersfield, City of	Bakersfield, City of
0600000041	PARTNERSHIP	KER	178	CONSTRUCT NEW INTERCHANGE	0.00	0.00	0.02	0.11	0.00	0.00	0.00	0.00	N/A	N/A	No	No	No	No								0	3,395,446	07/17/13	09/02/20	09/01/22	Bakersfield, City of	Bakersfield, City of	Bakersfield, City of	Bakersfield, City of
0600000075	PARTNERSHIP	KER	178	HIGHWAY WIDENING	0.00	0.00	0.03	0.20	0.00	0.00	0.00	0.00	N/A	N/A	No	No	No	No								0	3,891,914	05/18/15	12/01/20	12/01/22	Bakersfield, City of	Bakersfield, City of	Bakersfield, City of	Bakersfield, City of
0600000076	PARTNERSHIP	KER	058	WIDEN TO 4 OR 6 LANES ROSEDALE HIGHWAY IMPROVEMENTS	0.00	0.00	0.02	0.03	0.00	0.00	0.00	0.00	N/A	N/A	No	No	No	No								0	2,982,810	02/01/15	02/22/17	10/01/18	Bakersfield, City of	Bakersfield, City of	Bakersfield, City of	Bakersfield, City of
0600000112	STIP	MAD	041	CONSTRUCT PASSING LANES	0.00	0.00	0.00	0.35	0.00	0.00	0.00	0.01	STIP	2016	No	No	No	No	47%	12,806,000	6,007,000	2,033,000	997,000	400,000	2,577,000	9,410,121	5,140,014	10/23/15	09/29/16	01/02/20	Caltrans	Caltrans	Caltrans	Caltrans
0600000119	SHOPP	KER	014	BRIDGE REPLACEMENT (SCOUR)	0.00	0.00	0.02	0.29	0.00	0.00	0.00	0.05	SHOPP	2012	No	No	No	No	27%	9,539,000	2,622,000	0	0	36,000	2,586,000	8,801,036	4,769,015	06/10/13	01/05/15	08/01/20	Caltrans	Caltrans	Caltrans	Caltrans
0600000156	SHOPP	KIN	041	CONSTRUCT LEFT-TURN CHANNELIZATION	0.00	0.00	0.20	0.12	0.00	0.00	0.00	0.00	SHOPP	2010	No	No	No	No	7%	1,207,000	80,000	0	0	0	80,000	1,208,434	1,903,716	06/27/13	06/27/13	10/01/19	Caltrans	Caltrans	Caltrans	Caltrans
0600000169	STIP	MAD	099	WIDEN STRUCTURE (4TH STREET OC)	0.00	0.00	0.00	0.13	0.00	0.00	0.00	0.07	STIP	2010	No	No	No	No								5,300,611	584,943	04/30/13	03/19/15	07/01/19	Madera, City of	Madera, City of	Madera, City of	Madera, City of
0600000188	SHOPP	TUL	190	INTERSECTION IMPROVEMENT	0.00	0.00	0.25	0.26	0.00	0.00	0.00	0.00	SHOPP	2014	No	No	No	Yes	44%	4,672,000	2,071,000	565,000	586,000	340,000	580,000	2,885,676	2,931,451	10/07/15	12/01/18	12/01/20	Caltrans	Caltrans	Caltrans	Caltrans
0600000301	SHOPP	FRE	168	INTERSECTION IMPROVEMENT	0.00	0.00	0.22	0.37	0.00	0.00	0.00	0.00	SHOPP	2014	No	No	No	No	75%	3,996,000	3,002,000	542,000	1,250,000	560,000	650,000	3,020,334	3,276,348	07/15/16	01/05/18	12/30/19	Caltrans	Caltrans	Caltrans	Caltrans
0600000353	SHOPP	FRE	168	REALIGN CURVE	0.00	0.00	0.09	0.00	0.00	0.00	0.00	0.00	SHOPP	2014	No	No	No	No	68%	3,095,000	2,120,000	456,000	888,000	182,000	594,000	2,629,043	2,822,606	10/06/15	03/07/17	12/01/19	Caltrans	Caltrans	Caltrans	Caltrans
0600000355	REAL PROPERTY SERVICES	VAR	VAR	Backlogged and Deferred Monumentation	0.00	0.00	1.04	0.00	0.00	0.00	0.00	0.00	N/A	N/A	No	No	No	No								0	1,707,161				Caltrans	Caltrans	Caltrans	Caltrans
0600000359	STIP	MAD	099	CONVERT TO DIVIDED FREEWAY	0.00	0.00	0.01	0.00	0.00	0.00	0.00	0.00	STIP	2006	No	No	No	No								53,708,051	15,326,341		10/08/09	10/15/13	Caltrans	Caltrans	Caltrans	Caltrans
0600000366	BOND RTE 99	TUL	099	WIDEN ROAD WITH HOT MIX ASPHALT	0.00	0.00	0.00	0.32	0.00	0.00	0.00	0.01	STIP	2012	No	No	No	No	18%	87,632,000	15,881,000	0	12,001,000	263,000	3,617,000	77,961,141	24,359,460	01/19/11	11/02/15	10/01/19	Caltrans	Caltrans	Caltrans	Caltrans
0600000367	STIP	KIN	198	CONSTRUCT INTERCHANGE	0.00	0.00	0.01	0.00	0.00	0.00	0.00	0.00	STIP	2012	No	No	No	No	11%	28,659,000	3,221,000	0	0	451,000	2,770,000	27,344,961	11,010,538	12/03/12	05/06/15	11/30/19	Caltrans	Caltrans	Caltrans	Caltrans
0600000382	STIP	FRE	180	2C TO 4E ON NEW ALIGNMENT KINGS CANYON EXPRESSWAY-SEGMENT 3	0.00	0.00	0.36	6.24	0.00	0.00	0.00	2.16	STIP	2016	No	No	No	No	27%	86,913,000	23,598,000	0	10,566,000	6,032,000	7,000,000	22,420,572	17,875,013	04/26/17	10/01/20	10/03/22	Caltrans	Caltrans	Caltrans	Caltrans
0600000383	STIP	FRE	180	HIGHWAY PLANTING AND IRRIGATION	0.00	0.00	0.00	0.25	0.00	0.00	0.00	0.01	STIP	2010	No	No	No	No	12%	5,632,000	700,000	0	0	0	700,000	5,202,592	1,821,638	09/27/12	05/01/18	12/02/19	Caltrans	Caltrans	Caltrans	Caltrans
0600000417	BOND CMIA	TUL	198	MODIFY INTERCHANGE "PLAZA INTERCHANGE"	0.00	0.00	0.00	0.04	0.00	0.00	0.00	0.00	STIP	2012	No	No	No	No								20,491,193	1,094,989	01/12/12	08/19/14	12/30/18	Visalia, City of	Visalia, City of	Visalia, City of	Visalia, City of
0600000425	STIP	TUL	216	WIDEN AND REALIGNMENT OF ROUTE 216	0.00	0.00	0.05	0.38	0.00	0.00	0.00	0.00	STIP	2012	No	No	No	No	7%	7,529,000	530,000	0	0	0	530,000	6,242,455	7,106,502	07/05/13	01/23/15	11/23/19	Caltrans	Caltrans	Caltrans	Caltrans
0600000426	STIP	TUL	065	CONSTRUCT 4 L EXPRESSWAY ALONG AN EXISTING 2-LANE COUNTY ROAD	1.53	0.00	0.13	0.00	0.03	0.00	0.00	0.00	STIP	2016	No	No	No	No								0	4,447,988	08/15/21	08/15/23	12/15/25	Caltrans	Caltrans	Caltrans	Caltrans
0600000432	TCRP	KER	099		0.00	0.00	0.00	0.08	0.00	0.00	0.00	0.00	STIP	2006	No	No	No	No								0	931,141		12/31/17	12/31/19	Kern County	Kern County	Kern County	Kern County
0600000464	STIP	TUL	099	RECONSTRUCT INTERCHANGE BETTY DRIVE INTERCHANGE	0.00	0.00	0.28	4.50	0.00	0.00	0.00	2.14	STIP	2016	No	No	No	Yes	15%	56,004,000	8,600,000	0	3,108,000	492,000	5,000,000	26,367,967	13,221,585	03/15/17	02/01/19	12/01/21	Caltrans	Caltrans	Caltrans	Caltrans
0600000484	STIP	KER	058	CONSTRUCT 6/8 LANE FREEWAY	0.00	1.02	0.42	1.57	0.00	0.07	0.00	1.06	STIP	2016	No	No	No	No								0	19,796,764	07/02/18	10/01/21	10/02/23	Bakersfield, City of	Bakersfield, City of	Bakersfield, City of	Bakersfield, City of
0600000485	PARTNERSHIP	KER	178	WIDEN 24TH ST (SR 178) BY ONE LANE EACH DIRECTION	0.00	0.35	0.01	0.57	0.00	0.01	0.00	0.05	N/A	N/A	No	Yes	No	Yes								0	1,937,209		05/01/19	05/01/21	Bakersfield, City of	Bakersfield, City of	Bakersfield, City of	Bakersfield, City of
0600000488	STIP	KIN	198	RECONSTRUCT INTERCHANGE 12TH AVE INTERCHANGE	0.00	0.00	0.00	0.07	0.00	0.00	0.00	0.00	STIP	2012	No	No	No	No	25%	14,214,000	3,624,000	0	0	281,000	3,343,000	12,622,663	9,284,711	05/13/14	03/17/16	09/01/18	Caltrans	Caltrans	Caltrans	Caltrans
0600000495	PARTNERSHIP	KER	178	INTERSECTION IMPROVEMENTS AND WIDENING OF 24TH ST (SR 178)	0.00	0.01	0.07	1.08	0.00	0.03	0.00	0.45	N/A	N/A	No	No	No	No								0	1,992,902		04/06/18		Bakersfield, City of	Bakersfield, City of	Bakersfield, City of	Bakersfield, City of
0600000935	PARTNERSHIP	FRE	099	NEW INTERCHANGE	0.00	0.29	0.08	0.00	0.00	0.22	0.00	0.00	N/A	N/A	No	No	No	No								0	1,504,142	08/17/20	08/01/22	07/01/24	Fresno, City of	Fresno, City of	Fresno, City of	Fresno, City of
0600000936	STIP	VAR	198	HIGHWAY PLANTING	0.00	0.00	0.00	0.00	0.00	0.00	0.00	0.00	STIP	2010	No	No	No	No	56%	1,599,000	897,000	100,000	295,000	2,000	500,000	1,480,558	943,619	06/20/12	03/14/17	10/01/18	Caltrans	Caltrans	Caltrans	Caltrans
0600000959	SHOPP	KIN	043	CONSTRUCT ROUNDABOUT	0.00	0.00	0.16	0.39	0.00	0.00	0.00	0.02	SHOPP	2014	No	No	No	No	52%	3,911,000	2,029,000	609,000	601,000	166,000	653,000	2,979,208	2,080,399	09/16/16	12/13/17	10/01/19	Caltrans	Caltrans	Caltrans	Caltrans
0600000967	TCRP	TUL	065	WIDEN 2 LANE CONVENTIONAL HIGHWAY TO 4 LANE EXPRESSWAY	0.00	0.00	0.12	0.79	0.00	0.00	0.00	0.04	STIP	2014	No	No	No	Yes	13%	21,781,000	2,854,000	0	0	674,000	2,180,000	16,419,533	10,385,520	12/23/16	11/01/18	03/02/20	Caltrans	Caltrans	Caltrans	Caltrans
0600000973	STIP	MAD	099	4F TO 6F	0.00	1.29	0.25	5.66	0.00	0.15	0.00	0.62	STIP	2016	No	No	No	No								20,848	6,399,913	09/17/18	03/01/21	08/15/25	Caltrans	Caltrans	Caltrans	Caltrans
0600020018	SHOPP	FRE	099	INSTALL RAMP METERING AT VARIOUS LOCATIONS	0.00	0.00	0.20	1.48	0.00	0.00	0.00	0.39	SHOPP	2016	No	No	No	No	65%	5,248,000	3,435,000	755,000	1,200,000	192,000	1,288,000	222,121	2,006,868	08/29/17	02/01/20	02/01/23	Caltrans	Caltrans	Caltrans	Caltrans
0600020051	HIGH SPEED RAIL	VAR	VAR	HIGH SPEED TRAIN SYSTEM	0.80	0.00	0.00	0.00	0.20	0.00	0.00	0.00	N/A	N/A	No	No	No	No								0	83,755				California High Speed Rail Authority	California High Speed Rail Authority	California High Speed Rail Authority	California High Speed Rail Authority
0600020064	HIGH SPEED RAIL	MAD	VAR	HIGH SPEED TRAIN SYSTEM	1.61	0.00	0.00	0.00	0.10	0.00	0.00	0.00	N/A	N/A	No	No	No	No								0	184,611				California High Speed Rail Authority	Caltrans	Caltrans	Caltrans
0600020111	SHOPP	KER	058	Reclaim mining site (project administered by District 9).	0.00	0.00	0.00	0.01	0.00	0.00	0.00	0.00	SHOPP	2008	No	No	No	No								127,003	148,627			08/03/20	Caltrans	Caltrans	Caltrans	Caltrans
0600020132	SHOPP	KER	099	REPLACE EXISTING PAVEMENT SHOULDER	0.00	0.00	0.00	0.50	0.00	0.00	0.00	0.00	SHOPP	2010	No	No	No	No	6%	91,789,000	5,100,000	0	1,100,000	0	4,000,000	80,578,235	6,427,703	02/14/12	02/13/14	10/01/19	Caltrans	Caltrans	Caltrans	Caltrans

Attachment 1
COS Fiscal Year 2018-19 Project Workload File

EFIS ID	Project Type	CO	RTE	Work Description	DIST PAED	DIST PSE	DIST RW	DIST CON	DES PAED	DES PSE	DES RW	DES CON	Document	Document Year	PA&ED in 18/19	RTL in 18/19	RW Cert in 18/19	CCA in 18/19	Support To Capital %[2]	Total Capital Budget[1]	Total Support Budget[1]	Environmental Support Budget	Design Support Budget	Right of Way Support Budget	Construction Support Budget	Total Capital Expenditures	Total Support Expenditures	Estimated Construction Start Date[3]	Estimated Construction End Date[4]	Estimated Project End Date[5]	PAED Implementing Agency	PSE Implementing Agency	ROW Implementing Agency	CON Implementing Agency
0600020143	HIGH SPEED RAIL	FRE	VAR	HIGH SPEED TRAIN SYSTEM	1.50	0.00	0.00	0.00	0.30	0.00	0.00	0.00	N/A	N/A	No	No	No	No							0	3,003,848				California High Speed Rail Authority	California High Speed Rail Authority	California High Speed Rail Authority	California High Speed Rail Authority
0600020147	REAL PROPERTY SERVICES	VAR	VAR	Perfect RW Title Over USA Lands	0.00	0.00	0.96	0.00	0.00	0.00	0.00	0.00	N/A	N/A	No	No	No	No							0	341,697				Caltrans	Caltrans	Caltrans	Caltrans
0600020148	SHOPP	TUL	190	AC OVERLAY, SHOULDER WIDENING, LEFT TURN CHANNELIZATION & UTIL RELOCAT	0.00	0.00	1.25	4.00	0.00	0.00	0.00	0.06	SHOPP	2016	No	No	No	No	48%	19,575,000	9,400,000	1,500,000	3,200,000	2,500,000	2,200,000	2,267,461	6,558,594	07/15/18	11/01/20	05/06/22	Caltrans	Caltrans	Caltrans	Caltrans
0600020388	SHOPP	FRE	033	BRIDGE REPLACEMENT JACALITOS CREEK BRIDGE	0.00	0.00	0.00	0.06	0.00	0.00	0.00	0.01	SHOPP	2012	No	No	No	No	80%	4,686,000	3,740,000	1,531,000	926,000	169,000	1,114,000	4,089,026	3,866,249	03/19/15	06/02/16	07/30/20	Caltrans	Caltrans	Caltrans	Caltrans
0600020408	BOND RTE 99	TUL	099	WIDEN FREEWAY 4-LN FWY TO 6-LN FWY	0.00	0.00	0.07	0.00	0.00	0.00	0.00	0.00	STIP	2012	No	No	No	No	31%	40,339,000	12,500,000	0	4,000,000	300,000	8,200,000	37,825,865	11,563,733	12/27/12	06/27/16	10/06/18	Caltrans	Caltrans	Caltrans	Caltrans
0600020478	STIP	KER	014	CONVERT EXISTING 2-LANE TO 4-LANE EXPRESSWAY	0.00	0.00	0.50	1.00	0.00	0.00	0.00	0.40	STIP	2016	No	No	No	Yes	22%	34,350,000	7,400,000	0	2,500,000	1,800,000	3,100,000	11,672,550	5,804,878	04/06/17	08/31/18	02/01/21	Caltrans	Caltrans	Caltrans	Caltrans
0600020559	STIP PA	FRE	099	MODIFY INTERCHANGE	2.98	0.00	0.00	0.00	0.78	0.00	0.00	0.00	N/A	N/A	No	No	No	No							0	0				Caltrans	Caltrans	Caltrans	Caltrans
0600020595	SHOPP	FRE	269	CONSTRUCT NEW BRIDGE & RAISE GRADE "GALE AVE DETOUR"	0.00	0.04	0.06	1.67	0.00	0.12	0.00	1.14	SHOPP	2016	No	No	No	No	51%	19,720,000	9,960,000	2,200,000	2,900,000	860,000	4,000,000	258,844	5,539,661	10/26/18	07/07/21	07/10/23	Caltrans	Caltrans	Caltrans	Caltrans
0612000026	SHOPP	KER	204	PLACE DECK OVERLAY, REPLACE JOINT SEALS & PAINT	0.00	0.00	0.00	0.08	0.00	0.00	0.00	0.02	SHOPP	2014	No	No	No	No	24%	8,984,000	2,136,000	145,000	628,000	5,000	1,358,000	7,531,377	2,044,530	10/06/15	04/27/17	07/15/20	Caltrans	Caltrans	Caltrans	Caltrans
0612000051	BOND RTE 99	VAR	099	IRRIGATION, PLANTING AND PAVING	0.00	0.00	0.00	0.17	0.00	0.00	0.00	0.00	STIP	2012	No	No	No	No	32%	3,752,000	1,200,000	0	500,000	0	700,000	3,087,779	1,304,522	11/06/12	02/24/17	10/01/20	Caltrans	Caltrans	Caltrans	Caltrans
0612000052	STIP	KIN	198	LANDSCAPING AND PLANT ESTABLISHMENT	0.00	0.00	0.00	0.00	0.00	0.00	0.00	0.00	STIP	2014	No	No	No	No	39%	823,000	321,000	0	0	0	321,000	668,233	235,695	01/26/15	09/15/19	11/01/22	Caltrans	Caltrans	Caltrans	Caltrans
0612000077	STIP	FRE	180	HIGHWAY PLANTING	0.00	0.00	0.00	0.00	0.00	0.00	0.00	0.00	STIP	2016	No	No	No	No							0	503,498	12/15/20	03/01/24	02/01/26	Caltrans	Caltrans	Caltrans	Caltrans
0612000080	PARTNERSHIP	FRE	180	ADD PASSING LANES MENDOTA PASSING LANES	0.00	0.00	0.20	0.70	0.00	0.00	0.00	0.04	N/A	N/A	No	No	No	Yes	54%	8,300,000	4,482,000	1,180,000	1,133,000	700,000	1,469,000	1,945,691	3,061,684	08/29/17	07/09/18	05/01/20	Caltrans	Caltrans	Caltrans	Caltrans
0612000085	STIP	MAD	099	99 CORRIDOR-BRIDGE ENHANCEMENT	0.00	0.00	0.00	0.03	0.00	0.00	0.00	0.00	STIP	2012	No	No	No	No	91%	457,000	417,000	0	90,000	0	327,000	381,767	450,680	12/01/14	10/02/15	07/01/20	Caltrans	Caltrans	Caltrans	Caltrans
0612000090	SHOPP	KER	043	ADA CURB RAMPS	0.00	0.00	0.20	0.16	0.00	0.00	0.00	0.00	SHOPP	2014	No	No	No	No	77%	2,032,000	1,560,000	0	750,000	410,000	400,000	1,536,358	1,870,501	10/10/16	10/27/17	07/15/19	Caltrans	Caltrans	Caltrans	Caltrans
0612000091	SHOPP	KER	005	REPLACE PCC PANELS, GRIND CONCRETE PAVEMENT & CRACK SEAL AC SHOULDERS	0.00	0.00	0.00	0.15	0.00	0.00	0.00	0.01	SHOPP	2012	No	No	No	No	21%	44,811,000	9,620,000	0	3,500,000	20,000	6,100,000	36,986,728	8,150,934	12/19/14	04/03/17	05/01/19	Caltrans	Caltrans	Caltrans	Caltrans
0612000096	SHOPP	FRE	198	BRIDGE DECK REPLACEMENT	0.00	0.00	0.08	0.12	0.00	0.00	0.00	0.04	SHOPP	2014	No	No	No	No	79%	2,886,000	2,289,000	245,000	1,165,000	17,000	862,000	2,616,755	2,138,207	10/28/16	07/17/17	12/02/19	Caltrans	Caltrans	Caltrans	Caltrans
0612000105	SHOPP	KER	099	BRIDGE REPLACEMENT	0.00	0.00	0.40	4.69	0.00	0.00	0.02	2.04	SHOPP	2016	No	No	No	No	40%	20,650,000	8,311,000	701,000	3,350,000	1,060,000	3,200,000	2,606,449	5,723,936	05/30/17	07/01/20	07/01/22	Caltrans	Caltrans	Caltrans	Caltrans
0612000106	SHOPP	KER	155	INTERSECTION IMPROVEMENTS	0.00	0.00	0.00	0.40	0.00	0.00	0.00	0.00	SHOPP	2016	No	No	No	No	67%	4,014,000	2,683,000	391,000	1,360,000	432,000	500,000	155,536	2,282,877	04/06/17	12/01/18	04/01/20	Caltrans	Caltrans	Caltrans	Caltrans
0612000108	SHOPP	KER	VAR	SEISMIC RESTORATION	0.00	0.00	0.00	0.57	0.00	0.00	0.00	0.98	SHOPP	2014	No	No	No	Yes	105%	2,958,000	3,114,000	280,000	1,314,000	20,000	1,500,000	2,363,871	3,119,158	03/03/16	03/01/19	08/01/21	Caltrans	Caltrans	Caltrans	Caltrans
0612000109	SHOPP	TUL	099	OVERLAY 2R	0.00	0.00	0.00	0.23	0.00	0.00	0.00	0.00	SHOPP	2012	No	No	No	No	16%	7,563,000	1,228,000	0	647,000	0	581,000	6,629,964	1,434,577	07/28/14	07/17/15	09/01/19	Caltrans	Caltrans	Caltrans	Caltrans
0612000110	SHOPP	VAR	VAR	SEISMIC RESTORATION	0.00	0.00	0.00	0.37	0.00	0.00	0.00	0.09	SHOPP	2014	No	No	No	No	115%	3,795,000	4,356,000	456,000	2,460,000	65,000	1,375,000	909,795	3,183,472	11/28/16	04/02/18	06/01/20	Caltrans	Caltrans	Caltrans	Caltrans
0612000114	SHOPP	FRE	041	BRIDGE SEISMIC RETROFIT	0.00	0.00	0.10	2.97	0.00	0.00	0.00	0.59	SHOPP	2014	No	No	No	No	75%	5,025,000	3,791,000	164,000	1,930,000	30,000	1,667,000	2,516,962	3,578,912	11/03/16	11/09/19	11/01/22	Caltrans	Caltrans	Caltrans	Caltrans
0612000136	SHOPP	FRE	168	FREEWAY MAINTENANCE ACCESS	0.00	0.00	0.00	0.43	0.00	0.00	0.00	0.01	SHOPP	2016	No	No	No	Yes	44%	3,619,000	1,578,000	107,000	980,000	1,000	490,000	0	951,212	07/19/17	07/31/18	11/02/20	Caltrans	Caltrans	Caltrans	Caltrans
0612000157	SHOPP	TUL	201	BRIDGE RAIL REPLACEMENT	0.00	0.50	0.35	3.68	0.00	0.18	0.00	1.40	SHOPP	2016	No	No	No	No	100%	9,821,000	9,842,000	1,728,000	5,140,000	617,000	2,357,000	193,444	6,875,338	01/21/19	07/19/21	07/19/23	Caltrans	Caltrans	Caltrans	Caltrans
0612000158	STIP	MAD	099	4-LN TO 6-LN FREEWAY	2.69	0.00	0.00	0.00	0.49	0.00	0.00	0.00	N/A	N/A	No	No	No	No							0	1,192,948	05/01/24	07/01/26	07/01/30	Caltrans	Caltrans	Caltrans	Caltrans
0612000172	STIP	TUL	198	REPLACEMENT PLANTING	0.00	0.00	0.00	0.08	0.00	0.00	0.00	0.00	STIP	2014	No	No	No	Yes							80,000	170,009	11/13/14	03/29/19	08/01/21	Visalia, City of	Visalia, City of	Visalia, City of	Visalia, City of
0612000175	TCRP	KER	046	2-LN CONVENTIONAL HIGHWAY TO 4-LN CONVENTIONAL HIGHWAY RTE 46 CONVENTIONAL SEGMENT 4A	0.00	0.00	0.24	5.50	0.00	0.00	0.00	1.00	STIP	2016	No	No	No	No	40%	40,379,000	16,089,000	0	7,817,000	2,712,000	5,560,000	5,259,051	7,701,657	02/15/18	12/15/20	12/09/22	Caltrans	Caltrans	Caltrans	Caltrans
0612000176	STIP	KER	046	2-lane Conventional Highway to 4-lane Expressway Segment 4B	0.00	1.05	0.85	0.00	0.00	0.44	0.00	0.00	STIP	2012	No	No	No	No							0	0	03/01/22						
0612000182	SHOPP	TUL	190	CONSTRUCT ROUNDABOUT	0.00	0.00	0.01	0.34	0.00	0.00	0.00	0.00	SHOPP	2014	No	No	No	No	56%	4,989,000	2,770,000	992,000	799,000	405,000	574,000	124,516	1,943,968	03/24/17	11/01/17	07/15/21	Caltrans	Caltrans	Caltrans	Caltrans
0612000201	PARTNERSHIP	TUL	245	WOODLAKE ROUNDABOUT OVERSIGHT	0.00	0.00	0.00	0.34	0.00	0.00	0.00	0.00	N/A	N/A	No	No	No	No							0	473,134	11/14/14	12/21/16	09/01/21	Woodlake, City of	Woodlake, City of	Woodlake, City of	Woodlake, City of
0612000241	STIP	TUL	099	4 LANE FREEWAY TO 6 LANE FREEWAY	0.00	0.00	0.00	0.75	0.00	0.00	0.00	0.04	STIP	2014	No	No	No	No	29%	16,848,000	4,850,000	0	1,750,000	0	3,100,000	15,793,043	3,984,089	11/04/15	11/17/17	07/01/19	Caltrans	Caltrans	Caltrans	Caltrans
0612000287	HIGH SPEED RAIL	FRE	099	ROUTE 99 REALIGNMENT	0.00	0.00	1.12	3.85	0.00	0.00	0.00	2.39	N/A	N/A	No	No	No	No							115,767,610	47,232,696	07/25/16	06/30/18		Caltrans	California High Speed Rail Authority	California High Speed Rail Authority	California High Speed Rail Authority
0612000293	SHOPP	KER	119	Intersection Improvements	0.00	0.32	0.81	3.83	0.00	0.07	0.00	0.13	SHOPP	2016	No	No	No	No	88%	4,976,000	4,401,000	1,323,000	1,348,000	880,000	850,000	226,270	2,026,592	09/16/18	08/15/19	07/15/21	Caltrans	Caltrans	Caltrans	Caltrans
0612000339	PARTNERSHIP	TUL	198	MINOR WIDENING AND SAFETY IMPROVEMENTS	0.00	0.37	0.25	0.00	0.00	0.00	0.22	0.00	0.00	N/A	N/A	No	Yes	Yes	No							0	83,431	07/23/19	08/01/20	08/01/22	Visalia, City of	Visalia, City of	Visalia, City of	Visalia, City of
0612000354	PARTNERSHIP	TUL	245		0.00	0.00	0.00	0.30	0.00	0.00	0.00	0.00	N/A	N/A	No	No	No	No							736,768	325,504		05/12/15	08/01/18	Woodlake, City of	Woodlake, City of	Woodlake, City of	Woodlake, City of
0613000001	PARTNERSHIP	FRE	180	FREEWAY LANDSCAPING	0.00	0.00	0.00	0.28	0.00	0.00	0.00	0.00	N/A	N/A	No	No	No	No	38%	4,700,000	1,790,000	122,000	668,000	0	1,000,000	3,852,683	1,824,168	06/22/15	02/03/20	02/01/22	Caltrans	Caltrans	Caltrans	Caltrans
0613000005	STIP PA	TUL	099	4F TO 6F	0.00	1.84	2.15	0.00	0.00	0.56	0.00	0.00	N/A	N/A	No	No	No	No							603,586	5,937,086	05/27/20	07/03/23	08/01/25	Caltrans	Caltrans	Caltrans	Caltrans
0613000022	SHOPP	TUL	065	AC OVERLAY	0.00	0.00	0.05	2.18	0.00	0.00	0.00	0.06	SHOPP	2016	No	No	No	Yes	60%	4,497,000	2,714,000	0	1,600,000	254,000	860,000	12,265	1,512,345	10/27/17	02/15/19	02/15/21	Caltrans	Caltrans	Caltrans	Caltrans
0613000034	SHOPP	KIN	198	INTERSECTION IMPROVEMENTS	0.00	0.00	0.86	2.24	0.00	0.00	0.00	0.18	SHOPP	2016	No	No	No	Yes	76%	6,316,000	4,806,000	925,000	1,475,000	725,000	1,681,000	150,310	1,570,727	04/18/18	04/19/19	08/13/21	Caltrans	Caltrans	Caltrans	Caltrans
0613000037	SHOPP	KER	178	Roadside Safety Improvements	0.00	0.37	0.00	1.23	0.00	0.15	0.00	0.17	SHOPP	2016	No	No	Yes	Yes	69%	2,644,000	1,835,000	420,000	587,000	20,000	808,000	0	658,200	02/04/19	12/16/19	01/04/21	Caltrans	Caltrans	Caltrans	Caltrans
0613000049	SHOPP	TUL	065	Pavement Preservation	0.00	0.00	0.00	0.81	0.00	0.00	0.00	0.04	SHOPP	2016	No	No	No	Yes	29%	8,390,000	2,430,000	0	1,300,000	30,000	1,100,000	4,780,794	1,725,636	05/10/17	10/01/18	08/03/20	Caltrans	Caltrans	Caltrans	Caltrans
0613000051	SHOPP	KER	099	Roadway Rehabilitation	0.00	0.00	0.04	4.08	0.00	0.00	0.00	0.78	SHOPP	2016	No	No	No	No	20%	86,070,000	16,820,000	3,000,000	4,500,000	20,000	9,300,000	3,010	6,161,470	03/01/18	12/01/21	12/01/23	Caltrans	Caltrans	Caltrans	Caltrans
0613000056	STIP	TUL	216	Install Landscaping	0.00	0.00	0.00	0.28	0.00	0.00	0.00	0.00	STIP	2014	No	No	No	No	40%	530,000	210,000	0	50,000	0	160,000	334,693	406,006	07/15/15	08/01/20	08/01/22	Caltrans	Caltrans	Caltrans	Caltrans
0613000145	SHOPP	KER	058	Replace Bridge Rails	0.00	0.14	0.02	0.84	0.00	0.15	0.00	0.94	SHOPP	2016	No	No	No	No	111%	1,450,000	1,605,000	0	900,000	25,000	680,000	0	687,492	10/01/18	08/01/19	08/01/21	Caltrans	Caltrans	Caltrans	Caltrans
0613000149	SHOPP	MAD	099	Roadside Safety Improvements	0.00	0.00	0.28	0.10	0.00	0.00	0.00	0.00	SHOPP	2016	No	No	No	No	59%	2,281,000	1,356,000	153,000	690,000	13,000	500,000	0	1,116,950	04/21/17	12/06/17	11/30/20	Caltrans	Caltrans	Caltrans	Caltrans
0613000150	SHOPP	KER	005	Upgrade water and waste water systems.	0.00	0.00	0.00	0.97	0.00	0.00	0.00	1.99	SHOPP	2016	No	No	No	Yes	135%	2,360,000	3,185,000	530,000	1,535,000	70,000	1,050,000	3,703	1,892,428	05/15/18	10/01/18	10/01/20	Caltrans	Caltrans	Caltrans	Caltrans
0613000151	SHOPP	VAR	041		0.00	0.00	0.00	0.31	0.00	0.00	0.00	0.01	SHOPP	2016	No	No	No	No	53%	3,097,000	1,648,000	247,000	799,000	26,000	576,000	9,713	1,162,713	05/30/17	04/30/18	07/01/20	Caltrans	Caltrans	Caltrans	Caltrans
0613000152	SHOPP	KER	058	Replace Bridges	0.00	0.29	0.03	1.42	0.00	0.37	0.00	1.43	SHOPP	2016	No	No	No	No	52%	11,060,000	5,742,000	414,000	2,500,000	60,000	2,768,000	17,451	2,271,090	10/15/18	11/01/20	11/01/22	Caltrans	Caltrans	Caltrans	Caltrans
0613000157	STIP	KER	119	ADD TRUCK CLIMBING LANES	0.00	0.00	0.00	0.05	0.00	0.00	0.00	0.00	STIP	2014	No	No	No	No	23%	6,904,000	1,620,000	0	449,000	50,000	1,121,000	5,970,329	3,409,628	10/14/15	06/19/17	09/15/19	Caltrans	Caltrans	Caltrans	Caltrans
0613000189	SHOPP	FRE	180	Scour Mitigation	0.00	0.00	0.00	0.21	0.00	0.00	0.00	0.03	SHOPP	2016	No	No	No	No	416%	528,000	2,195,000	482,000	1,041,000	22,000	650,000	7,245	836,030	04/26/17	08/22/17	12/16/19	Caltrans	Caltrans	Caltrans	Caltrans
0613000194	PARTNERSHIP	TUL	198	INTERSECTION IMPROVEMENT	0.00	0.00	0.00	0.03	0.00	0.00	0.00	0.00	N/A	N/A	No	No	No	No							0	225,944	07/20/15	02/02/18	10/30/20	Farmersville, City of	Farmersville, City of	Farmersville, City of	Farmersville, City of
0613000195	PARTNERSHIP	TUL	198	INTERSECTION IMPROVEMENT	0.00	0.00	0.00	0.03	0.00	0.00	0.00	0.00	N/A	N/A	No	No	No	No							0	235,253	07/20/15	02/02/18	11/01/20	Farmersville, City of	Farmersville, City of	Farmersville, City of	Farmersville, City of
0613000243	SHOPP	KER	005	Repair Concrete Channel	0.00	1.29	0.06	0.00	0.00	0.13	0.00	0.00	SHOPP	2016	No	Yes	Yes	No	37%	5,250,000	1,935,000	475,000	670,000	100,000	690,000	0	298,642	11/01/19	07/01/20	11/01/22	Caltrans	Caltrans	Caltrans	Caltrans
0613000309	PARTNERSHIP	MAD	041	Four lane expressway on new alignment	0.90	1.96	0.80	0.00	0.01	0.80	0.00	0.00	N/A	N/A	Yes	No	No	No							0	3,841,301	10/15/20	12/01/22	12/01/24	Caltrans	Caltrans	Caltrans	Caltrans
0613000318	HIGH SPEED RAIL	VAR	VAR	Construct High Speed Train System	0.00	2.15	0.12	1.46	0.00	0.24	0.00	0.48	N/A	N/A	No	No	No	No							0	1,748,144			06/30/20	California High Speed Rail Authority	California High Speed Rail Authority	California High Speed Rail Authority	California High Speed Rail Authority
0614000001	SHOPP	TUL	198	Construct Median Barrier	0.00	0.00	0.00	0.27	0.00	0.00	0.00	0.01	SHOPP	2016	No	No	No	No	50%	3,290,000	1,656,000	240,000	740,000	14,000	662,000	2,872,236	1,517,968	01/09/17	10/31/17	07/02/20	Caltrans	Caltrans	Caltrans	Caltrans
0614000004	PARTNERSHIP	TUL	190	OPERATIONAL IMPROVEMENTS AT VARIOUS LOCATIONS	0.00	2.65	0.90	0.00	0.00	0.16	0.00	0.00	N/A	N/A	No	No	No	No							0	1,261,735	03/01/21	11/01/22	11/01/24	Caltrans	Caltrans	Caltrans	Caltrans
0614000005	SHOPP	TUL	099	Bridge Deck and Outside Girder Replacement	0.10	1.18	0.20	0.00	0.00	2.01	0.00	0.00	SHOPP	2016	No	No	No	No	47%	8,207,000	3,836,000	698,000	1,730,000	54,000	1,354,000	0	490,700	08/03/20	10/01/21	04/03/23	Caltrans	Caltrans	Caltrans	Caltrans
0614000006	SHOPP	MAD	099	Pavement Preservation (CAPM)	0.00	0.00	0.00	0.13	0.00	0.00	0.00	0.00	SHOPP	2014	No	No	No	No	26%	9,004,000	2,326,000	0	912,000	106,000	1,308,000	7,617,680	1,791,829	09/30/16	11/30/17	12/31/19	Caltrans	Caltrans	Caltrans	Caltrans
0614000009	SHOPP	KER	058	ROADWAY REHABILITATION (3R)	0.00	0.05	0.00	6.00	0.00	0.02	0.00	0.83	SHOPP	2016	No	No	No	No	28%	21,400,000	5,945,000	0	2,500,000	35,000	3,410,000	0	2,306,258	07/16/18	10/01/20	10/03/22	Caltrans	Caltrans	Caltrans	Caltrans
0614000010	SHOPP	KER	099	Correct Vertical Clearance	0.00	2.07	0.02	0.00	0.00	0.16	0.00	0.00	SHOPP	2016	No	No	No	No	40%	8,233,000	3,280,000	960,000	1,200,000	20,000	1,100,000	0	720,164	08/17/20	01/01/22	01/01/23	Caltrans	Caltrans	Caltrans	Caltrans
0614000024	PARTNERSHIP PA	KER	005	Relocate Interchange	0.50	0.00	0.00	0.00	0.14	0.00	0.00	0.00	N/A	N/A	No	No	No	No							0	0	11/01/21	07/01/24	07/01/26	Kern County	Kern County	Kern County	Kern County
0614000030	SHOPP	VAR	198	Upgrade Culverts	0.00	1.91	0.88	0.00	0.00	0.22	0.00	0.00	SHOPP	2016	No	Yes	Yes	No	193%	1,371,000	2,648,000	0	1,247,000	947,000	454,000	0	60,611	10/14/19	05/01/20	07/01/21	Caltrans	Caltrans	Caltrans	Caltrans
0614000033	PARTNERSHIP	KER	204	EXTENSION AND CONNECTION TO RTE 204	0.00	0.61	1.07	0.00	0.00	0.07	0.00	0.00	N/A	N/A	No	Yes	Yes	No							78,316	14,129,413	09/01/19			Bakersfield, City of	Bakersfield, City of	Caltrans	Bakersfield, City of
0614000038	SHOPP	KER	099	2R Pavement Rehabilitation	0.00	0.00	0.00	5.99	0.00	0.00	0.00	0.16	SHOPP	2016	No	No	No	No	27%	19,110,000	5,145,000	800,000	1,525,000	20,000	2,800,000	2,210	2,303,360	10/27/17	08/01/19	08/01/21	Caltrans	Caltrans	Caltrans	Caltrans
0614000040	STIP	TUL	099	Convert 4F to 6F or 8F	3.59	0.00	0.00	0.00	0.40	0.00	0.00	0.00	STIP	2016	No	No	No	No							0	0	07/01/24	07/01/26	07/01/28	Caltrans	Caltrans	Caltrans	Caltrans
0614000041	SHOPP	KER	058	Pavement Preservation (CAPM)	0.00	0.00	0.00	0.43	0.00	0.00	0.00	0.00	SHOPP	2014	No	No	No	No	13%	16,035,000	2,151,000	0	1,058,000	1,000	1,092,000	14,152,736	2,286,590	10/20/15	10/09/17	10/31/19	Caltrans	Caltrans	Caltrans	Caltrans
0614000043	SHOPP	MAD	041	Pavement Preservation (CAPM)	0.00	0.21	0.00	2.36	0.00	0.13	0.00	0.11	SHOPP	2016	No	No	No	No	70%	3,433,000	2,395,000	600,000	905,000	192,000	698,000	2,210	1,407,923	09/17/18	10/01/19	11/03/21	Caltrans	Caltrans	Caltrans	Caltrans
0614000047	SHOPP	FRE	180	UPGRADE BRIDGE RAILS	0.00	1.38	0.01	0.00	0.00	0.72	0.00	0.00	SHOPP	2016	No	Yes	Yes	No	71%	3,157,000	2,227,000	480,000	923,000	10,000	814,000	0	420,137	09/02/19	09/01/20	11/01/22	Caltrans	Caltrans	Caltrans	Caltrans
0614000051	SHOPP	TUL	099	ROADSIDE SAFETY IMPROVEMENTS	0.00	1.36	0.02	0.00	0.00	0.00	0.00	0.00	SHOPP	2016	No	Yes	Yes	No	52%	2,700,000	1,408,000	330,000	624,000	24,000	430,000	0	137,352	08/19/19	01/02/20	01/04/21	Caltrans	Caltrans	Caltrans	Caltrans
0614000057	SHOPP PA	KER	223	INTERSECTION IMPROVEMENT	0.00	0.00	0.00	0.00	0.00	0.00	0.00	0.00	N/A	N/A	No	No	No	No							19,743	1,814,684	12/01/19	09/01/20	09/01/22	Caltrans	Caltrans	Caltrans	Caltrans
0614000058	SHOPP	MAD	041	ROADWAY REHABILITATION (3R)	3.50	0.00	0.00	0.00	0.39	0.00	0.00	0.00	SHOPP	2016	No	No	No	No	66%	13,344,000	8,871,000	2,463,000	2,390,000	1,296,000	2,722,000	0	754,899	10/01/20	10/01/21	10/01/23	Caltrans	Caltrans	Caltrans	Caltrans
0614000060	SHOPP	FRE	041	Install High Friction Surface Treatment	0.00	0.00	0.00	0.00	0.00	0.00	0.00	0.00	SHOPP	2014	No	No	No	No	36%	3,753,000	1,347,000	218,000	578,000	5,000	546,000	1,738,396	975,218	07/26/16	04/27/17	05/01/19	Caltrans	Caltrans	Caltrans	Caltrans
0614000064	PARTNERSHIP	KER	058	Operational Improvements	0.00	0.00	0.05	0.86	0.00	0.00	0.00	0.12	N/A	N/A	No	No	No	No							200,222	3,174,861	04/17/15	06/04/18	07/01/20	Bakersfield, City of	Bakersfield, City of	Bakersfield, City of	Bakersfield, City of
0614000073	STIP	KIN	198	Replacement Planting	0.00	0.00	0.01	0.48	0.00	0.00	0.00	0.10	STIP	2016	No	No	No	No	35%	2,352,000	828,000	0	220,000	4,000	604,000	0	217,676	08/30/17	03/30/21	09/30/23	Caltrans	Caltrans	Caltrans	Caltrans
0614000105	SHOPP	TUL	190	Construct Concrete Median Barrier	0.00	0.00	0.02	1.39	0.00	0.00	0.00	0.20	SHOPP	2016	No	No	No	Yes	41%	7,898,000

Attachment 1
COS Fiscal Year 2018-19 Project Workload File

EFIS ID	Project Type	CO	RTE	Work Description	DIST PAED	DIST PSE	DIST RW	DIST CON	DES PAED	DES PSE	DES RW	DES CON	Document	Document Year	PA&ED in 18/19	RTL in 18/19	RW Cert in 18/19	CCA in 18/19	Support To Capital %[2]	Total Capital Budget[1]	Total Support Budget[1]	Environmental Support Budget	Design Support Budget	Right of Way Support Budget	Construction Support Budget	Total Capital Expenditures	Total Support Expenditures	Estimated Construction Start Date[3]	Estimated Construction End Date[4]	Estimated Project End Date[5]	PAED Implementing Agency	PSE Implementing Agency	ROW Implementing Agency	CON Implementing Agency
0615000035	SHOPP	KER	099	Pavement Rehabilitation (2R)	0.00	0.80	0.04	4.02	0.00	0.19	0.00	0.18	SHOPP	2016	No	No	No	No	21%	31,620,000	6,750,000	1,250,000	1,800,000	100,000	3,600,000	2,216	1,107,937	02/01/19	09/01/20	09/01/22	Caltrans	Caltrans	Caltrans	Caltrans
0615000037	SHOPP	MAD	099	Pavement Rehabilitation (2R)	0.00	0.42	0.00	3.48	0.00	0.18	0.00	0.24	SHOPP	2016	No	No	No	No	18%	25,902,000	4,571,000	499,000	1,535,000	30,000	2,507,000	0	1,457,749	10/01/18	07/01/20	10/01/22	Caltrans	Caltrans	Caltrans	Caltrans
0615000038	SHOPP	FRE	099	Pavement Rehabilitation (2R)	0.00	1.93	0.06	0.00	0.00	0.19	0.00	0.00	SHOPP	2016	No	Yes	Yes	No	27%	24,111,000	6,417,000	677,000	2,992,000	43,000	2,705,000	0	655,612	06/04/19	08/05/20	08/09/22	Caltrans	Caltrans	Caltrans	Caltrans
0615000040	SHOPP	VAR	005	Upgrade Domestic Water, Wastewater and Irrigation Systems	0.00	0.62	0.02	0.00	0.00	1.09	0.00	0.00	SHOPP	2016	No	Yes	Yes	No	106%	2,805,000	2,960,000	412,000	1,699,000	8,000	841,000	0	337,181	07/01/19	07/01/20	07/01/22	Caltrans	Caltrans	Caltrans	Caltrans
0615000041	SHOPP	KIN	041	Intersection Improvements	0.00	0.01	0.27	1.00	0.00	0.00	0.00	0.04	SHOPP	2016	No	No	No	Yes	135%	1,470,000	1,980,000	600,000	700,000	200,000	480,000	5,460	963,371	07/02/18	04/01/19	08/10/21	Caltrans	Caltrans	Caltrans	Caltrans
0615000043	SHOPP	FRE	033	CONSTRUCT ADA CURB RAMPS AND SIDEWALKS	0.00	2.20	0.73	0.00	0.00	0.08	0.00	0.00	SHOPP	2016	No	No	Yes	No	171%	1,837,000	3,135,000	458,000	1,671,000	652,000	354,000	0	515,106	10/15/19	09/19/20	07/22/22	Caltrans	Caltrans	Caltrans	Caltrans
0615000046	SHOPP	FRE	005	Bridge Replacement at Tumey Gulch	0.42	2.20	0.01	0.00	0.24	2.07	0.00	0.00	SHOPP	2016	Yes	No	No	No	53%	10,977,000	5,836,000	1,132,000	1,900,000	4,000	2,800,000	0	778,956	07/03/20	07/03/23	07/02/25	Caltrans	Caltrans	Caltrans	Caltrans
0615000047	SHOPP	KER	166	Bridge Rehabilitation/Seismic Retrofit	0.81	2.50	0.83	0.00	0.05	1.30	0.00	0.00	SHOPP	2016	Yes	No	No	No	84%	7,430,000	6,250,000	2,400,000	1,650,000	100,000	2,100,000	0	804,496	11/15/21	12/01/22	12/01/24	Caltrans	Caltrans	Caltrans	Caltrans
0615000048	SHOPP	KER	058	Pavement Rehabilitation (2R)	0.00	0.00	0.03	7.58	0.00	0.00	0.00	1.37	SHOPP	2016	No	No	No	No	15%	64,473,000	9,641,000	966,000	1,917,000	76,000	6,682,000	2,210	2,248,579	02/02/18	08/01/19	08/10/20	Caltrans	Caltrans	Caltrans	Caltrans
0615000049	SHOPP	TUL	065	Pavement Rehabilitation (2R)	0.00	0.00	0.00	0.44	0.00	0.00	0.00	0.00	SHOPP	2014	No	No	No	No	46%	4,847,000	2,224,000	488,000	730,000	15,000	991,000	4,014,469	1,041,066	08/24/16	12/04/17	07/01/20	Caltrans	Caltrans	Caltrans	Caltrans
0615000050	SHOPP	KIN	005	Pavement Rehabilitation (2R)	0.00	0.00	0.11	5.00	0.00	0.00	0.00	0.31	SHOPP	2016	No	No	No	No	13%	48,396,000	6,490,000	650,000	1,300,000	140,000	4,400,000	2,500	715,113	03/23/18	07/05/19	01/07/22	Caltrans	Caltrans	Caltrans	Caltrans
0615000051	PARTNERSHIP	KER	099	Construct New Interchange	1.01	0.00	0.00	0.00	0.00	0.00	0.00	0.00	N/A	N/A	No	No	No	No								0	0				McFarland, City of	Caltrans	Caltrans	Caltrans
0615000052	SHOPP	KER	099	Upgrade Irrigation System	0.00	0.48	0.00	0.00	0.00	0.13	0.00	0.00	SHOPP	2016	No	Yes	Yes	No	75%	1,157,000	870,000	182,000	500,000	8,000	180,000	0	79,098	07/01/19	09/01/20	08/02/21	Caltrans	Caltrans	Caltrans	Caltrans
0615000053	SHOPP	KIN	198	Roadside Safety Improvements	0.00	0.90	0.05	1.12	0.00	0.18	0.00	0.22	SHOPP	2016	No	Yes	Yes	No	91%	3,213,000	2,930,000	450,000	1,900,000	80,000	500,000	0	660,499	02/04/19	08/30/19	08/31/21	Caltrans	Caltrans	Caltrans	Caltrans
0615000062	PARTNERSHIP	FRE	041	CONSTRUCT AUXILIARY LANE	5.00	0.00	0.03	0.65	0.00	0.00	0.00	0.17	N/A	N/A	No	No	No	Yes	75%	2,921,000	2,185,000	0	1,480,000	105,000	600,000	240	1,435,572	02/05/18	08/27/18	06/22/20	Caltrans	Caltrans	Caltrans	Caltrans
0615000066	SHOPP	VAR	099	Roadside Safety Improvements.	0.00	0.28	0.00	1.72	0.00	0.10	0.00	0.04	SHOPP	2016	No	No	No	No	54%	3,199,000	1,712,000	242,000	920,000	10,000	540,000	0	826,861	07/11/18	07/15/19	04/01/22	Caltrans	Caltrans	Caltrans	Caltrans
0615000072	SHOPP	MAD	041	Construct Center Line Rumble Strip	0.00	0.00	0.00	0.34	0.00	0.00	0.00	0.01	SHOPP	2014	No	No	No	No	138%	501,000	692,000	0	404,000	10,000	278,000	374,084	400,677	08/11/16	07/13/17	10/01/20	Caltrans	Caltrans	Caltrans	Caltrans
0615000096	SHOPP	KIN	198	Install Signals and Modify Curb Ramps	0.00	0.00	0.07	0.15	0.00	0.00	0.00	0.00	SHOPP	2016	No	No	No	No	105%	1,717,000	1,800,000	350,000	600,000	50,000	800,000	3,392	683,513	07/27/17	03/01/18	09/01/20	Caltrans	Caltrans	Caltrans	Caltrans
0615000116	HIGH SPEED RAIL	VAR	VAR	HIGH SPEED TRAIN SYSTEM - CP 2-3	0.61	2.01	0.29	1.21	0.07	0.62	0.00	0.51	N/A	N/A	No	No	No	No								0	0			02/01/22	California High Speed Rail Authority	California High Speed Rail Authority	California High Speed Rail Authority	California High Speed Rail Authority
0615000119	SHOPP	KIN	VAR	Construct Center Line and Shoulder Rumble Strips	0.00	0.00	0.02	0.46	0.00	0.00	0.00	0.00	SHOPP	2016	No	No	No	No	131%	644,000	845,000	0	475,000	20,000	350,000	0	347,226	01/29/18	08/01/18	04/01/21	Caltrans	Caltrans	Caltrans	Caltrans
0615000126	SHOPP	VAR	VAR	Long-term mitigation monitoring	0.00	0.00	0.00	0.85	0.00	0.00	0.00	0.00	N/A	N/A	No	No	No	No								0	31,346				Caltrans	Caltrans	Caltrans	Caltrans
0615000173	SHOPP	TUL	099	Roadway Rehabilitation	0.00	0.00	0.00	0.01	0.00	0.00	0.00	0.00	SHOPP	2014	No	No	No	No	40%	4,125,000	1,642,000	270,000	670,000	2,000	700,000	3,541,894	1,428,142	07/01/16	04/13/17	10/01/19	Caltrans	Caltrans	Caltrans	Caltrans
0615000175	GEOTECHNICAL BORINGS COMPLIANCE	VAR	VAR	Identify, prioritize and execute a mitigation strategy for boreholes	0.00	0.26	0.00	0.00	0.00	1.41	0.00	0.00	N/A	N/A	No	No	No	No								0	479,237			03/12/30	Caltrans	Caltrans	Caltrans	Caltrans
0615000176	SHOPP	VAR	VAR	Establish Mitigation Banks for Tiger Salamander	0.00	0.41	0.02	0.00	0.00	0.00	0.00	0.00	SHOPP	2016	No	Yes	Yes	No	22%	1,800,000	390,000	60,000	260,000	10,000	60,000	0	46,126	09/01/19	09/01/20	03/01/23	Caltrans	Caltrans	Caltrans	Caltrans
0615000191	SHOPP PA	TUL	VAR	Install Centerline and Shoulder Rumble Strips	1.09	0.00	0.00	0.00	0.00	0.00	0.00	0.00	N/A	N/A	No	No	No	No								0	650	05/26/21	05/30/22	07/01/24	Caltrans	Caltrans	Caltrans	Caltrans
0615000209	SHOPP	FRE	005	PAVEMENT PRESERVATION (CAPM)	0.00	0.57	0.04	3.61	0.00	0.27	0.00	0.15	SHOPP	2016	No	No	No	No	10%	21,020,000	2,013,000	390,000	600,000	11,000	1,012,000	0	557,086	11/15/18	01/31/20	09/30/22	Caltrans	Caltrans	Caltrans	Caltrans
0615000211	SHOPP	KER	058	Pavement Preservation (CAPM)	0.06	1.23	0.16	0.00	0.00	0.08	0.00	0.00	SHOPP	2016	Yes	No	No	No	15%	12,723,000	1,966,000	800,000	435,000	81,000	650,000	0	420,698	11/15/20	09/01/22	09/01/23	Caltrans	Caltrans	Caltrans	Caltrans
0615000212	SHOPP PA	KER	058	Pavement Preservation (CAPM)	1.04	0.00	0.00	0.00	0.01	0.00	0.00	0.00	N/A	N/A	No	No	No	No								0	0	09/01/22	11/01/23	03/01/26	Caltrans	Caltrans	Caltrans	Caltrans
0615000267	PARTNERSHIP	MAD	041	At grade Intersection Improvements	0.00	0.00	0.19	0.06	0.00	0.00	0.00	0.00	N/A	N/A	No	No	No	No								7,380	366,876	08/08/16	07/26/17	07/01/19	Madera County	Madera County	Madera County	Madera County
0615000293	SB1 RMRA	TUL	245	Bridge Replacement	2.50	0.00	0.00	0.00	0.44	0.00	0.00	0.00	SHOPP	2016	No	No	No	No	60%	12,495,000	7,495,000	2,650,000	2,260,000	645,000	1,940,000	0	0	10/05/21	04/13/23	04/15/25	Caltrans	Caltrans	Caltrans	Caltrans
0615000294	SHOPP	VAR	VAR	Upgrade Stormwater Pumping Plants	0.05	1.87	1.26	0.00	0.01	2.50	0.00	0.00	SHOPP	2016	Yes	No	No	No	120%	5,202,000	6,250,000	1,300,000	2,190,000	610,000	2,150,000	0	0	05/11/20	03/31/21	07/31/23	Caltrans	Caltrans	Caltrans	Caltrans
0615000295	SHOPP PA	TUL	099	Bridge Rail Upgrade	1.18	0.00	0.00	0.00	0.00	0.35	0.00	0.00	N/A	N/A	No	No	No	No								0	0	10/15/21	04/28/23	03/01/24	Caltrans	Caltrans	Caltrans	Caltrans
0615000296	SHOPP	FRE	033	Bridge Rehabilitation	1.40	0.00	0.00	0.00	0.00	0.10	0.00	0.00	SHOPP	2016	Yes	No	No	No	144%	2,157,000	3,108,000	1,076,000	893,000	334,000	805,000	0	0	07/01/21	10/01/22	10/01/24	Caltrans	Caltrans	Caltrans	Caltrans
0615000297	SHOPP	VAR	VAR	Upgrade Stormwater Pumping Plants	0.06	1.88	1.41	0.00	0.01	2.50	0.00	0.00	SHOPP	2016	Yes	No	No	No	119%	5,205,000	6,210,000	1,300,000	2,060,000	620,000	2,230,000	0	0	05/11/20	03/31/21	07/31/23	Caltrans	Caltrans	Caltrans	Caltrans
0615000298	SB1 RMRA	FRE	168	Pavement Preservation (CAPM)	1.62	1.13	0.00	0.00	0.12	0.15	0.00	0.00	SHOPP	2016	Yes	No	No	No	77%	5,005,000	3,871,000	1,500,000	1,230,000	1,000	1,140,000	0	0	09/18/20	10/29/21	01/01/24	Caltrans	Caltrans	Caltrans	Caltrans
0615000299	SB1 RMRA	KER	046	Pavement Preservation (CAPM)	0.10	2.28	1.00	0.00	0.00	0.02	0.00	0.00	SHOPP	2016	Yes	No	No	No	77%	4,690,000	3,630,000	1,420,000	950,000	360,000	900,000	0	0	10/29/20	09/30/21	12/01/23	Caltrans	Caltrans	Caltrans	Caltrans
0615000301	SB1 RMRA	KER	005	Pavement Rehabilitation (2R)	0.67	2.00	0.03	0.00	0.00	0.01	0.00	0.00	SHOPP	2016	Yes	No	No	No	19%	21,565,000	4,005,000	880,000	1,200,000	25,000	1,900,000	0	0	04/12/20	07/15/21	11/13/23	Caltrans	Caltrans	Caltrans	Caltrans
0615000310	SHOPP	FRE	041	Deck Overlay and Joint Seals	0.00	1.15	0.05	1.06	0.00	0.45	0.00	0.98	SHOPP	2016	No	Yes	Yes	No	47%	7,341,000	3,458,000	344,000	1,500,000	40,000	1,574,000	0	281,102	02/15/19	07/01/20	07/01/22	Caltrans	Caltrans	Caltrans	Caltrans
0616000001	SB1 RMRA	KER	184	Roadway Rehabilitation (3R)	4.22	0.00	0.00	0.00	0.02	0.00	0.00	0.00	SHOPP	2016	No	No	No	No	72%	19,930,000	14,405,000	4,850,000	3,175,000	2,630,000	3,750,000	0	0	02/01/22	10/02/23	11/03/25	Caltrans	Caltrans	Caltrans	Caltrans
0616000002	SB1 RMRA	KER	204	Pavement Preservation (CAPM)	0.61	0.78	0.15	0.00	0.02	0.01	0.00	0.00	SHOPP	2016	Yes	No	No	No	68%	3,300,000	2,255,000	900,000	740,000	65,000	550,000	0	0	06/15/20	12/15/21	12/10/24	Caltrans	Caltrans	Caltrans	Caltrans
0616000003	SB1 RMRA	MAD	099	Pavement Rehabilitation (CAPM)	0.00	1.72	0.04	0.00	0.00	0.10	0.00	0.00	SHOPP	2016	No	Yes	Yes	No	33%	11,237,000	3,653,000	0	2,236,000	38,000	1,379,000	0	0	07/15/19	01/01/21	01/01/23	Caltrans	Caltrans	Caltrans	Caltrans
0616000004	SB1 RMRA	FRE	099	Roadway Rehabilitation (3R)	0.30	3.49	0.01	0.00	0.01	0.10	0.00	0.00	SHOPP	2016	Yes	No	No	No	17%	86,056,000	14,714,000	1,690,000	2,000,000	24,000	11,000,000	0	0	08/19/20	09/14/23	01/16/25	Caltrans	Caltrans	Caltrans	Caltrans
0616000025	SHOPP	MAD	VAR	Construct Rumble Strips	0.00	0.00	0.01	0.53	0.00	0.00	0.00	0.01	SHOPP	2016	No	No	No	Yes	311%	425,000	1,320,000	0	618,000	20,000	682,000	0	342,776	11/30/17	11/01/18	12/01/21	Caltrans	Caltrans	Caltrans	Caltrans
0616000026	SHOPP	TUL	198	Construct Rumble Strips	0.00	0.00	0.00	0.85	0.00	0.00	0.00	0.03	SHOPP	2016	No	No	No	No	81%	1,637,000	1,329,000	450,000	425,000	24,000	430,000	0	533,610	03/20/18	07/01/19	08/15/21	Caltrans	Caltrans	Caltrans	Caltrans
0616000027	SHOPP	VAR	VAR	Wire Theft Restoration	0.00	2.50	2.65	0.00	0.00	0.46	0.00	0.00	SHOPP	2016	No	No	No	No	58%	15,060,000	8,790,000	1,080,000	3,760,000	2,100,000	1,850,000	0	393,472	04/08/20	08/01/21	12/01/23	Caltrans	Caltrans	Caltrans	Caltrans
0616000028	SHOPP PA	TUL	VAR	Install MVPs, gore paving and fencing, relocate control systems	2.30	0.00	0.00	0.00	0.00	0.00	0.00	0.00	N/A	N/A	No	No	No	No								0	0	02/01/21	07/06/21	12/01/23	Caltrans	Caltrans	Caltrans	Caltrans
0616000029	PARTNERSHIP	TUL	099	Reconstruct Interchange	0.36	4.37	0.40	0.00	0.00	3.12	0.00	0.00	N/A	N/A	Yes	No	No	No								0	833,648	09/29/21	07/01/24	09/01/26	Caltrans	Caltrans	Caltrans	Caltrans
0616000033	SB1 RMRA	KER	184	Roadway Rehabilitation (3R)	2.35	1.31	0.00	0.00	0.03	0.15	0.00	0.00	SHOPP	2016	Yes	No	No	No	66%	7,950,000	5,210,000	2,040,000	1,520,000	50,000	1,600,000	0	0	04/11/21	01/11/22	05/13/24	Caltrans	Caltrans	Caltrans	Caltrans
0616000034	SHOPP PA	FRE	168	Upgrade Irrigation System	0.00	1.20	0.01	0.00	0.00	0.01	0.00	0.00	N/A	N/A	No	No	No	No								0	0	12/02/19	09/01/20	11/01/22	Caltrans	Caltrans	Caltrans	Caltrans
0616000035	SHOPP PA	TUL	099	Sewer, Water and Irrigation Upgrades	1.39	0.21	0.02	0.00	0.83	0.06	0.00	0.00	N/A	N/A	No	No	No	No								0	0	01/01/22	04/01/24	09/01/24	Caltrans	Caltrans	Caltrans	Caltrans
0616000037	SHOPP PA	KIN	198	Roadside Safety Improvements	1.00	0.00	0.00	0.00	0.00	0.00	0.00	0.00	N/A	N/A	No	No	No	No								0	0	02/15/21	10/31/21	03/31/24	Caltrans	Caltrans	Caltrans	Caltrans
0616000074	PARTNERSHIP	TUL	099	Construct Interchange	5.04	0.07	0.00	0.00	0.00	1.44	0.02	0.00	N/A	N/A	Yes	No	No	No								0	730,682	11/01/23	07/01/26	07/10/28	Caltrans	Caltrans	Caltrans	Caltrans
0616000084	SHOPP	KER	065	Install Centerline and Shoulder Rumble Strips	0.00	0.00	0.00	0.45	0.00	0.00	0.00	0.01	SHOPP	2016	No	No	No	Yes	137%	1,570,000	2,150,000	350,000	980,000	20,000	800,000	0	331,806	04/01/18	11/01/18	02/01/21	Caltrans	Caltrans	Caltrans	Caltrans
0616000091	PARTNERSHIP	MAD	041	Intersection Improvements	0.00	0.00	0.00	0.55	0.00	0.00	0.00	0.05	N/A	N/A	No	No	No	Yes								0	136,272	04/15/18	10/01/18	07/01/19	Private	Private	Private	Private
0616000124	SHOPP	KER	184	Intersection Improvements	0.00	2.07	0.92	0.00	0.00	0.06	0.00	0.00	SHOPP	2016	Yes	No	No	No	73%	5,500,000	4,000,000	1,200,000	1,300,000	530,000	970,000	0	358,772	08/01/20	07/15/21	08/15/23	Caltrans	Caltrans	Caltrans	Caltrans
0616000129	SHOPP	KER	VAR	Construct Center Line Rumble Strips	0.00	0.00	0.01	0.21	0.00	0.00	0.00	0.00	SHOPP	2016	No	No	No	No	83%	1,733,000	1,445,000	0	680,000	5,000	760,000	0	481,066	01/26/18	08/01/18	10/01/20	Caltrans	Caltrans	Caltrans	Caltrans
0616000133	SHOPP	VAR	VAR	Remove Diseased and Dead Trees	0.00	0.47	0.00	6.62	0.00	0.01	0.00	0.00	SHOPP	2016	No	No	No	No	30%	15,363,000	4,665,000	1,340,000	945,000	30,000	2,350,000	0	0	09/21/18	10/21/19	10/21/21	Caltrans	Caltrans	Caltrans	Caltrans
0616000134	SHOPP	VAR	VAR	Remove Diseased and Dead Trees	0.00	0.73	0.00	7.00	0.00	0.00	0.00	0.00	SHOPP	2016	No	No	No	No	37%	23,010,000	8,505,000	1,856,000	2,700,000	78,000	3,871,000	0	100,255	06/30/18	05/29/20	12/27/21	Caltrans	Caltrans	Caltrans	Caltrans
0616000136	SHOPP	FRE	168	Construct Center Line Rumble Strips	0.00	0.75	0.00	1.02	0.00	0.15	0.00	0.01	SHOPP	2016	No	Yes	Yes	No	285%	743,000	2,115,000	440,000	1,270,000	1,000	404,000	0	34,503	01/10/19	07/01/19	10/01/21	Caltrans	Caltrans	Caltrans	Caltrans
0616000183	SHOPP	KER	014	Upgrade Facility	0.00	0.15	0.13	0.81	0.00	0.15	0.00	2.20	SHOPP	2016	No	No	No	No	85%	3,277,000	2,780,000	0	1,300,000	230,000	1,250,000	4,400	858,819	09/15/18	10/01/19	10/01/21	Caltrans	Caltrans	Caltrans	Caltrans
0616000194	SHOPP	TUL	190	Replace, reline culverts.	0.40	1.62	0.78	0.00	0.08	0.17	0.00	0.00	SHOPP	2016	Yes	No	No	No	172%	2,720,000	4,680,000	1,760,000	1,900,000	420,000	600,000	1,686	449,817	02/01/21	10/01/21	01/01/23	Caltrans	Caltrans	Caltrans	Caltrans
0616000206	SB1 RMRA	MAD	099	Roadway Rehabilitation	1.86	2.10	0.00	0.00	0.12	0.45	0.00	0.00	SHOPP	2016	No	No	No	No	176%	2,730,000	4,801,000	1,900,000	1,600,000	1,000	1,300,000	0	0	12/28/21	12/28/21	01/02/24	Caltrans	Caltrans	Caltrans	Caltrans
0616000207	SB1 RMRA	MAD	099	Replace 3 Bridges; Br. No. 41-0065 L/R/S.	3.24	0.00	0.02	0.00	1.62	0.61	0.00	0.00	SHOPP	2016	No	No	No	No	58%	24,637,000	14,200,000	4,800,000	3,200,000	100,000	6,100,000	0	0	03/02/22	07/03/23	09/01/25	Caltrans	Caltrans	Caltrans	Caltrans
0616000208	SB1 RMRA	KIN	041	Replace Bridge	2.43	0.00	0.06	0.00	1.09	0.00	0.00	0.00	SHOPP	2016	No	No	No	No	66%	21,494,000	14,100,000	4,600,000	2,700,000	400,000	6,400,000	0	0	05/11/22	09/18/23	11/17/25	Caltrans	Caltrans	Caltrans	Caltrans
0616000209	SHOPP PA	FRE	041	Irrigation Upgrades	0.00	1.15	0.00	0.00	0.00	0.00	0.00	0.00	N/A	N/A	No	No	No	No								0	0	02/28/20	09/15/20	11/15/22	Caltrans	Caltrans	Caltrans	Caltrans
0616000220	SHOPP PA	TUL	099	Upgrade water, wastewater and irrigation systems.	2.52	0.00	0.00	0.00	0.38	0.00	0.00	0.00	N/A	N/A	No	No	No	No								0	0	09/01/22	10/02/23	10/01/25	Caltrans	Caltrans	Caltrans	Caltrans
0616000222	SHOPP	KER	119	Roadway Rehabilitation (3R)	3.30	0.00	0.00	0.00	0.02	0.00	0.00	0.00	N/A	N/A	No	No	No	No	49%	40,700,000	19,800,000	6,400,000	2,500,000	6,300,000	4,600,000	0	0	03/01/24	05/01/25	07/01/27	Caltrans	Caltrans	Caltrans	Caltrans
0616000227	PARTNERSHIP	KER	155	Realign Roadway	0.00	0.23	0.00	0.00	0.00	0.00	0.00	0.00	N/A	N/A	Yes	No	No	No								0	129,415	03/01/19	12/29/19	02/28/22	Various Agencies	Caltrans	Various Agencies	Various Agencies
0616000234	SB1 RMRA	FRE	VAR	Install Fiber Optic System	1.58	1.65	0.04	0.00	0.05	0.16	0.00	0.00	SHOPP	2016	Yes	No	No	No	31%	16,040,000	5,003,000	1,238,000	1,809,000	165,000	1,791,000	0	0	08/16/21	02/01/23	02/01/25	Caltrans	Caltrans	Caltrans	Caltrans
0616000243	SHOPP PA	FRE	168	Pavement Preservation (CAPM) and Culvert Rehabilitation	0.00	0.00	0.00	7.70	0.00	0.00	0.00	0.28	SHOPP	2016	No	No	No	No								7,337	2,246,978	07/02/18	10/04/19	12/03/21	Caltrans	Caltrans	Caltrans	Caltrans
0616000247	REAL PROPERTY SERVICES	VAR	VAR	Generic closeout effort for disposal of excess land.	0.00	0.00	3.35	0.00	0.00	0.00	0.00	0.00	N/A	N/A	No	No	No	No								0	2,180,597				Caltrans	Caltrans	Caltrans	Caltrans
0616000248	REAL PROPERTY SERVICES	VAR	VAR	Generic closeout effort for R/W property management	0.00	0.00	2.30	0.00	0.00	0.00	0.00	0.00	N/A	N/A	No	No	No	No								0	545,268				Caltrans	Caltrans	Caltrans	Caltrans
0617000010	SHOPP PA	KIN	198	Upgrade Irrigation System	0.50	0.00	0.00	0.00	0.00	0.00	0.00	0.00	N/A	N/A	No	No	No	No								0	0	02/01/21	11/05/21	03/01/24	Caltrans	Caltrans	Caltrans	Caltrans
0617000039	SHOPP	KIN	041	Construct Center Line and Shoulder Rumble Strips	0.00	0.03	0.02	1.30	0.00	0.03	0.00	0.19	SHOPP	2016	No	No	No	Yes	47%	2,686,000	1,260,000	0	690,000	20,000	550,000	0	197,419	07/09/18	01/11/19	07/02/21	Caltrans	Caltrans	Caltrans	Caltrans
0617000062	SHOPP	VAR	099	Install Zero Emission Vehicle Charging Stations	0.00	0.12	0.04	2.21	0.00	0.01	0.00	0.17	SHOPP	2016	No	No	No	No	41%	3,046,000	1,250,000	0	600,000	50,000	600,000	0	0	11/15/18	07/01/19	07/01/22	Caltrans	Caltrans	Caltrans	Caltrans
0617000066	SHOPP	VAR	VAR	Repair TMS Elements	0.00	0.00	0.00	0.38	0.00	0.00	0.00	0.00	SHOPP	2016	No	No	No	Yes	64%	1,284,000	820,000	0	638,000	16,000	166,000	0	0	06/18/18	10/01/18	10/01/19	Caltrans	Caltrans	Caltrans	Caltrans
0617000067	SHOPP	VAR	VAR	Upgrade and Repair TMS Elements	0.63	0.70	0.23	0.00	0.01	0.01	0.00	0.00	SHOPP	2016	Yes	No	No	No	131%	3,155,000	4,123,000	1,600,000	1,017,000	450,000	1,056,000	0	0	09/01/20	09/01/21	09/01/22	Caltrans	Caltrans	Caltrans	Caltrans
0617000082	SHOPP	FRE	043	Construct Center Line and Shoulder Rumble Strips	0.00	0.90	0.04	0.51	0.00	0.15	0.00	0.01	SHOPP	2016	No	Yes	Yes	No	170%	1,026,000	1,746,000	0	1,500,000	44,000	202,000	0	0	03/15/19	08/01/19	08/01/20	Caltrans	Caltrans	Caltrans	Caltrans
0617000096	SHOPP PA	VAR	204	ADA Upgrades	4.14	0.00

Attachment 1
COS Fiscal Year 2018-19 Project Workload File

EFIS ID	Project Type	CO	RTE	Work Description	DIST PAED	DIST PSE	DIST RW	DIST CON	DES PAED	DES PSE	DES RW	DES CON	Document	Document Year	PA&ED in 18/19	RTL in 18/19	RW Cert in 18/19	CCA in 18/19	Support To Capital %[2]	Total Capital Budget[1]	Total Support Budget[1]	Environmental Support Budget	Design Support Budget	Right of Way Support Budget	Construction Support Budget	Total Capital Expenditures	Total Support Expenditures	Estimated Construction Start Date[3]	Estimated Construction End Date[4]	Estimated Project End Date[5]	PAED Implementing Agency	PSE Implementing Agency	ROW Implementing Agency	CON Implementing Agency
0618000017	SHOPP PA	KER	178	Repair, replace and clean culverts	1.82	0.00	0.00	0.00	0.00	0.00	0.00	0.00	N/A	N/A	No	No	No	No								0	0	07/01/24	07/01/24	04/01/26	Caltrans	Caltrans	Caltrans	Caltrans
0618000019	SHOPP PA	KER	058	Construct Auxiliary Lane; Replace Bridge	0.00	0.02	0.00	0.47	0.00	0.00	0.00	0.30	N/A	N/A	No	No	No	No								0	0	07/16/18	01/15/20	01/17/22		Bakersfield, City of	Bakersfield, City of	Bakersfield, City of
0618000047	PARTNERSHIP	MAD	041	Intersection Improvements	0.13	1.39	0.00	0.00	0.00	0.00	0.00	0.00	N/A	N/A	Yes	Yes	Yes	No								0	0	01/23/20	02/05/20	06/10/21	Madera County	Madera County	Madera County	Madera County
0618000052	SHOPP PA	FRE	145	Pavement Preservation (CAPM)	2.28	0.00	0.00	0.00	0.05	0.00	0.00	0.00	N/A	N/A	No	No	No	No								0	0				Caltrans			
0618000056	SHOPP PA	KER	043	Pavement Preservation (CAPM)	3.18	0.00	0.00	0.00	0.00	0.00	0.00	0.00	N/A	N/A	No	No	No	No								0	0	02/17/22	05/04/26	06/05/28	Caltrans	Caltrans	Caltrans	Caltrans
0618000057	SHOPP PA	KER	058	Pavement Preservation (CAPM)	2.60	0.00	0.00	0.00	0.06	0.00	0.00	0.00	N/A	N/A	No	No	No	No								0	0				Caltrans			
0618000060	SHOPP PA	KER	166	Pavement Preservation (CAPM)	2.46	0.00	0.00	0.00	0.00	0.00	0.00	0.00	N/A	N/A	No	No	No	No								0	0	02/17/22	05/04/26	06/05/28	Caltrans	Caltrans	Caltrans	Caltrans
0618000061	SHOPP PA	TUL	043	Pavement Preservation (CAPM)	2.28	0.00	0.00	0.00	0.05	0.00	0.00	0.00	N/A	N/A	No	No	No	No								0	0				Caltrans			
0618000063	SHOPP PA	KER	005	Pavement Preservation	5.00	0.00	0.00	0.00	0.80	0.00	0.00	0.00	N/A	N/A	No	No	No	No								0	0	09/01/21	07/25/30	09/01/32	Caltrans	Caltrans	Caltrans	Caltrans
0618000083	SHOPP PA	KER	178	Construct Centerline and Shoulder Rumble Strips	3.29	0.00	0.00	0.00	0.00	0.00	0.00	0.00	N/A	N/A	No	No	No	No								0	0	03/26/21	03/30/22	04/30/24	Caltrans	Caltrans	Caltrans	Caltrans
0618000088	SHOPP	TUL	190	Replacement Planting	0.00	0.57	0.00	0.08	0.00	0.16	0.00	0.00	SHOPP	2016	No	Yes	No	No								0	0	05/03/19	12/01/22	12/01/24			Caltrans	Caltrans
0618000103	REAL PROPERTY SERVICES	VAR	VAR	Closeout effort on deferred relinquishment for closed projects.	0.00	0.00	0.20	0.00	0.00	0.00	0.00	0.00	N/A	N/A	No	No	No	No								0	9,677				Caltrans	Caltrans	Caltrans	Caltrans
0700000002	PARTNERSHIP	VEN	101	RECONSTRUCT SANTA CLARA AVE/RICE AVE INTERCHANGE	0.00	0.00	0.00	0.12	0.00	0.00	0.00	0.00	STIP	2010	No	No	No	No								0	2,859,809	01/27/10	07/01/15	11/30/18	Oxnard, City of	Oxnard, City of	Oxnard, City of	Oxnard, City of
0700000064	REAL PROPERTY SERVICES	LA	110	EXCESS LAND DECERTIFICATION	0.00	0.00	0.58	0.00	0.00	0.00	0.00	0.00	N/A	N/A	No	No	No	No								0	716,872			07/01/24	Caltrans	Caltrans	Caltrans	Caltrans
0700000083	BOND STIP	LA	010	WIDEN FREEWAY & CONSTRUCT HOV LANES (SEGMENT 1)	0.00	0.00	0.58	0.02	0.00	0.00	0.00	0.01	STIP	2014	No	No	No	No	8%	551,082,000	43,613,000	3,542,000	13,015,000	4,612,000	22,444,000	180,847,661	45,204,734	05/18/09	02/04/16	05/06/19	Caltrans	Caltrans	Caltrans	Caltrans
0700000085	STIP	LA	010	WIDEN FREEWAY & CONSTRUCT HIGH OCCUPANCY VEHICLE (HOV) LANES (SEGMENT 2)	0.00	0.00	1.21	7.23	0.00	0.00	0.00	0.57	SHOPP	2012	No	No	No	Yes	27%	369,797,000	99,299,000	846,000	18,469,000	2,338,000	77,646,000	92,250,911	53,456,870	02/27/14	04/29/19	07/12/21	Caltrans	Caltrans	Caltrans	Caltrans
0700000105	PARTNERSHIP	LA	101	REALIGN FREEWAY & RAMPS & CONSTRUCT *INCL=119911 + 1035F1	0.00	0.00	0.00	0.05	0.00	0.00	0.00	0.00	STIP	2004	No	No	No	No	5%	19,285,000	1,044,000	0	0	0	1,044,000	18,917,868	12,255,740	09/07/04	02/04/08	07/02/18	Caltrans	Caltrans	Caltrans	Caltrans
0700000107	BOND CMIA	LA	405	WIDEN FOR HOV LANE	0.00	0.00	0.21	2.62	0.00	0.00	0.00	0.30	STIP	2016	No	No	No	Yes								94,467,703	85,137,466	04/23/09	08/17/18	06/10/21	Los Angeles County Metropolitan Transportation Authority	Caltrans	Los Angeles County Metropolitan Transportation Authority	Los Angeles County Metropolitan Transportation Authority
0700000109	PARTNERSHIP	VEN	101	INTERCHANGE IMPROVEMENTS *LOCALLY FUNDED	0.00	0.00	0.01	0.04	0.00	0.00	0.00	0.01	N/A	N/A	No	No	No	No								0	1,835,646	01/09/12	03/30/18	07/17/20	Thousand Oaks, City of	Thousand Oaks, City of	Thousand Oaks, City of	Thousand Oaks, City of
0700000117	STIP	LA	005	WIDEN FREEWAY & CONSTRUCT HOV LANES (SEGMENT 4)	0.00	0.00	0.38	4.58	0.00	0.00	0.00	2.28	STIP	2008	No	No	No	No	38%	147,980,000	56,490,000	1,356,000	15,708,000	3,209,000	36,217,000	62,478,734	48,401,343	12/06/10	10/29/19	01/12/22	Caltrans	Caltrans	Caltrans	Caltrans
0700000133	STIP	LA	138	WIDEN ROAD FROM 2 TO 4 LANES *SPLIT=127201	0.00	0.00	0.27	0.01	0.00	0.00	0.00	0.00	STIP	2010	No	No	No	No	20%	59,860,000	12,205,000	1,003,000	3,659,000	3,191,000	4,352,000	15,385,679	9,770,285	01/05/12	02/21/14	07/30/18	Caltrans	Caltrans	Caltrans	Caltrans
0700000142	SHOPP	LA	047	REPLACE STEEL BRIDGE WITH CAST-IN-PLACE REINFORCED CONCRETE BRIDGE	0.00	0.00	2.44	13.64	0.00	0.00	0.00	3.60	SHOPP	2010	No	No	No	No	6%	704,240,000	43,970,000	7,150,000	14,390,000	4,843,000	17,587,000	8,616,711	60,882,964	07/13/11	12/31/20	03/03/23	Caltrans	Caltrans	Caltrans	Caltrans
0700000146	STIP	LA	001	CONSTRUCT R/R GRADE SEP & UNDRCSSG *FOR OVERSIGHT ONLY	0.00	0.00	0.00	0.06	0.00	0.00	0.00	0.00	N/A	N/A	No	No	No	No								0	0	02/13/03	10/06/04	07/03/18	Caltrans	Alameda Transportation Corridor Agency	Alameda Transportation Corridor Agency	Alameda Transportation Corridor Agency
0700000148	STIP	LA	001	WIDEN AND REALIGN ROADWAY	0.00	0.00	0.03	0.04	0.00	0.00	0.00	0.00	N/A	N/A	No	No	No	No								16,205,058	8,386,359	07/12/05	08/31/10	07/20/18	Los Angeles County Metropolitan Transportation Authority	Los Angeles County Metropolitan Transportation Authority	Los Angeles County Metropolitan Transportation Authority	Caltrans
0700000157	STIP	LA	005	CONSTRUCT HOV LANES AND CONNECTORS	0.00	0.00	0.15	0.05	0.00	0.00	0.00	0.02	STIP	2016	No	No	No	No	9%	400,260,000	35,071,000	722,000	9,394,000	250,000	24,705,000	142,460,514	41,157,952	05/01/08	08/20/15	12/31/21	Caltrans	Caltrans	Caltrans	Caltrans
0700000158	PARTNERSHIP	LA	014	MODIFY INTERCHANGE *OVERSIGHT ONLY	0.00	0.00	0.01	0.09	0.00	0.00	0.00	0.01	N/A	N/A	No	No	No	No								0	1,429,690	10/06/11	06/19/15	07/31/19	Lancaster, City of	Lancaster, City of	Lancaster, City of	Lancaster, City of
0700000169	STIP	LA	105	WIDEN OFF RAMP	0.00	0.00	0.32	0.00	0.00	0.00	0.00	0.00	STIP	2006	No	No	No	No	2%	11,468,000	280,000	0	0	0	280,000	13,878,658	7,468,344	07/10/08	05/28/10	03/30/21	Caltrans	Caltrans	Caltrans	Caltrans
0700000171	STIP	LA	005	MODIFY INTERCHANGE	0.00	0.00	0.02	0.00	0.00	0.00	0.00	0.00	STIP	2008	No	No	No	No	8%	111,616,000	9,322,000	359,000	4,847,000	1,145,000	2,971,000	24,894,718	9,086,808	11/02/10	04/15/14	07/15/19	Caltrans	Caltrans	Caltrans	Caltrans
0700000182	SHOPP	LA	710	REQUIRED LANDSCAPE MITIGATION RELATED TO THE LONG LIFE PAVEMENT PROJECT	0.00	0.00	0.00	0.77	0.00	0.00	0.00	0.00	SHOPP	2012	No	No	No	No	46%	1,729,000	800,000	0	400,000	0	400,000	1,479,994	1,195,746	07/02/15	08/05/19	01/18/23	Caltrans	Caltrans	Caltrans	Caltrans
0700000189	PARTNERSHIP	LA	126	INTERCHANGE IMPROVEMENTS *OVERSIGHT*	0.00	0.00	0.00	0.14	0.00	0.00	0.00	0.00	N/A	N/A	No	No	No	No								0	2,663,687	08/15/13	11/03/17	02/11/20	Los Angeles County	Los Angeles County	Los Angeles County	Los Angeles County
0700000191	PARTNERSHIP	LA	710	710 NORTH STUDY	0.00	3.10	0.08	0.00	0.00	0.01	0.00	0.00	N/A	N/A	No	No	No	No								0	15,888,962	12/30/20	10/10/23	07/15/25	Los Angeles County Metropolitan Transportation Authority	Los Angeles County Metropolitan Transportation Authority	Los Angeles County Metropolitan Transportation Authority	Los Angeles County Metropolitan Transportation Authority
0700000198	PARTNERSHIP	LA	005	IMPRV IC AND OC *OVERSIGHT	0.00	0.00	0.13	0.08	0.00	0.00	0.00	0.00	N/A	N/A	No	No	No	No								0	2,625,602	05/03/07	04/04/13	12/28/18	Los Angeles County Metropolitan Transportation Authority	Caltrans	Los Angeles County Metropolitan Transportation Authority	Los Angeles County Metropolitan Transportation Authority
0700000201	BOND TCIF	VEN	101	INTERCHANGE IMPROVEMENTS	0.00	0.00	0.13	1.37	0.00	0.00	0.00	0.19	STIP	2016	No	No	No	Yes								0	13,180,261	12/12/13	07/09/18	10/29/21	Thousand Oaks, City of	Thousand Oaks, City of	Thousand Oaks, City of	Caltrans
0700000202	PARTNERSHIP	VEN	034	WIDEN FROM 2 TO 4 LANES *OVERSIGHT	0.00	0.00	0.04	0.14	0.00	0.00	0.00	0.01	N/A	N/A	No	No	No	No								0	1,427,956	01/06/09	10/27/11	04/03/19	Ventura County	Ventura County	Ventura County	Ventura County
0700000288	SHOPP	LA	005	RESTORE ROADWAY ALIGNMENT	0.00	0.00	0.00	0.06	0.00	0.00	0.00	0.00	SHOPP	2008	No	No	No	No	23%	23,040,000	5,300,000	2,500,000	36,000	0	2,764,000	11,588,452	6,013,651	09/15/09	03/20/14	07/06/18	Caltrans	Caltrans	Caltrans	Caltrans
0700000339	STIP	LA	005	WIDEN AND REALIGN FREEWAY, RECONSTRUCTION OF CARMENITA BRIDGE	0.00	0.00	0.79	1.38	0.00	0.00	0.00	0.17	STIP	2010	No	No	No	Yes	23%	299,534,000	67,563,000	3,100,000	28,907,000	19,356,000	16,200,000	329,017,649	71,990,711	09/13/11	07/09/18	12/20/21	Caltrans	Caltrans	Caltrans	Caltrans
0700000352	HIGH SPEED RAIL	LA	005	HIGH-SPEED RAIL FROM PALMDALE TO BURBANK	1.59	0.00	0.00	0.00	0.36	0.00	0.00	0.00	N/A	N/A	No	No	No	No								0	465,656	04/28/23	12/30/22	12/30/24	California High Speed Rail Authority	California High Speed Rail Authority	California High Speed Rail Authority	California High Speed Rail Authority
0700000357	PARTNERSHIP	LA	060	CONSTRUCT INTERCHANGE *OVERSIGHT PROJECT	0.00	0.00	0.17	2.94	0.00	0.00	0.00	0.38	N/A	N/A	No	No	No	No								1,207,047	4,276,242	01/09/17	03/02/20	09/27/22	Industry, City of	Caltrans	Industry, City of	Industry, City of
0700000378	SHOPP	VEN	001	STRUCTURE (SEAWALL) RESTORATION	0.00	0.00	0.01	0.01	0.00	0.00	0.00	0.00	SHOPP	2010	No	No	No	No	25%	27,867,000	6,891,000	0	2,134,000	129,000	4,628,000	13,746,461	5,300,715	04/22/13	12/30/14	07/29/22	Caltrans	Caltrans	Caltrans	Caltrans
0700000388	PARTNERSHIP	LA	210	CONSTRUCTION OF SOUNDWALL (PACKAGE 10)	0.00	0.79	0.07	0.99	0.00	0.46	0.00	0.29	N/A	N/A	No	No	Yes	Yes	No								418,353	9,181,435	05/01/19	10/30/20	07/14/27	Los Angeles County Metropolitan Transportation Authority	Caltrans	Caltrans	Los Angeles County Metropolitan Transportation Authority
0700000390	SHOPP	LA	005	WIDEN ROADWAY AND BRIDGES FOR HOV & TRUCK LANES	0.00	0.00	0.00	0.00	0.00	0.00	0.00	0.00	SHOPP	2010	No	No	No	No	27%	100,408,000	27,274,000	0	12,308,000	10,000	14,956,000	46,423,797	16,759,773	03/15/12	04/21/15	07/15/19	Caltrans	Caltrans	Caltrans	Caltrans
0700000391	PARTNERSHIP	LA	005	CONSTRUCT HIGH OCCUPANCY VEHICLE LANES (HOV) AND TRUCK LANES	0.00	4.32	0.17	0.25	0.00	0.51	0.00	0.40	N/A	N/A	No	Yes	Yes	No								13,324	11,623,639	05/13/19	03/19/21	10/11/24	Los Angeles County Metropolitan Transportation Authority	Los Angeles County Metropolitan Transportation Authority	Los Angeles County Metropolitan Transportation Authority	Los Angeles County Metropolitan Transportation Authority
0700000393	PARTNERSHIP	LA	405	MODIFY INTERCHANGE	0.00	0.00	0.00	0.07	0.00	0.00	0.00	0.06	N/A	N/A	No	No	No	Yes								0	1,919,704	07/26/10	07/18/18	12/15/20	Carson, City of	Carson, City of	Carson, City of	Carson, City of
0700000394	PARTNERSHIP	LA	405	INTERCHANGE IMPROVEMENTS	0.00	0.00	0.00	0.11	0.00	0.00	0.00	0.01	N/A	N/A	No	No	No	Yes								0	2,024,473	05/13/14	07/11/18	02/09/21	Carson, City of	Carson, City of	Carson, City of	Carson, City of
0700000402	PARTNERSHIP	LA	005	WIDEN HYPERION OVERCROSSING *OVERSIGHT; 100% BY LA CITY	0.00	1.26	0.01	0.00	0.00	0.36	0.00	0.00	N/A	N/A	No	No	No	Yes								0	624,980	05/22/20	02/16/24	04/30/26	Los Angeles, City of	Los Angeles, City of	Los Angeles, City of	Los Angeles, City of
0700000408	SHOPP	LA	138	RECONSTRUCT INTERSECTION	0.00	0.00	0.00	0.17	0.00	0.00	0.00	0.00	SHOPP	2006	No	No	No	No	21%	19,961,000	4,212,000	4,132,000	0	0	80,000	8,882,201	6,908,667	01/28/08	08/19/10	01/31/19	Caltrans	Caltrans	Caltrans	Caltrans
0700000412	SHOPP	LA	105	GROUNDWATER PIPING *FCO ONLY	0.49	0.59	0.00	0.00	0.11	0.35	0.00	0.00	SHOPP	2002	No	No	No	No								0	897,533	04/30/30	09/17/43	09/24/43	Los Angeles, City of	Los Angeles, City of	Los Angeles, City of	Los Angeles, City of
0700000413	PARTNERSHIP	LA	014	MODIFY INTERCHANGE *OVERSIGHT	0.00	0.00	0.00	0.81	0.00	0.00	0.00	0.00	N/A	N/A	No	No	No	No								0	1,276,352	04/02/15	03/01/18	11/21/23	Santa Clarita, City of	Santa Clarita, City of	Santa Clarita, City of	Santa Clarita, City of
0700000415	SHOPP	LA	405	CONSTRUCT AUXILIARY LANE	0.00	0.00	0.00	0.16	0.00	0.00	0.00	0.01	SHOPP	2008	No	No	No	No	31%	43,148,000	13,500,000	742,000	6,015,000	424,000	6,319,000	23,211,200	14,253,876	06/09/11	05/12/15	09/14/20	Caltrans	Caltrans	Caltrans	Caltrans
0700000419	PARTNERSHIP	LA	101	IMPROVE INTERCHANGE *OVERSIGHT	0.00	0.00	0.06	0.53	0.00	0.00	0.00	0.18	N/A	N/A	No	No	No	Yes								0	2,717,587	04/16/15	09/19/18	11/03/20	Calabasas, City of	Calabasas, City of	Calabasas, City of	Calabasas, City of
0700000431	SHOPP	LA	010	INTERCHANGE IMPROVEMENTS, CONSTRUCT DIRECTIONAL CONNECTOR	0.00	0.00	0.32	0.29	0.00	0.00	0.00	0.04	SHOPP	2010	No	No	No	No	9%	138,480,000	12,760,000	1,430,000	5,060,000	1,210,000	5,060,000	68,582,219	9,852,876	04/19/12	10/20/16	04/29/19	Caltrans	Caltrans	Caltrans	Caltrans
0700000443	PARTNERSHIP	LA	710	I-710 SOUTH EXPANSION *OVERSIGHT	3.74	0.01	0.00	0.00	3.45	0.00	0.00	0.00	N/A	N/A	Yes	No	No	No								0	16,454,285	12/22/26	03/16/28	11/27/30	Los Angeles County Metropolitan Transportation Authority	Caltrans	Caltrans	Caltrans
0700000448	PARTNERSHIP	LA	101	STRUCTURE REPLACEMENT *100% LOCAL FUNDS; OVERSIGHT EFFORT	0.00	0.00	0.01	4.60	0.00	0.00	0.00	2.40	N/A	N/A	No	No	No	No								0	4,818,036	09/14/16	07/02/19	08/24/21	Los Angeles, City of	Los Angeles, City of	Los Angeles, City of	Los Angeles, City of
0700000457	SHOPP	LA	213	REPLACE/REPAIR DAMAGED STORM DRAIN CULVERTS.	0.50	1.01	0.46	0.00	0.03	0.25	0.00	0.00	SHOPP	2016	Yes	No	No	No	112%	1,922,000	2,160,000	402,000	1,207,000	128,000	423,000	8,125	16,118	10/30/20	07/14/21	10/18/23	Caltrans	Caltrans	Caltrans	Caltrans
0700000465	PARTNERSHIP	LA	060	CONTRUCT ON-RAMPS *PHASE 1 *OVERSIGHT	0.00	0.00	0.26	0.63	0.00	0.00	0.00	0.14	N/A	N/A	No	No	No	Yes								6,079,327	3,174,544	01/25/16	08/09/18	11/05/20	Industry, City of	Caltrans	Industry, City of	Caltrans

Attachment 1
COS Fiscal Year 2018-19 Project Workload File

EFIS ID	Project Type	CO	RTE	Work Description	DIST PAED	DIST PSE	DIST RW	DIST CON	DES PAED	DES PSE	DES RW	DES CON	Document	Document Year	PA&ED in 18/19	RTL in 18/19	RW Cert in 18/19	CCA in 18/19	Support To Capital %[2]	Total Capital Budget[1]	Total Support Budget[1]	Environmental Support Budget	Design Support Budget	Right of Way Support Budget	Construction Support Budget	Total Capital Expenditures	Total Support Expenditures	Estimated Construction Start Date[3]	Estimated Construction End Date[4]	Estimated Project End Date[5]	PAED Implementing Agency	PSE Implementing Agency	ROW Implementing Agency	CON Implementing Agency
0700000476	PARTNERSHIP	LA	101	LINDERO CANYON ROAD WIDENING (PHASE 1) * LOCALLY FUNDED	0.00	0.00	0.03	0.04	0.00	0.00	0.00	0.01	N/A	N/A	No	No	No	No								0	1,270,357	08/01/13	04/30/18	09/30/20	Westlake Village, City of	Westlake Village, City of	Westlake Village, City of	Westlake Village, City of
0700000486	PARTNERSHIP	LA	405	CONSTRUCTION OF SOUNDWALL	0.00	0.00	0.00	0.01	0.00	0.00	0.00	0.00	N/A	N/A	No	No	No	No								155,321	2,157,060	10/19/11	05/30/15	08/22/18	Caltrans	Caltrans	Caltrans	Los Angeles County Metropolitan Transportation Authority
0700000489	BOND TCIF	LA	110	WIDENING OF RAMPS AND CONNECTOR *OVERSIGHT	0.00	0.00	0.10	0.32	0.00	0.00	0.00	0.01	STIP	2014	No	No	No	No								13,047,649	3,719,111	11/03/13	12/19/17	10/15/19	Port of Long Beach	Port of Long Beach	Port of Long Beach	Port of Long Beach
0700000490	BOND CMIA	VEN	101	WIDEN ROADWAY FOR HOV LANE	0.00	0.00	0.03	0.11	0.00	0.00	0.00	0.02	STIP	2010	No	No	No	No	25%	133,966,000	33,190,000	5,070,000	12,179,000	641,000	15,300,000	62,087,380	30,412,217	01/18/12	06/27/17	09/30/19	Caltrans	Caltrans	Caltrans	Caltrans
0700000494	PARTNERSHIP	LA	110	REPLACE INTERCHANGE & INTERSECTIONS *OVERSIGHT	0.00	0.00	0.11	0.02	0.00	0.00	0.00	0.03	STIP	2012	No	No	No	Yes								0	3,892,745	12/30/13	07/11/18	02/09/21	Port of Long Beach	Port of Long Beach	Port of Long Beach	Port of Long Beach
0700000503	PARTNERSHIP	LA	101	WIDEN FREEWAY AND RAMPS	0.02	0.64	0.00	0.20	0.00	0.10	0.00	0.15	N/A	N/A	Yes	Yes	Yes	No								0	153,504	03/15/19	07/17/20	07/12/24	Private	Private	Private	Private
0700000506	SHOPP	LA	005	INSTALL PLANTS FOR EROSION & STORMWATER SOURCE CONTROL	0.00	0.00	0.00	0.17	0.00	0.00	0.00	0.00	SHOPP	2012	No	No	No	Yes	49%	2,840,000	1,385,000	75,000	390,000	0	920,000	1,300,739	1,177,234	01/09/14	09/04/18	06/08/21	Caltrans	Caltrans	Caltrans	Caltrans
0700000514	PARTNERSHIP	LA	010	HIGH OCCUPANCY TOLL LANES	0.00	0.03	0.00	0.35	0.00	0.00	0.00	0.04	STIP	2010	No	No	No	Yes								20,760,674	6,245,699	01/17/11	11/21/18	02/19/21	Los Angeles County Metropolitan Transportation Authority	Los Angeles County Metropolitan Transportation Authority	Los Angeles County Metropolitan Transportation Authority	Los Angeles County Metropolitan Transportation Authority
0700000516	SHOPP	LA	018	REPLACE BRIDGE DECK AND RAIL	0.00	0.00	0.00	0.10	0.00	0.00	0.00	0.06	SHOPP	2012	No	No	No	No	29%	6,718,000	1,945,000	0	675,000	70,000	1,200,000	3,275,268	3,207,411	01/22/15	10/18/17	10/18/19	Caltrans	Caltrans	Caltrans	Caltrans
0700000519	SHOPP	LA	001	CONSTRUCT SHOULDERS & UPGRADE GUARDRAILS	0.00	0.56	0.14	0.12	0.00	0.33	0.00	0.03	SHOPP	2016	No	No	No	No	73%	7,925,000	5,763,000	744,000	2,954,000	970,000	1,095,000	68,400	2,928,813	06/06/19	05/19/21	12/20/23	Caltrans	Caltrans	Caltrans	Caltrans
0700000520	SHOPP	LA	001	SEISMC RETROFIT (BRIDGE 53-0064)	0.00	0.00	0.00	0.00	0.00	0.00	0.00	0.00	N/A	N/A	No	No	No	No								4,257	3,210,526	12/30/22	12/29/23	05/14/26	Alameda Transportation Corridor Agency	Alameda Transportation Corridor Agency	Alameda Transportation Corridor Agency	Alameda Transportation Corridor Agency
0700000522	SHOPP	LA	103	BRIDGE PRESERVATION - PAINT STEEL PORTION OF STRUCTURE	0.00	0.00	0.00	0.51	0.00	0.00	0.00	0.00	SHOPP	2012	No	No	No	No	34%	11,700,000	4,020,000	0	1,320,000	60,000	2,640,000	3,358,016	1,885,063	11/20/14	05/25/16	08/23/21	Caltrans	Caltrans	Caltrans	Caltrans
0700000523	SHOPP	LA	090	PLACE CONCRETE BARRIERS	0.00	0.00	0.00	0.04	0.00	0.00	0.00	0.00	SHOPP	2010	No	No	No	No	151%	1,066,000	1,612,000	0	470,000	50,000	1,092,000	913,042	1,072,337	07/20/12	07/16/13	07/18/18	Caltrans	Caltrans	Caltrans	Caltrans
0700000525	SHOPP	LA	110	GSRD'S OR OTHER TRATMNT BMP'S TO RE	0.00	2.61	0.15	0.03	0.00	0.48	0.00	0.01	SHOPP	2016	No	Yes	Yes	No	54%	9,965,000	5,333,000	1,883,000	1,250,000	300,000	1,900,000	0	319,709	06/25/19	12/24/21	01/18/28	Caltrans	Caltrans	Caltrans	Caltrans
0700000537	PARTNERSHIP	LA	110	CONSTRUCT AN HOV CONNECTOR	1.07	1.33	0.03	0.00	0.01	0.07	0.00	0.00	N/A	N/A	No	No	No	No								0	4,533,481	12/22/21	01/20/23	07/05/28	Caltrans	Caltrans	Caltrans	Caltrans
0700000539	SHOPP	LA	405	BRIDGE REHABILITATION	0.00	0.00	0.00	0.00	0.00	0.00	0.00	0.00	SHOPP	2012	No	No	No	No	85%	6,204,000	5,300,000	0	1,600,000	100,000	3,600,000	2,922,411	3,947,578	10/22/13	03/30/16	07/30/18	Caltrans	Caltrans	Caltrans	Caltrans
0700000552	SHOPP	LA	101	STORM WATER MITIGATION BEST MANAGEMENT PRACTICES	0.00	0.00	0.08	5.49	0.00	0.00	0.00	1.08	SHOPP	2014	No	No	No	No	26%	55,969,000	14,403,000	350,000	10,001,000	500,000	3,552,000	2,859,292	3,875,086	01/09/17	08/01/19	12/31/21	Caltrans	Caltrans	Caltrans	Caltrans
0700000553	PARTNERSHIP	VEN	118	ROADWAY WIDENING * LOCALLY FUNDED	0.00	0.35	0.03	0.26	0.00	0.15	0.00	0.00	N/A	N/A	No	No	Yes	No								0	580,914	12/31/18	03/30/20	03/30/22	Moorpark, City of	Moorpark, City of	Moorpark, City of	Moorpark, City of
0700001829	TCRP	LA	005	WIDEN FREEWAY FOR HOV LANES & PAVEMENT REHABILITATION (SEGMENT 1)	0.00	0.00	0.48	0.48	0.00	0.00	0.00	0.08	STIP	2016	No	No	No	No	16%	351,686,000	57,911,000	2,486,000	26,213,000	6,158,000	23,054,000	169,712,667	56,772,423	05/06/10	07/25/16	10/02/18	Caltrans	Caltrans	Caltrans	Caltrans
0700001831	TCRP	LA	005	WIDEN AND REALIGN FREEWAY (SEGMENT 1)	0.00	0.00	1.58	0.08	0.00	0.00	0.00	0.02	STIP	2016	No	No	No	No	14%	163,469,000	22,725,000	1,386,000	7,685,000	1,644,000	12,010,000	76,789,279	27,043,904	12/21/11	05/19/16	07/02/20	Caltrans	Caltrans	Caltrans	Caltrans
0700001833	TCRP	LA	005	WIDEN AND REALIGN FREEWAY (SEGMENT 3)	0.00	0.00	0.87	3.34	0.00	0.00	0.00	0.86	STIP	2012	No	No	No	Yes	24%	292,430,000	70,190,000	3,646,000	15,716,000	5,666,000	45,162,000	115,331,845	51,511,292	09/18/12	03/29/19	11/30/22	Caltrans	Caltrans	Caltrans	Caltrans
0700001834	TCRP	LA	005	WIDEN AND REALIGN FREEWAY (SEGMENT 4)	0.00	0.00	1.07	4.82	0.00	0.00	0.00	1.50	STIP	2012	No	No	No	No	14%	574,645,000	80,332,000	4,797,000	17,493,000	9,152,000	48,890,000	201,659,976	62,862,627	09/18/12	08/20/19	06/01/22	Caltrans	Caltrans	Caltrans	Caltrans
0700001835	TCRP	LA	005	WIDEN AND REALIGN FREEWAY (SEGMENT 5)	0.00	0.00	0.67	6.26	0.00	0.00	0.00	4.65	STIP	2014	No	No	No	No	15%	494,464,000	76,064,000	2,089,000	14,784,000	5,137,000	54,054,000	85,163,643	40,399,903	05/13/14	03/13/20	10/30/23	Caltrans	Caltrans	Caltrans	Caltrans
0700001837	PARTNERSHIP	LA	170	CONSTRUCTION OF SOUND WALLS (PACKAGE 11) *OVERSIGHT	0.00	0.00	0.03	3.68	0.00	0.00	0.00	0.92	N/A	N/A	No	No	No	No								0	1,743,587	01/12/18	07/15/22	04/09/26	Los Angeles County Metropolitan Transportation Authority	Los Angeles County Metropolitan Transportation Authority	Los Angeles County Metropolitan Transportation Authority	Los Angeles County Metropolitan Transportation Authority
0700001840	PARTNERSHIP	LA	101	MODIFY INTERCHANGE *OVERSIGHT	0.00	0.00	0.08	1.52	0.00	0.00	0.00	0.49	N/A	N/A	No	No	No	No								2,102	1,442,153	04/30/18	03/12/20	06/09/22	Agoura Hills, City of	Agoura Hills, City of	Agoura Hills, City of	Agoura Hills, City of
0700001841	SHOPP	LA	091	REPAIR BRIDGE CRACKS AND OVERLAY	0.00	0.00	0.00	0.00	0.00	0.00	0.00	0.00	SHOPP	2010	No	No	No	No	30%	4,874,000	1,440,000	0	700,000	10,000	730,000	2,456,027	1,121,379	02/22/12	05/06/13	07/11/18	Caltrans	Caltrans	Caltrans	Caltrans
0700001891	SHOPP	LA	405	BRIDGE PRESERVATION - PAINT STEEL STRUCTURE	0.00	0.00	0.01	1.13	0.00	0.00	0.00	0.08	SHOPP	2014	No	No	No	Yes	26%	16,557,000	4,250,000	0	1,500,000	350,000	2,400,000	4,557,054	1,808,868	11/18/15	10/01/18	09/30/22	Caltrans	Caltrans	Caltrans	Caltrans
0700020002	PARTNERSHIP	LA	405	LIGHT RAIL TRANSIT (CRENSHAW/LAX LINE ENCROACHMENT)	0.00	0.00	0.01	1.18	0.00	0.00	0.00	1.22	N/A	N/A	No	No	No	No								0	882,390	09/30/15	02/28/18	05/29/20	Los Angeles County Metropolitan Transportation Authority	Los Angeles County Metropolitan Transportation Authority	Los Angeles County Metropolitan Transportation Authority	Los Angeles County Metropolitan Transportation Authority
0700020042	SHOPP	LA	103	CLEAN AND PAINT STEEL BRIDGE STRUCTURE	0.00	0.00	0.09	0.26	0.00	0.00	0.00	0.76	SHOPP	2014	No	No	No	Yes	32%	10,199,000	3,284,000	0	800,000	800,000	1,684,000	3,013,569	2,238,774	05/02/16	06/19/19	05/12/21	Caltrans	Caltrans	Caltrans	Caltrans
0700020046	PARTNERSHIP	LA	001	BRIDGE REPLACEMENT/RAMP MODIFICATION	0.07	0.82	0.01	0.00	0.01	0.73	0.00	0.00	N/A	N/A	Yes	Yes	No	No								0	1,295,220	05/29/20	07/29/22	10/15/24	Private	Private	Private	Private
0700020048	PARTNERSHIP	LA	010	CONSTRUCT NEW BUSWAY STATION	0.00	0.00	0.00	2.06	0.00	0.00	0.00	1.01	N/A	N/A	No	No	No	No								0	2,334,075	03/24/14	07/02/19	07/01/20	Los Angeles County Metropolitan Transportation Authority	Los Angeles County Metropolitan Transportation Authority	Los Angeles County Metropolitan Transportation Authority	Los Angeles County Metropolitan Transportation Authority
0700020076	PARTNERSHIP	LA	001	ROADWAY WIDENING	0.00	0.00	0.05	0.89	0.00	0.01	0.00	0.59	N/A	N/A	No	No	No	No								0	1,904,117	07/24/18	08/05/20	10/06/22	Manhattan Beach, City of	Manhattan Beach, City of	Manhattan Beach, City of	Manhattan Beach, City of
0700020113	HIGH SPEED RAIL	LA	VAR	HIGH SPEED RAIL	1.86	0.00	0.00	0.00	0.28	0.00	0.00	0.00	N/A	N/A	No	No	No	No								0	0	12/15/27	11/05/30	06/01/32	California High Speed Rail Authority	California High Speed Rail Authority	California High Speed Rail Authority	California High Speed Rail Authority
0700020131	HIGH SPEED RAIL	LA	014	HIGH SPEED RAIL	1.87	0.00	0.00	0.00	0.08	0.00	0.00	0.00	N/A	N/A	No	No	No	No								0	0	12/14/23	12/30/22	10/08/24	California High Speed Rail Authority	California High Speed Rail Authority	California High Speed Rail Authority	California High Speed Rail Authority
0700020194	SHOPP	LA	605	TREAT BRIDGE DECKS AND REPLACE SLAB	0.00	0.00	0.00	0.00	0.00	0.00	0.00	0.00	SHOPP	2010	No	No	No	No	14%	4,856,000	680,000	0	250,000	0	430,000	2,297,235	960,127	12/21/11	12/31/13	07/11/18	Caltrans	Caltrans	Caltrans	Caltrans
0700020196	SHOPP	LA	010	INSTALL SAND FILTERS & INFILTRATION DEVICES FOR WATER QUALITY	0.00	0.00	0.00	0.06	0.00	0.00	0.00	0.00	SHOPP	2012	No	No	No	No	46%	4,438,000	2,059,000	109,000	640,000	10,000	1,300,000	2,026,806	1,535,434	03/19/14	12/22/16	05/16/19	Caltrans	Caltrans	Caltrans	Caltrans
0700020201	BOND CMIA	LA	005	WIDEN FREEWAY FOR HOV LANES & PAVEMENT REHABILITATION (SEGMENT 2)	0.00	0.00	0.53	0.64	0.00	0.00	0.00	0.36	SHOPP	2008	No	No	No	No	45%	143,948,000	64,826,000	714,000	11,534,000	4,350,000	48,228,000	66,364,635	35,143,190	10/14/10	12/15/15	03/25/20	Caltrans	Caltrans	Caltrans	Caltrans
0700020238	SHOPP	LA	110	STRUCTURE REHABILITATION	0.00	0.00	0.00	0.17	0.00	0.00	0.00	0.11	SHOPP	2012	No	No	No	No	129%	3,622,000	4,668,000	0	1,750,000	60,000	2,858,000	584,166	2,008,115	07/11/14	03/26/15	09/25/19	Caltrans	Caltrans	Caltrans	Caltrans
0700020412	SHOPP	LA	134	INSTALL MBGR	0.00	0.00	0.00	0.05	0.00	0.00	0.00	0.00	SHOPP	2010	No	No	No	No	70%	4,894,000	3,410,000	0	1,000,000	10,000	2,400,000	3,612,344	2,249,995	03/20/13	10/29/14	07/17/18	Caltrans	Caltrans	Caltrans	Caltrans
0700020800	TCRP	LA	071	UPGRADE FROM EXPRESSWAY TO FREEWAY	0.00	18.00	7.54	0.00	0.00	10.55	0.00	0.00	STIP	2016	No	No	No	No								0	7,960,348	03/20/20	07/14/23	07/18/29	Caltrans	Caltrans	Caltrans	Caltrans
0700020823	PARTNERSHIP	LA	010	BRIDGE WIDENING *OVERSIGHT	0.00	0.59	0.19	0.00	0.00	0.16	0.00	0.00	N/A	N/A	No	No	Yes	No								0	514,058	08/18/20	06/19/23	10/15/25	Los Angeles, City of	Los Angeles, City of	Los Angeles, City of	Los Angeles, City of
0700020838	SHOPP	LA	134	BRIDGE RAIL REPLACEMENT	0.00	0.00	0.00	0.03	0.00	0.00	0.00	0.00	SHOPP	2010	No	No	No	No	67%	5,506,000	3,716,000	0	1,200,000	34,000	2,482,000	2,847,311	1,906,713	10/17/12	12/19/14	07/17/18	Caltrans	Caltrans	Caltrans	Caltrans
0700020869	SHOPP	LA	710	LONG-LIFE PAVEMENT RECONSTRUCTION & WIDEN BRIDGES	0.00	0.00	0.06	2.82	0.00	0.00	0.00	1.08	SHOPP	2010	No	No	No	Yes	11%	280,796,000	31,200,000	5,500,000	14,700,000	200,000	10,800,000	108,939,265	59,297,673	04/27/12	08/28/18	10/28/20	Caltrans	Caltrans	Caltrans	Caltrans
0700020870	SHOPP	LA	710	LONG LIFE PAVEMENT & WIDEN BRIDGES	0.00	0.00	0.38	12.09	0.00	0.00	0.01	5.65	SHOPP	2016	No	No	No	No	23%	302,769,000	70,023,000	500,000	31,398,000	5,125,000	33,000,000	10,470,800	21,007,159	03/27/18	07/21/21	02/14/25	Caltrans	Caltrans	Caltrans	Caltrans
0700020871	STIP	LA	005	INSTALL IRRIGATION SYSTEMS & PLANT VINES FOR GRAFFITI ABATEMENT	0.00	0.00	0.00	0.14	0.00	0.00	0.00	0.00	STIP	2012	No	No	No	Yes	61%	878,000	538,000	0	138,000	0	400,000	791,955	652,874	04/17/14	12/30/18	02/03/21	Caltrans	Caltrans	Caltrans	Caltrans
0700020899	SHOPP	LA	101	INSTALL CONCRETE BARRIER, FLASHING BEACON & SAFETY LIGHTING	0.00	0.00	0.00	0.76	0.00	0.00	0.00	0.14	SHOPP	2014	No	No	No	Yes	48%	7,328,000	3,510,000	100,000	1,700,000	10,000	1,700,000	2,467,029	2,609,305	01/12/16	08/30/18	07/01/20	Caltrans	Caltrans	Caltrans	Caltrans
0700020900	SHOPP	LA	001	CONSTRUCT STORM WATER TREATMENT BEST MANAGEMENT PRACTICES	0.00	0.00	0.36	2.80	0.00	0.00	0.00	0.24	SHOPP	2016	No	No	No	No	45%	21,962,000	9,899,000	0	3,605,000	600,000	5,694,000	5,320	3,585,975	08/30/18	08/12/20	12/21/22	Caltrans	Caltrans	Caltrans	Caltrans
0700020919	SHOPP	LA	110	REPAIR SLOPE EROSIONS	0.00	0.00	0.00	0.00	0.00	0.00	0.00	0.00	SHOPP	2010	No	No	No	No	224%	720,000	1,610,000	30,000	430,000	0	1,150,000	313,236	813,778	12/27/12	12/20/13	07/02/18	Caltrans	Caltrans	Caltrans	Caltrans
0700020923	SHOPP	LA	091	IMPLEMENT STORM WATER MITIGATION BEST MANAGEMENT PRACTICES	0.00	0.00	0.02	7.28	0.00	0.00	0.00	3.51	SHOPP	2016	No	No	No	No	52%	31,108,000	16,161,000	0	6,101,000	60,000	10,000,000	0	5,341,132	02/28/18	07/25/19	11/02/23	Caltrans	Caltrans	Caltrans	Caltrans
0700020927	SHOPP	LA	134	INSTALL PLANTS FOR EROSION & STORMWATER SOURCE CONTROL	0.00	0.00	0.00	0.25	0.00	0.00	0.00	0.00	SHOPP	2012	No	No	No	Yes	56%	3,137,000	1,745,000	140,000	800,000	5,000	800,000	966,020	800,664	12/31/14	02/28/19	10/28/20	Caltrans	Caltrans	Caltrans	Caltrans
0700020928	SHOPP	LA	101	INSTALL SAFETY LIGHT & MBGR BARRIER	0.00	0.00	0.00	0.24	0.00	0.00	0.00	0.02	SHOPP	2014	No	No	No	No	45%	4,583,000	2,080,000	0	1,000,000	80,000	1,000,000	1,602,482	1,336,152	01/19/16	05/19/17	12/19/19	Caltrans	Caltrans	Caltrans	Caltrans
0700020935	SHOPP	LA	405	INSTALL CONCRETE BARRIERS & METAL BEAM GUARD RAILINGS	0.00	0.00	0.11	0.08	0.00	0.00	0.00	0.02	SHOPP	2014	No	No	No	Yes	46%	9,118,000	4,168,000	0	1,800,000	100,000	2,268,000	2,303,191	2,156,552	02/29/16	07/31/18	01/20/21	Caltrans	Caltrans	Caltrans	Caltrans
0700020957	SHOPP	LA	210	ROADWAY REHABILITATION	0.00	0.00	0.00	0.58	0.00	0.00	0.00	0.12	SHOPP	2012	No	No	No	No	12%	90,448,000	11,050,000	0	4,400,000	0	6,650,000	42,605,502	10,592,161	11/06/13	03/24/17	08/30/21	Caltrans	Caltrans	Caltrans	Caltrans
0700021023	SHOPP	LA	060	STORM WATER SOURCE CONTROL	0.00	0.00	0.01	0.64	0.00	0.00	0.00	0.00	SHOPP	2014	No	No	No	No	26%	5,083,000	1,337,000	77,000	360,000	5,000	895,000	948,677	1,219,063	09/28/16	10/30/20	12/30/22	Caltrans	Caltrans	Caltrans	Caltrans
0700021024	SHOPP	LA	060	TARGET POLLUTANTS (STORM WATER MITI	0.70	4.50	0.04	0.00	0.04	0.08	0.00	0.00	SHOPP	2016	Yes	No	No	No	54%	6,826,000	3,687,000	1,990,000	547,000	50,000	1,100,000	0	108,583	09/30/20	07/15/22	09/30/24	Caltrans	Caltrans	Caltrans	Caltrans
0700021033	SHOPP	LA	210	STORM WATER SOURCE CONTROL	0.00	0.00	0.00	0.21	0.00	0.00	0.00	0.00	SHOPP	2012	No	No	No	Yes	49%	3,668,000	1,785,000	140,000	800,000	5,000	840,000	1,570,179	1,427,995	01/29/15	08/16/18	04/08/20	Caltrans	Caltrans	Caltrans	Caltrans
0700021080	SHOPP	LA	710	GERALD DESMOND BRIDGE REPLACEMENT	0.00	0.00	0.00	7.00	0.00	0.00	0.00	6.68	STIP	2014	No	No	Yes	No								351,367,487	45,280,433	10/08/12	06/29/21	05/05/21	Long Beach, City of	Long Beach, City of	Long Beach, City of	Long Beach, City of
0700021082	SHOPP	VEN	101	PAVEMENT REHABILITATION	0.00	0.00	0.00	0.29	0.00	0.00	0.00	0.01	SHOPP	2014	No	No	No	No	24%	15,023,000	3,619,000	240,000	1,123,000	10,000	2,246,000	3,320,335	1,584,527	04/04/16	03/01/18	05/28/20	Caltrans	Caltrans	Caltrans	Caltrans
0700021105	SHOPP	LA	405	REHABILITATE COMMERCIAL VEHICLE ENFORCEMENT FACILITY (TRUCK WEIGH STATION)	0.00	0.00	0.00	0.11	0.00	0.00	0.00	0.03	SHOPP	2012	No	No	No	No	31%	9,755,000	3,064,000	70,000	1,944,000	10,000	1,040,000	5,049,680	3,847,307	11/24/14	06/30/17	08/19/19	Caltrans	Caltrans	Caltrans	Caltrans
0700021113	SHOPP	LA	710	STORMWATER SOURCE CONTROL	0.00	0.00	0.00	0.32	0.00	0.00	0.00	0.03	SHOPP	2014	No	No	No	No	26%	6,850,000	1,755,000	70,000	540,000	5,000	1,140,000	2,024,494	1,642,118	08/15/16	05/03/21	07/12/23	Caltrans	Caltrans	Caltrans	Caltrans

Attachment 1
COS Fiscal Year 2018-19 Project Workload File

EFIS ID	Project Type	CO	RTE	Work Description	DIST PAED	DIST PSE	DIST RW	DIST CON	DES PAED	DES PSE	DES RW	DES CON	Document	Document Year	PA&ED in 18/19	RTL in 18/19	RW Cert in 18/19	CCA in 18/19	Support To Capital %[2]	Total Capital Budget[1]	Total Support Budget[1]	Environmental Support Budget	Design Support Budget	Right of Way Support Budget	Construction Support Budget	Total Capital Expenditures	Total Support Expenditures	Estimated Construction Start Date[3]	Estimated Construction End Date[4]	Estimated Project End Date[5]	PAED Implementing Agency	PSE Implementing Agency	ROW Implementing Agency	CON Implementing Agency
0700021119	STIP	LA	005	WIDEN & REALIGN FREEWAY FOR HOV LANES; REALIGN METROLINK RAILROAD TRACKS	0.00	0.00	0.16	5.06	0.00	0.00	0.04	5.03	STIP	2012	No	No	No	No	22%	644,763,000	141,241,000	3,223,000	52,240,000	6,860,000	78,918,000	173,368,007	82,457,016	12/20/12	07/14/22	10/14/24	Caltrans	Caltrans	Caltrans	Caltrans
0700021122	PARTNERSHIP	LA	710	REPLACE BRIDGE *O/S	0.00	1.01	0.02	0.00	0.00	0.03	0.00	0.00	N/A	N/A	No	No	No	No								0	878,426	09/09/27	11/06/31	04/11/34	Long Beach, City of	Long Beach, City of	Long Beach, City of	Long Beach, City of
0700021123	SHOPP	LA	405	RECONSTRUCT ABANDONED TRUCK WEIGHT STATION	0.00	0.00	0.04	1.91	0.00	0.00	0.00	1.91	SHOPP	2016	No	No	No	No	90%	4,892,000	4,390,000	210,000	3,540,000	40,000	600,000	15,848	2,694,993	12/28/18	07/30/19	10/15/21	Caltrans	Caltrans	Caltrans	Caltrans
0700021124	REAL PROPERTY SERVICES	LA	002	FED LAND PERFECTION OF TITLE USFS	0.01	0.00	0.41	0.00	0.00	0.00	0.00	0.00	N/A	N/A	No	No	No	No								0	9,307			07/01/24	Caltrans	Caltrans	Caltrans	Caltrans
0700021166	SHOPP	LA	005	BRIDGE REHABILITATION - PAINT BRIDGE	0.00	0.00	0.01	1.19	0.00	0.00	0.00	0.38	SHOPP	2014	No	No	No	No	6%	40,023,000	2,250,000	50,000	1,000,000	200,000	1,000,000	16,719,579	3,324,800	07/31/15	07/31/19	09/27/21	Caltrans	Caltrans	Caltrans	Caltrans
0700021180	STIP	LA	014	LAMONT ODETT VISTA POINT TRANSPORTATION ENHANCEMENT	0.00	0.00	0.02	0.06	0.00	0.00	0.00	0.00	STIP	2012	No	No	No	No	97%	787,000	764,000	0	331,000	0	433,000	522,666	1,045,067	05/13/14	06/29/17	03/09/20	Caltrans	Caltrans	Caltrans	Caltrans
0700021251	TCRP	VEN	101	OFF-RAMP MODIFICATION *TCRP #47; RESOLUTION TA-01-06 PAED ONLY	0.04	0.01	0.00	0.02	0.00	0.00	0.00	0.00	STIP	2010	No	No	No	No								120,000	924,572				Ventura, City of	Ventura, City of	Ventura, City of	Ventura, City of
0700021272	SHOPP	LA	005	ROADWAY REHABILITATION	0.00	0.00	0.00	15.00	0.00	0.00	0.00	1.88	SHOPP	2016	No	No	No	No	8%	299,329,000	23,997,000	0	5,660,000	61,000	18,276,000	15,625	7,365,768	05/19/17	07/17/19	12/15/23	Caltrans	Caltrans	Caltrans	Caltrans
0712000007	SHOPP	LA	170	INSTALL PLANTS, IRRIGATION SYSTEM & SLOPE PAVING FOR EROSION & STORMWATER SOURCE CONTROL	0.00	0.00	0.00	0.18	0.00	0.00	0.00	0.00	SHOPP	2012	No	No	No	No	31%	1,943,000	600,000	0	0	0	600,000	1,853,960	1,110,125	01/10/13	03/30/17	04/28/20	Caltrans	Caltrans	Caltrans	Caltrans
0712000008	SHOPP	LA	057	INSTALL SIGNAL, LIGHTING AND MODIFYING EXISTING ELECTRICAL SYSTEM	0.00	0.00	0.44	1.85	0.00	0.00	0.00	0.07	SHOPP	2016	No	No	No	Yes	65%	5,414,000	3,500,000	200,000	1,500,000	450,000	1,350,000	21,611	1,770,948	05/15/18	01/30/19	07/23/21	Caltrans	Caltrans	Caltrans	Caltrans
0712000016	SHOPP	LA	405	INSTALL CONCRETE BARRIERS & UPGRADE METAL BEAM GUARD RAILINGS	0.00	0.00	0.01	0.34	0.00	0.00	0.00	0.08	SHOPP	2014	No	No	No	No	27%	25,998,000	6,960,000	0	3,400,000	160,000	3,400,000	5,717,809	3,744,396	04/13/16	09/02/20	04/10/26	Caltrans	Caltrans	Caltrans	Caltrans
0712000030	SHOPP	LA	091	INSTALL CONCRETE BARRIERS & RECONSTRUCT METAL BEAM GUARD RAILINGS	0.00	0.00	0.05	0.27	0.00	0.00	0.00	0.02	SHOPP	2014	No	No	No	Yes	24%	19,983,000	4,850,000	0	1,600,000	50,000	3,200,000	5,962,835	3,246,550	12/30/15	07/06/18	07/11/24	Caltrans	Caltrans	Caltrans	Caltrans
0712000034	SHOPP	VEN	101	UPGRADE ADA RAMPS & ACCESSIBILITY	0.00	0.00	0.01	0.21	0.00	0.00	0.00	0.02	SHOPP	2016	No	No	No	Yes	205%	804,000	1,652,000	102,000	850,000	30,000	670,000	0	934,648	08/09/17	07/31/18	10/21/20	Caltrans	Caltrans	Caltrans	Caltrans
0712000035	PARTNERSHIP	LA	138	CONSTRUCTION OF FREEWAY/EXPRESSWAY *MEASURE R COMBINE=26000+11672	0.00	0.00	0.09	0.00	0.00	0.00	0.00	0.00	N/A	N/A	No	No	No	No								175,946	47,817,711	10/29/30	10/28/32	04/30/41	Caltrans	Caltrans	Caltrans	Caltrans
0712000036	SHOPP	LA	118	INSTALL PLANTS FOR EROSION & STORMWATER SOURCE CONTROL	0.00	0.00	0.00	0.08	0.00	0.00	0.00	0.00	SHOPP	2012	No	No	No	No	50%	3,603,000	1,800,000	70,000	480,000	50,000	1,200,000	1,461,666	1,412,686	01/11/13	07/31/17	11/20/19	Caltrans	Caltrans	Caltrans	Caltrans
0712000064	SHOPP	LA	001	REPLACE ENTIRE CRIB WALL SYSTEM *EMERGENCY DIRECTOR'S ORDER	0.00	0.00	0.06	0.01	0.00	0.00	0.00	0.00	SHOPP	2012	No	No	No	No	44%	5,396,000	2,400,000	50,000	400,000	50,000	1,900,000	1,004,018	1,812,066	02/21/14	04/17/17	08/01/19	Caltrans	Caltrans	Caltrans	Caltrans
0712000068	SHOPP	VAR	101	INSTALL/MODIFY ADA RAMPS & CONSTRUCT SIDEWALKS	0.00	0.00	0.30	2.32	0.00	0.00	0.00	0.35	SHOPP	2016	No	No	No	Yes	222%	1,947,000	4,320,000	616,000	2,495,000	276,000	933,000	0	2,590,625	12/18/17	07/13/18	08/20/21	Caltrans	Caltrans	Caltrans	Caltrans
0712000074	SHOPP	LA	405	PAVEMENT REHABILITATION	0.00	0.00	0.02	0.54	0.00	0.00	0.00	0.00	SHOPP	2010	No	No	No	No	16%	62,734,000	10,020,000	0	1,000,000	20,000	9,000,000	31,018,202	4,512,407	07/30/13	08/04/16	10/04/18	Caltrans	Caltrans	Caltrans	Caltrans
0712000075	SHOPP	LA	001	UPGRADE PEDESTRIAN FACILITIES	0.00	0.00	0.14	1.25	0.00	0.00	0.00	0.08	SHOPP	2014	No	No	No	Yes	66%	5,300,000	3,500,000	1,000,000	1,500,000	0	1,000,000	1,371,949	3,160,911	12/09/16	11/09/18	01/08/21	Caltrans	Caltrans	Caltrans	Caltrans
0712000076	SHOPP	LA	047	BRIDGE SEISMIC RESTORATION	0.00	0.00	0.00	1.10	0.00	0.00	0.00	0.96	SHOPP	2014	No	No	No	No	39%	46,256,000	18,010,000	0	8,000,000	10,000	10,000,000	3,807,085	3,246,356	05/18/16	08/16/21	11/01/23	Caltrans	Caltrans	Caltrans	Caltrans
0712000077	SHOPP	LA	014	AMERICANS WITH DISABILITIES (ADA) INFRASTRUCTURE	0.00	0.00	0.17	0.70	0.00	0.00	0.00	0.18	SHOPP	2016	No	No	No	Yes	183%	2,138,000	3,916,000	200,000	2,270,000	136,000	1,310,000	0	2,237,567	03/15/18	11/30/18	12/01/20	Caltrans	Caltrans	Caltrans	Caltrans
0712000083	SHOPP	VEN	033	SUB-SCOUR MIT AND RAILING UPGRADE	0.00	1.76	0.25	0.00	0.00	0.30	0.00	0.00	SHOPP	2016	No	Yes	Yes	No	192%	3,100,000	5,942,000	2,020,000	2,422,000	600,000	900,000	4,694	1,898,128	09/06/19	04/15/21	07/17/23	Caltrans	Caltrans	Caltrans	Caltrans
0712000094	SHOPP	LA	001	BRIDGE REPLACEMENT	0.00	4.17	1.31	0.00	0.00	0.37	0.00	0.00	SHOPP	2016	No	Yes	Yes	No	111%	9,530,000	10,590,000	2,737,000	4,428,000	2,174,000	1,251,000	16,988	2,722,323	01/15/20	04/20/21	03/22/23	Caltrans	Caltrans	Caltrans	Caltrans
0712000095	SHOPP	LA	091	UPGRADE BRIDGE RAILINGS	0.00	0.00	0.00	0.40	0.00	0.02	0.00	0.14	SHOPP	2016	No	No	No	No	66%	2,915,000	1,917,000	73,000	1,175,000	24,000	645,000	2,501	961,450	08/30/18	08/28/20	12/22/22	Caltrans	Caltrans	Caltrans	Caltrans
0712000096	SHOPP	LA	134	BRIDGE SEISMIC RETROFIT AND BRIDGE RAIL UPGRADE	0.00	0.83	0.02	0.00	0.00	0.42	0.00	0.00	SHOPP	2016	No	Yes	Yes	No	69%	5,360,000	3,723,000	0	2,967,000	126,000	630,000	0	0	12/27/19	04/20/21	07/21/23	Caltrans	Caltrans	Caltrans	Caltrans
0712000100	SHOPP	VEN	101	STORM WATER MITIGATION FOR CALLEGUAS CREEK TRIBUTARY	0.00	0.00	0.03	0.12	0.00	0.00	0.00	0.01	SHOPP	2014	No	No	No	Yes	46%	17,561,000	8,154,000	475,000	4,000,000	179,000	3,500,000	1,725,964	2,170,502	09/16/15	07/05/18	08/01/22	Caltrans	Caltrans	Caltrans	Caltrans
0712000102	SHOPP	LA	005	STORM WATER MITIGATION, CONSTRUCT GROSS SOLIDS REMOVAL DEVICES	0.00	0.00	0.00	0.82	0.00	0.00	0.00	0.03	SHOPP	2014	No	No	No	No	38%	17,151,000	6,508,000	897,000	2,620,000	121,000	2,870,000	4,373,757	4,279,690	01/28/16	12/02/19	07/29/22	Caltrans	Caltrans	Caltrans	Caltrans
0712000104	SHOPP	LA	010	STORM WATER MITIGATION (TRASH TMDL)	0.54	6.20	0.17	0.00	0.18	0.40	0.00	0.00	SHOPP	2016	Yes	No	No	No	51%	24,480,000	12,383,000	3,000,000	3,305,000	578,000	5,500,000	0	465,233	08/24/20	02/24/22	07/01/24	Caltrans	Caltrans	Caltrans	Caltrans
0712000107	SHOPP	LA	101	MAINTENANCE SAFETY IMPROVEMENTS	0.00	0.00	0.00	0.12	0.00	0.00	0.00	0.00	SHOPP	2014	No	No	No	Yes	43%	3,757,000	1,623,000	146,000	742,000	1,000	734,000	1,369,596	1,102,166	10/15/15	07/02/18	09/15/20	Caltrans	Caltrans	Caltrans	Caltrans
0712000108	SHOPP	LA	002	MAINTENANCE SAFETY IMPROVEMENTS	0.00	0.00	0.00	0.17	0.00	0.00	0.00	0.00	SHOPP	2014	No	No	No	Yes	56%	4,245,000	2,395,000	200,000	1,000,000	5,000	1,190,000	1,542,252	1,576,462	10/20/15	07/02/18	10/12/20	Caltrans	Caltrans	Caltrans	Caltrans
0712000109	SHOPP	LA	005	WIDENING OFF-RAMP AND BRIDGE	0.00	0.00	0.07	1.96	0.00	0.00	0.00	1.10	SHOPP	2016	No	No	No	No	78%	7,166,000	5,579,000	1,100,000	2,128,000	74,000	2,277,000	9,179	3,244,946	05/15/18	02/13/20	04/17/22	Caltrans	Caltrans	Caltrans	Caltrans
0712000151	SHOPP	LA	005	INSTALL PLANTS FOR EROSION & STORMWATER SOURCE CONTROL	0.00	0.00	0.00	0.35	0.00	0.00	0.00	0.00	SHOPP	2012	No	No	No	Yes	47%	5,647,000	2,656,000	100,000	681,000	75,000	1,800,000	2,373,609	1,343,974	12/09/13	09/24/18	12/24/20	Caltrans	Caltrans	Caltrans	Caltrans
0712000152	SHOPP	LA	210	INSTALL PLANTS & IRRIGATION SYSTEMS FOR EROSION AND STORMWATER SOURCE CONTROL	0.00	0.00	0.00	0.12	0.00	0.00	0.00	0.00	SHOPP	2012	No	No	No	No	48%	3,951,000	1,900,000	96,000	554,000	50,000	1,200,000	1,694,852	971,046	10/15/13	09/08/17	06/05/20	Caltrans	Caltrans	Caltrans	Caltrans
0712000165	SHOPP	LA	002	REGRADE SLOPE AND CONSTRUCT DEBRIS WALL *EMERGENCY DIRECTOR'S ORDER	0.00	0.00	0.00	0.01	0.00	0.00	0.00	0.00	SHOPP	2012	No	No	No	No	72%	3,109,000	2,240,000	20,000	450,000	20,000	1,750,000	1,176,311	884,662	11/25/13	01/15/15	07/17/18	Caltrans	Caltrans	Caltrans	Caltrans
0712000194	PARTNERSHIP	LA	060	CONSTRUCT LIGHT RAIL TRANSIT	0.71	0.82	0.00	0.00	0.02	1.13	0.00	0.00	N/A	N/A	No	No	No	No								0	219,773	05/21/26	06/30/22	04/30/26	Los Angeles County Metropolitan Transportation Authority	Los Angeles County Metropolitan Transportation Authority	Los Angeles County Metropolitan Transportation Authority	Los Angeles County Metropolitan Transportation Authority
0712000204	SHOPP	LA	001	ROADWAY & SLOPE SOIL STABILIZATION	0.00	0.00	0.02	0.03	0.00	0.00	0.00	0.00	SHOPP	2010	No	No	No	No	18%	25,981,000	4,582,000	11,000	1,827,000	690,000	2,054,000	9,834,972	4,044,753	01/10/13	03/15/17	08/30/19	Caltrans	Caltrans	Caltrans	Caltrans
0712000216	SHOPP	LA	005	CONSTRUCT MEDIAN BARRIER	0.00	0.00	0.00	0.67	0.00	0.00	0.00	0.05	SHOPP	2014	No	No	No	Yes	37%	6,327,000	2,350,000	0	1,000,000	50,000	1,300,000	2,228,432	2,135,449	01/12/16	07/09/18	09/29/20	Caltrans	Caltrans	Caltrans	Caltrans
0712000369	PARTNERSHIP	LA	101	Interchange Improvement	1.19	0.00	0.00	0.00	0.05	0.00	0.00	0.00	N/A	N/A	No	No	No	No								0	0	12/31/20	07/12/23	07/18/25	Private	Private	Private	Private
0713000002	SHOPP	LA	005	CAPITAL PREVENTIVE MAINTENANCE, ROADWAY REHABILITATION	0.00	0.00	0.00	0.02	0.00	0.00	0.00	0.00	SHOPP	2012	No	No	No	No	21%	24,173,000	5,100,000	1,080,000	2,160,000	60,000	1,800,000	10,487,658	2,028,585	07/08/14	11/03/16	10/30/19	Caltrans	Caltrans	Caltrans	Caltrans
0713000007	STIP	LA	010	WIDEN FREEWAY, CONSTRUCT HIGH OCCUPANCY VEHICLE (HOV) LANES & ROADWAY REHABILITATION (SEGMENT 3)	0.00	0.00	0.72	7.74	0.00	0.00	0.00	5.52	STIP	2016	No	No	No	No	21%	536,323,000	114,580,000	643,000	43,949,000	4,709,000	65,279,000	78,344,891	53,073,167	12/08/15	12/03/21	04/03/24	Caltrans	Caltrans	Caltrans	Caltrans
0713000013	SHOPP	LA	101	CAPITAL PREVENTIVE MAINTENANCE, ROADWAY REHABILITATION	0.00	0.00	0.03	0.25	0.00	0.00	0.00	0.00	SHOPP	2012	No	No	No	Yes	13%	62,615,000	8,320,000	550,000	1,320,000	0	6,450,000	52,237,475	7,189,294	12/10/14	07/09/18	01/12/21	Caltrans	Caltrans	Caltrans	Caltrans
0713000014	SHOPP	LA	101	PAVEMENT REHABILITATION	0.00	0.00	0.00	0.26	0.00	0.00	0.00	0.01	SHOPP	2012	No	No	No	No	17%	42,001,000	7,189,000	212,000	3,200,000	17,000	3,760,000	19,915,279	4,687,630	08/04/14	05/10/17	05/31/19	Caltrans	Caltrans	Caltrans	Caltrans
0713000016	SHOPP	LA	005	ROADSIDE SAFETY IMPROVEMENTS	0.00	0.16	0.02	1.12	0.00	0.00	0.00	0.10	SHOPP	2014	No	No	No	Yes	125%	2,053,000	2,563,000	400,000	1,667,000	30,000	466,000	0	958,696	08/17/18	08/17/20	01/10/23	Caltrans	Caltrans	Caltrans	Caltrans
0713000018	SHOPP	VEN	101	ROADSIDE SAFETY IMPROVEMENTS	0.00	0.04	0.03	1.38	0.00	0.07	0.00	0.17	SHOPP	2016	No	No	No	No	105%	1,931,000	2,029,000	115,000	1,439,000	30,000	445,000	0	1,088,118	09/06/18	10/29/20	07/20/23	Caltrans	Caltrans	Caltrans	Caltrans
0713000019	SHOPP	LA	210	ROADSIDE SAFETY IMPROVEMENTS	0.00	0.00	0.02	1.15	0.00	0.00	0.00	0.01	SHOPP	2016	No	No	No	No	78%	2,910,000	2,277,000	73,000	972,000	57,000	1,175,000	0	1,073,526	12/18/17	02/06/23	09/09/25	Caltrans	Caltrans	Caltrans	Caltrans
0713000024	SHOPP	LA	005	PAVEMENT REHABILITATION	0.00	0.00	0.00	0.00	0.00	0.00	0.00	0.00	SHOPP	2012	No	No	No	No	18%	53,363,000	9,590,000	520,000	3,200,000	800,000	5,070,000	26,192,737	5,399,243	07/31/14	12/30/16	12/05/17	Caltrans	Caltrans	Caltrans	Caltrans
0713000025	SHOPP	LA	605	PAVEMENT PRESERVATION - SLAB REPLACEMENT & GRINDING	0.00	0.00	0.22	2.85	0.00	0.00	0.00	0.09	SHOPP	2012	No	No	No	No	37%	25,354,000	9,463,000	165,000	2,800,000	498,000	6,000,000	20,794,949	5,750,720	07/11/14	03/30/18	11/07/19	Caltrans	Caltrans	Caltrans	Caltrans
0713000029	SHOPP	LA	091	ENHANCE HIGHWAY WORKER SAFETY BY MISCELLANEOUS PAVING, RELOCATING IRRIGATION, AND OTHER MEASURES	0.00	0.00	0.03	1.12	0.00	0.00	0.00	0.02	SHOPP	2016	No	No	No	No	101%	3,305,000	3,353,000	73,000	1,648,000	97,000	1,535,000	0	971,225	11/17/17	11/27/19	08/28/24	Caltrans	Caltrans	Caltrans	Caltrans
0713000030	SHOPP	LA	405	ROADWAY SAFETY IMPROVEMENT	0.00	0.07	0.00	1.79	0.00	0.04	0.00	0.17	SHOPP	2016	No	No	No	No	114%	2,130,000	2,430,000	370,000	1,555,000	30,000	475,000	0	1,002,236	09/17/18	07/06/20	11/07/23	Caltrans	Caltrans	Caltrans	Caltrans
0713000031	SHOPP	LA	005	ROADWAY SAFETY IMPROVEMENT	0.00	0.00	0.02	0.99	0.00	0.00	0.00	0.09	SHOPP	2016	No	No	No	No	36%	11,498,000	4,136,000	135,000	2,118,000	54,000	1,829,000	0	2,072,263	02/26/18	07/18/22	09/18/24	Caltrans	Caltrans	Caltrans	Caltrans
0713000032	PARTNERSHIP	LA	138	WIDEN AND RE-STRIPE STATE HIGHWAY *O/S	0.20	0.62	0.74	0.00	0.02	0.03	0.00	0.00	N/A	N/A	No	Yes	Yes	No								0	1,234,372	09/27/19	09/29/21	09/26/24	Palmdale, City of	Palmdale, City of	Palmdale, City of	Palmdale, City of
0713000033	SHOPP	LA	110	ROADSIDE SAFETY IMPROVEMENTS	0.00	0.00	0.02	0.94	0.00	0.00	0.00	0.03	SHOPP	2016	No	No	No	No	68%	2,381,000	1,612,000	49,000	903,000	60,000	600,000	0	885,397	11/17/17	12/09/19	10/11/22	Caltrans	Caltrans	Caltrans	Caltrans
0713000034	SHOPP	LA	010	ROADWAY SAFETY IMPROVEMENT	0.00	0.00	0.00	1.37	0.00	0.00	0.00	0.02	SHOPP	2016	No	No	No	No	100%	1,647,000	1,644,000	54,000	985,000	5,000	600,000	0	860,318	09/12/17	10/01/18	12/01/20	Caltrans	Caltrans	Caltrans	Caltrans
0713000035	SHOPP	LA	405	ROADWAY SAFETY IMPROVEMENT	0.00	0.06	0.01	1.87	0.00	0.07	0.00	0.09	SHOPP	2016	No	No	No	No	108%	2,165,000	2,338,000	420,000	1,490,000	50,000	378,000	0	1,055,854	07/31/18	10/08/20	10/27/22	Caltrans	Caltrans	Caltrans	Caltrans
0713000037	SHOPP	LA	060	ROADSIDE SAFETY IMPROVEMENTS	0.00	0.00	0.00	1.73	0.00	0.00	0.00	0.56	SHOPP	2016	No	No	No	No	60%	5,165,000	3,078,000	113,000	1,780,000	5,000	1,180,000	0	1,723,877	02/26/18	08/30/19	11/01/21	Caltrans	Caltrans	Caltrans	Caltrans
0713000046	SHOPP	LA	005	CONSTRUCT STORM WATER MITIGATION DEVICES	0.00	0.00	0.00	0.09	0.00	0.00	0.00	0.00	SHOPP	2012	No	No	No	No	38%	35,452,000	13,378,000	225,000	6,844,000	85,000	6,224,000	16,461,158	6,488,293	01/29/15	07/21/17	10/31/19	Caltrans	Caltrans	Caltrans	Caltrans
0713000057	SHOPP	LA	010	STRUCTURE REHABILITATION (PAINT AND INSTALL CATWALK)	0.00	0.00	0.06	3.73	0.00	0.00	0.00	3.64	SHOPP	2016	No	No	No	No	13%	127,896,000	17,152,000	0	3,024,000	1,200,000	12,928,000	641,193	2,266,023	03/15/18	07/01/22	07/01/24	Caltrans	Caltrans	Caltrans	Caltrans
0713000099	SHOPP	VEN	001	BRIDGE RAIL UPGRADE	1.06	2.87	1.33	0.00	0.06	3.18	0.00	0.00	SHOPP	2016	Yes	No	No	No	115%	3,287,000	3,790,000	949,000	1,360,000	61,000	1,420,000	0	103,843	07/08/20	12/23/21	08/28/24	Caltrans	Caltrans	Caltrans	Caltrans
0713000112	SHOPP	LA	210	ROADSIDE SAFETY IMPROVEMENTS	0.00	0.08	0.00	1.50	0.00	0.11	0.00	0.04	SHOPP	2016	No	No	No	No	100%	2,504,000	2,513,000	290,000	1,630,000	30,000	563,000	0	563,610	08/14/18	10/29/20	10/14/22	Caltrans	Caltrans	Caltrans	Caltrans
0713000149	SHOPP	LA	105	INSTALL SAFETY LIGHTING AT INTERCHANGE	0.00	0.00	0.04	1.81	0.00	0.00	0.00	0.18	SHOPP	2014	No	No	No	Yes	50%	7,927,000	3,950,000	0	2,200,000	50,000	1,700,000	0	1,353,406	01/25/17	07/20/18	01/23/25	Caltrans	Caltrans	Caltrans	Caltrans
0713000154	SHOPP	LA	105	INSTALL SAFETY LIGHTING/SIGNING	0.00	0.00	0.04	0.95	0.00	0.00	0.00	0.05	SHOPP	2014	No	No	No	No	36%	8,724,000	3,100,000	0	2,200,000	50,000	850,000	3,035,027	1,578,792	12/22/15	08/15/19	11/01/21	Caltrans	Caltrans	Caltrans	Caltrans
0713000161	SHOPP	LA	405	UPGRADE EXISTING TRAFFIC MANAGEMENT COMMUNICATION SYSTEM	0.00	0.00	0.00	2.69	0.00	0.00	0.00	0.01	SHOPP	2014	No	No	No	No	35%	12,397,000	4,321,000	333,000	1,664,000	4,000	2,320,000	0	1,239,952	02/02/17	02/14/20	04/14/22	Caltrans	Caltrans	Caltrans	Caltrans
0713000162	SHOPP	LA	001	HIGHWAY ADVISORY RADIO UPGRADE & MODIFICATION FOR AMERICA'S BROADCAST EMERGENCY RESPONSE MISSING ALERT	0.00	0.00	0.00	2.33	0.00	0.00	0.00	0.09	SHOPP	2014	No	No	No	No	34%	12,592,000	4,337,000	334,000	1,670,000	5,000	2,328,000	2,097,014	1,482,886	01/09/17	02/14/20	10/31/22	Caltrans	Caltrans	Caltrans	Caltrans
0713000205	SHOPP	LA	110	INSTALL PLANTS FOR EROSION & STORMWATER SOURCE CONTROL	0.00	0.00	0.00	0.10	0.00	0.00	0.00	0.00	SHOPP	2012	No	No	No	Yes	75%	3,151,000	2,354,000	114,000	990,000	50,000	1,200,000	1,462,907	879,511	11/15/13	07/06/18	03/26/21	Caltrans	Caltrans	Caltrans	Caltrans
0713000215	STIP	LA	138	WIDEN (SEG 9)FROM 2 TO 4 LANES W MEDIAN	0.00	0.00	0.58	2.95	0.00	0.00	0.00	0.14	STIP	2016	No	No	No	Yes	54%	33,130,000	17,883,000	0	4,798,000	9,000,000	4,085,000	4,267,840	5,230,910	03/13/17	10/17/18	09/21/27	Caltrans	Caltrans	Caltrans	Caltrans
0713000216	STIP	LA	138	WIDEN CONVENTIONAL HIGHWAY (SEG 13)	0.00	2.89	3.46	0.00	0.00	0.05	0.00	0.00	STIP	2016	No	No	No	No	86%	51,001,000	43,919,000	0	17,919,000	19,500,000	6,500,000	1,128,422	6,347,493	01/04/21	01/13/23	06/29/29	Caltrans	Caltrans	Caltrans	Caltrans
0713000217	STIP	LA	138	WIDEN CONVENTIONAL HIGHWAY (SEG 6)	0.00	0.10	0.39	1.60	0.00	0.01	0.00	0.32	STIP	2016	No	No	No	No	53%	31,535,000	16,700,000	0	10,500,000	3,200,000	3,000,000	611,043	5,172,341	04/16/19	11/01/21	05/01/24	Caltrans	Caltrans	Caltrans	Caltrans
0713000218	SHOPP	LA	039	REPAIR DAMAGED SLOPE *DIRECTOR'S ORDER	0.00	0.00	0.00	0.25	0.00	0.00	0.00	0.07	SHOPP	2012	No	No	No	No	40%	4,512,000	1,800,000	10,000	585,000	5,000	1,200,000	1,821,982	1,587,850	11/25/14	12/06/16	07/12/19	Caltrans	Caltrans	Caltrans	Caltrans
0713000224	SHOPP	LA	110	INSTALL SAFETY LIGHTING	0.00	0.00	0.00	0.33	0.00	0.00	0.00	0.05	SHOPP	2014	No	No	No	No	46%	3,814,000	1,746,000	300,000	628,000	8,000	810,000	864,844	791,993	01/31/17	06/03/21	05/22/23	Caltrans	Caltrans	Caltrans	Caltrans

03/26/2018 PDWD

Page 26 of 49

Attachment 1
COS Fiscal Year 2018-19 Project Workload File

EFIS ID	Project Type	CO	RTE	Work Description	DIST PAED	DIST PSE	DIST RW	DIST CON	DES PAED	DES PSE	DES RW	DES CON	Document	Document Year	PA&ED in 18/19	RTL in 18/19	RW Cert in 18/19	CCA in 18/19	Support To Capital %[2]	Total Capital Budget[1]	Total Support Budget[1]	Environmental Support Budget	Design Support Budget	Right of Way Support Budget	Construction Support Budget	Total Capital Expenditures	Total Support Expenditures	Estimated Construction Start Date[3]	Estimated Construction End Date[4]	Estimated Project End Date[5]	PAED Implementing Agency	PSE Implementing Agency	ROW Implementing Agency	CON Implementing Agency
0713000232	SHOPP	LA	138	INST CENTERLINE&SHLDR RUMBLE STRIPS	0.00	0.00	0.00	0.05	0.00	0.00	0.00	0.00	SHOPP	2014	No	No	No	No	29%	3,554,000	1,036,000	136,000	300,000	0	600,000	847,586	645,849	01/25/16	09/27/16	01/31/19	Caltrans	Caltrans	Caltrans	Caltrans
0713000238	SB1 CCP PA	LA	405	CONSTRUCT AUX LANE, WIDEN AND IMPROVEMENT ON/OFF RAMPS	0.00	8.86	1.58	0.00	0.00	5.90	0.00	0.00	N/A	N/A	No	No	No	No								0	1,636,320	10/07/20	04/03/23	04/03/26	Caltrans	Caltrans	Caltrans	Caltrans
0713000239	SHOPP	LA	110	INTERCHANGE IMPROVEMENTS AND CONSTRUCTION AUXILIARY LANE	0.00	0.00	0.06	5.60	0.00	0.00	0.00	1.75	SHOPP	2016	No	No	No	No	83%	21,751,000	17,996,000	1,150,000	9,892,000	360,000	6,594,000	2,500	4,654,267	03/30/18	01/14/21	04/21/23	Caltrans	Caltrans	Caltrans	Caltrans
0713000241	SHOPP	LA	405	REPAIR PCC SLAB *DIR	0.00	0.00	0.06	2.48	0.00	0.00	0.00	0.23	SHOPP	2014	No	No	No	Yes	34%	26,776,000	9,077,000	20,000	3,750,000	65,000	5,242,000	4,853,475	6,113,699	12/29/16	06/12/19	09/29/21	Caltrans	Caltrans	Caltrans	Caltrans
0713000249	PARTNERSHIP	VEN	101	ADD 1 HOV LANE IN EACH DIRECTION	3.42	0.00	0.00	0.00	0.72	0.00	0.00	0.00	N/A	N/A	No	No	No	No								0	0				Private	Caltrans	Caltrans	Caltrans
0713000270	SHOPP	LA	405	RECONFIGURE RAMPS	0.00	0.00	0.00	0.00	0.00	0.00	0.00	0.00	SHOPP	2016	No	No	No	No	46%	22,580,000	10,370,000	960,000	6,320,000	260,000	2,830,000	655,550	6,331,746	07/19/18	12/21/23	07/09/29	Caltrans	Caltrans	Caltrans	Caltrans
0713000276	SHOPP	LA	101	ROADSIDE SAFETY IMPROVEMENTS	0.00	0.00	0.02	2.31	0.00	0.00	0.00	0.00	SHOPP	2016	No	No	No	No	82%	2,487,000	2,044,000	47,000	934,000	70,000	993,000	0	1,079,754	11/20/17	09/11/19	06/06/23	Caltrans	Caltrans	Caltrans	Caltrans
0713000283	PARTNERSHIP	LA	138	RAMP & MAIN LINE IMPROVEMENT	0.39	1.71	0.02	0.00	0.05	0.54	0.00	0.06	N/A	N/A	No	Yes	Yes	No								0	533,625	04/11/19	04/12/21	09/15/23	Palmdale, City of	Palmdale, City of	Palmdale, City of	Palmdale, City of
0713000285	PARTNERSHIP	LA	014	OPERATIONAL IMPROVEMENT	0.00	0.00	0.00	3.44	0.00	0.00	0.00	1.36	N/A	N/A	No	No	No	No								17,501	3,604,456	04/13/18	04/09/20	06/09/22	Caltrans	Caltrans	Caltrans	Palmdale, City of
0713000302	SHOPP	LA	001	INSTALL PAVEMENT DELINEATION, OVERHEAD GUIDE SIGNS AND ASSOCIATED ROADWAY IMPROVEMENTS	0.09	2.48	0.01	0.00	0.00	0.11	0.00	0.00	SHOPP	2016	Yes	Yes	Yes	No	102%	2,337,000	2,380,000	725,000	1,028,000	20,000	607,000	0	565,268	01/15/20	04/01/22	05/01/24	Caltrans	Caltrans	Caltrans	Caltrans
0713000307	PARTNERSHIP	LA	101	MODIFY INTERCHANGE/OPERATIONAL IMPROVEMENTS	0.00	0.00	0.02	0.08	0.00	0.00	0.00	0.01	N/A	N/A	No	No	No	No								0	918,490	04/10/15	10/31/17	07/14/21	Private	Private	Private	Private
0713000310	SHOPP	LA	001	REPLACE RAISED MEDIAN ISLAND	0.00	0.09	0.01	3.05	0.00	0.04	0.00	0.07	SHOPP	2016	No	No	No	No	70%	4,428,000	3,110,000	650,000	1,500,000	160,000	800,000	155	883,005	09/14/18	10/01/19	04/29/22	Caltrans	Caltrans	Caltrans	Caltrans
0713000313	SHOPP	LA	001	INSTALL QWICK KURB* AND MEDIAN RUMBLE STRIPS	0.00	0.00	0.00	0.05	0.00	0.00	0.00	0.00	SHOPP	2014	No	No	No	No	58%	1,911,000	1,115,000	176,000	360,000	24,000	555,000	679,370	1,014,249	12/21/16	11/29/17	07/16/21	Caltrans	Caltrans	Caltrans	Caltrans
0713000314	SHOPP	LA	027	ENHANCE HIGHWAY WORKER SAFETY BY INSTALLING WEED CONTROL UNDER EXISTING MBGR	0.00	0.15	0.01	1.11	0.00	0.12	0.00	0.00	SHOPP	2016	No	No	No	No	100%	1,490,000	1,495,000	54,000	1,092,000	11,000	338,000	0	830,231	12/07/18	02/07/20	04/07/22	Caltrans	Caltrans	Caltrans	Caltrans
0713000315	PARTNERSHIP	LA	001	RECONSTRUCT INTERSECTION & SIGNALIZATION	0.00	0.00	0.00	0.65	0.00	0.00	0.00	0.00	N/A	N/A	No	No	No	No								0	1,543,467	05/18/18	09/04/19	11/30/22	Torrance, City of	Torrance, City of	Torrance, City of	Torrance, City of
0713000324	SHOPP	LA	010	REPAIR & REPLACE STOLEN ELECTRICAL WIRING; DIRECTOR'S ORDER, EMERGENCY PROJECT	0.00	0.00	0.01	0.15	0.00	0.00	0.00	0.00	SHOPP	2012	No	No	No	No	62%	27,823,000	17,252,000	20,000	10,328,000	20,000	6,884,000	7,104,382	3,402,978	12/24/14	06/29/17	11/15/19	Caltrans	Caltrans	Caltrans	Caltrans
0713000327	SHOPP	LA	005	REPAIR & REPLACE STOLEN ELECTRICAL WIRING; *DIRECTOR'S ORDER	0.00	0.00	0.00	0.46	0.00	0.00	0.00	0.00	SHOPP	2012	No	No	No	No	52%	25,562,000	13,283,000	20,000	7,822,000	10,000	5,431,000	8,775,540	3,367,444	02/06/15	11/07/17	01/28/20	Caltrans	Caltrans	Caltrans	Caltrans
0713000329	SHOPP	LA	118	REPAIR AND REPLACE STOLEN ELECTRICAL WIRING; *DIRECTOR'S ORDER	0.00	0.00	0.01	0.61	0.00	0.00	0.00	0.00	SHOPP	2012	No	No	No	No	54%	30,566,000	16,462,000	20,000	10,008,000	10,000	6,424,000	9,373,714	2,517,604	01/21/15	09/29/17	03/23/20	Caltrans	Caltrans	Caltrans	Caltrans
0713000331	SHOPP	LA	001	REPLACE AND RESTORE THEFT-DAMAGED FIBER OPTIC AND COMMUNICATION SYSTEMS *DIRECTOR'S ORDER	0.00	0.00	0.00	0.02	0.00	0.00	0.00	0.00	SHOPP	2012	No	No	No	No	51%	9,100,000	4,630,000	20,000	2,276,000	10,000	2,324,000	4,133,174	2,180,819	07/01/16	07/01/16	02/12/20	Caltrans	Caltrans	Caltrans	Caltrans
0713000361	SHOPP	LA	210	CONSTRUCT STORM WATER TREATMENT DEVICES	0.00	0.00	0.00	0.12	0.00	0.00	0.00	0.01	SHOPP	2014	No	No	No	No	73%	4,637,000	3,400,000	0	1,400,000	0	2,000,000	2,058,665	1,822,355	01/14/16	04/27/17	07/02/19	Caltrans	Caltrans	Caltrans	Caltrans
0713000366	PARTNERSHIP	LA	001	LAX RUNWAY 07L-25R REHABILITATION AND REPLACE STRUCTURAL CAP OVER SEPULVEDA BLVD	0.00	0.00	0.00	0.07	0.00	0.00	0.00	0.70	N/A	N/A	No	No	No	Yes								0	92,853	05/02/16	07/18/18	12/15/20	Los Angeles World Airports	Los Angeles World Airports	Los Angeles World Airports	Los Angeles World Airports
0713000372	PARTNERSHIP	LA	005	WASHINGTON BLVD RECONSTRUCTION; *OVERSIGHT/ENCROACHED PORTION	0.00	0.00	0.00	0.13	0.00	0.00	0.00	0.00	N/A	N/A	No	No	No	No								0	475,880	10/08/14	01/26/18	12/28/18	Commerce, City of	Commerce, City of	Commerce, City of	Commerce, City of
0713000373	PARTNERSHIP	LA	101	CONSTRUCT 8-FT WIDE MIXED-USE TRAIL *OVERSIGHT	0.00	0.00	0.01	0.02	0.00	0.00	0.00	0.00	N/A	N/A	No	No	No	No								0	468,952	03/06/17	03/08/18	03/09/21	Los Angeles County	Los Angeles County	Los Angeles County	Los Angeles County
0713000398	SHOPP	VEN	150	REPAIR SLOPE FAILURE	0.00	0.00	0.07	0.78	0.00	0.00	0.00	0.04	SHOPP	2014	No	No	No	Yes	85%	8,058,000	6,870,000	110,000	3,280,000	100,000	3,380,000	3,074,154	1,710,730	07/15/16	07/25/18	08/28/20	Caltrans	Caltrans	Caltrans	Caltrans
0713000426	PARTNERSHIP	VEN	126	MODIFY SIGNAL & WIDEN INTERSAECTION	0.03	1.06	0.02	0.00	0.00	0.10	0.00	0.00	N/A	N/A	No	No	No	No								0	489,792	12/31/19	12/31/21	12/29/23	Private	Private	Private	Private
0713000435	SHOPP	LA	101	SOIL STABILIZATION & STORM WATER MITIGATION	0.00	0.00	0.02	4.58	0.00	0.00	0.00	0.55	SHOPP	2016	No	No	No	No	28%	47,210,000	13,133,000	270,000	7,018,000	40,000	5,805,000	0	5,416,766	03/15/18	07/01/20	07/01/22	Caltrans	Caltrans	Caltrans	Caltrans
0713000436	SHOPP	LA	057	SOIL STABILIZATION PROGRAM	0.00	0.00	0.00	0.03	0.00	0.00	0.00	0.00	SHOPP	2014	No	No	No	No	36%	3,452,000	1,250,000	0	500,000	5,000	745,000	1,590,833	960,189	01/11/17	07/31/17	08/28/20	Caltrans	Caltrans	Caltrans	Caltrans
0713000437	SHOPP	LA	110	BRIDGE PRESERVATION	0.00	0.00	0.00	0.02	0.00	0.00	0.00	0.00	SHOPP	2014	No	No	No	No	48%	2,406,000	1,165,000	0	640,000	5,000	520,000	993,965	558,226	07/01/16	12/23/16	11/30/18	Caltrans	Caltrans	Caltrans	Caltrans
0713000438	SHOPP	LA	010	JT SEAL,METH DECK,SPALL REPR,EPOXY	0.00	0.00	0.00	0.24	0.00	0.00	0.00	0.00	SHOPP	2014	No	No	No	No	44%	2,364,000	1,045,000	0	520,000	5,000	520,000	1,059,887	943,376	07/01/16	10/05/16	02/03/20	Caltrans	Caltrans	Caltrans	Caltrans
0713000441	SHOPP	LA	005	JT SEAL,METH DECK,PATCH SPALLS	0.00	0.00	0.00	0.02	0.00	0.00	0.00	0.00	SHOPP	2014	No	No	No	No	47%	3,054,000	1,445,000	0	690,000	5,000	750,000	994,413	699,806	09/17/15	06/01/16	08/10/18	Caltrans	Caltrans	Caltrans	Caltrans
0713000442	SHOPP	LA	110	BRIDGE PRESERVATION / MINOR BRIDGE PREVENTIVE MAINTENANCE	0.00	0.00	0.00	0.01	0.00	0.00	0.00	0.00	SHOPP	2014	No	No	No	No	53%	2,583,000	1,365,000	0	840,000	5,000	520,000	1,111,297	956,124	09/15/15	08/25/16	09/09/19	Caltrans	Caltrans	Caltrans	Caltrans
0713000445	SHOPP	LA	110	BRIDGE PRESERVATION	0.00	0.00	0.00	0.01	0.00	0.00	0.00	0.00	SHOPP	2014	No	No	No	No	65%	1,903,000	1,235,000	0	620,000	15,000	600,000	524,558	662,726	07/01/15	07/20/16	12/31/21	Caltrans	Caltrans	Caltrans	Caltrans
0713000449	SHOPP	LA	010	BRIDGE PRESERVATION/JOINT SEALS, METHACRYLATE RESIN DECK	0.00	0.00	0.00	0.07	0.00	0.00	0.00	0.04	SHOPP	2014	No	No	No	No	45%	3,794,000	1,710,000	0	710,000	0	1,000,000	835,462	902,047	09/28/16	09/18/17	07/27/22	Caltrans	Caltrans	Caltrans	Caltrans
0713000478	SHOPP	LA	005	PAVEMENT REHABILITATION	0.00	0.00	0.05	2.67	0.00	0.00	0.00	0.10	SHOPP	2014	No	No	No	No	28%	18,700,000	5,200,000	0	1,500,000	100,000	3,600,000	15,333,522	3,591,424	02/01/16	01/20/21	05/10/23	Caltrans	Caltrans	Caltrans	Caltrans
0713000479	SHOPP	VEN	023	PAVEMENT REHABILITATION	0.00	4.49	0.06	0.00	0.00	1.23	0.00	0.00	SHOPP	2016	No	Yes	Yes	No	14%	77,892,000	11,080,000	1,630,000	2,650,000	100,000	6,700,000	0	1,241,245	07/03/20	09/15/23	11/22/27	Caltrans	Caltrans	Caltrans	Caltrans
0713000481	SHOPP	VEN	126	PAVEMENT REHAB	0.00	0.00	0.04	5.07	0.00	0.00	0.00	0.38	SHOPP	2016	No	No	No	Yes	24%	26,088,000	6,160,000	120,000	2,080,000	100,000	3,860,000	0	1,397,045	03/23/18	05/14/19	12/31/21	Caltrans	Caltrans	Caltrans	Caltrans
0713000483	SHOPP	LA	057	PAVEMENT REHABILITATION	0.00	0.00	0.00	1.53	0.00	0.00	0.00	0.09	SHOPP	2014	No	No	No	Yes	17%	29,556,000	5,036,000	0	1,015,000	185,000	3,836,000	6,665,506	2,632,039	08/11/16	05/13/19	05/21/21	Caltrans	Caltrans	Caltrans	Caltrans
0713000485	SHOPP	LA	405	PAVEMENT REHABILITATION	0.00	0.00	0.01	0.65	0.00	0.00	0.00	0.02	SHOPP	2014	No	No	No	No	16%	32,415,000	5,187,000	332,000	895,000	226,000	3,734,000	12,066,321	3,658,914	03/21/16	07/17/19	04/18/22	Caltrans	Caltrans	Caltrans	Caltrans
0713000486	SHOPP	LA	118	REHABILITATE PAVEMENT	0.00	0.00	0.01	0.68	0.00	0.00	0.00	0.03	SHOPP	2014	No	No	No	Yes	24%	22,608,000	5,375,000	70,000	1,972,000	12,000	3,321,000	7,606,083	4,211,599	01/19/17	07/31/18	10/29/21	Caltrans	Caltrans	Caltrans	Caltrans
0713000488	SHOPP	VEN	101	PVMT REHAB	0.25	0.74	0.00	0.00	0.01	0.01	0.00	0.00	SHOPP	2016	Yes	No	No	No	23%	19,340,000	4,400,000	400,000	1,700,000	200,000	2,100,000	0	0	08/28/20	12/03/21	02/01/24	Caltrans	Caltrans	Caltrans	Caltrans
0713000489	SHOPP	LA	101	PVMT REHAB	0.00	0.00	0.38	3.99	0.00	0.00	0.00	0.17	SHOPP	2016	No	No	No	No	38%	21,053,000	7,909,000	88,000	3,698,000	832,000	3,291,000	0	2,716,355	03/15/18	07/01/19	12/31/21	Caltrans	Caltrans	Caltrans	Caltrans
0713000492	SHOPP	LA	005	PAVEMENT REHABILITATION	0.00	0.00	0.00	3.01	0.00	0.00	0.00	0.17	SHOPP	2014	No	No	No	Yes	20%	30,704,000	6,277,000	260,000	2,000,000	17,000	4,000,000	7,548,927	3,619,221	07/07/16	11/08/18	04/19/24	Caltrans	Caltrans	Caltrans	Caltrans
0714000005	PARTNERSHIP	VEN	023	ROADWAY IMPROVEMENTS	0.00	0.35	0.01	0.18	0.00	0.16	0.00	0.00	N/A	N/A	No	No	No	No								0	166,192	01/31/19	02/26/21	03/30/23	Private	Private	Private	Private
0714000006	SHOPP	VEN	033	SLAB REPLACEMENT AND CP & OL AC	0.00	0.02	0.02	5.42	0.00	0.00	0.00	0.36	SHOPP	2016	No	No	No	No	28%	12,329,000	3,495,000	80,000	1,600,000	30,000	1,785,000	0	1,034,834	10/22/18	08/01/19	12/15/21	Caltrans	Caltrans	Caltrans	Caltrans
0714000007	SHOPP	VEN	023	PAVEMENT MAINTENANCE; COLD PLANE & ASPHALT CONCRETE OVERLAY	0.00	0.20	0.02	1.74	0.00	0.08	0.00	0.02	SHOPP	2016	No	No	No	No	47%	3,666,000	1,719,000	309,000	980,000	40,000	390,000	0	220,872	12/20/18	12/02/19	04/28/23	Caltrans	Caltrans	Caltrans	Caltrans
0714000008	SHOPP	VEN	001	PAVEMENT REHABILITATION	0.00	0.42	0.02	0.61	0.00	0.03	0.00	0.07	SHOPP	2016	No	No	No	No	38%	4,725,000	1,776,000	56,000	1,100,000	90,000	530,000	0	667,369	08/31/18	01/06/21	03/10/23	Caltrans	Caltrans	Caltrans	Caltrans
0714000009	SHOPP	LA	060	MAJOR PAVEMENT REHABILITATION & SAFETY IMPROVEMENTS	0.00	0.05	0.20	5.17	0.00	0.07	0.00	1.40	SHOPP	2016	No	No	No	No	26%	75,165,000	19,454,000	1,173,000	8,900,000	501,000	8,880,000	20,350	6,651,460	10/31/18	12/08/20	10/07/22	Caltrans	Caltrans	Caltrans	Caltrans
0714000019	SHOPP	LA	005	PAVEMENT REHABILITATION	0.00	0.04	0.08	2.20	0.00	0.04	0.00	0.29	SHOPP	2016	No	No	No	No	37%	14,900,000	5,460,000	170,000	2,930,000	460,000	1,900,000	0	1,375,728	09/04/18	02/26/21	04/17/25	Caltrans	Caltrans	Caltrans	Caltrans
0714000020	SHOPP	LA	010	PAVEMENT PRESERVATION	0.00	0.27	0.09	8.52	0.00	0.09	0.00	0.90	SHOPP	2016	No	No	No	No	41%	25,288,000	10,360,000	74,000	7,522,000	252,000	2,512,000	13,751	5,306,443	08/15/18	07/01/20	07/01/22	Caltrans	Caltrans	Caltrans	Caltrans
0714000021	SHOPP	VEN	126	SLAB REPLACE & CP OL AC	0.00	0.00	0.10	9.20	0.00	0.00	0.00	0.19	SHOPP	2016	No	No	No	Yes	23%	39,647,000	9,266,000	220,000	2,900,000	260,000	5,886,000	0	1,591,205	03/19/18	04/03/19	02/11/22	Caltrans	Caltrans	Caltrans	Caltrans
0714000024	SHOPP	LA	091	SEISMIC RETROFIT PROJECT (PID)	1.70	1.99	0.22	0.00	1.13	5.01	0.00	0.00	SHOPP	2014	Yes	No	No	No	87%	10,762,000	9,410,000	2,260,000	3,500,000	150,000	3,500,000	0	0	10/30/21	04/28/23	07/15/24	Caltrans	Caltrans	Caltrans	Caltrans
0714000030	SHOPP	LA	210	ROADSIDE SAFETY IMPROVEMENTS	0.00	2.50	0.09	0.60	0.00	0.56	0.00	0.04	SHOPP	2016	No	Yes	Yes	No	62%	5,488,000	3,398,000	424,000	2,030,000	54,000	900,000	0	220,818	05/17/19	05/18/20	09/22/22	Caltrans	Caltrans	Caltrans	Caltrans
0714000031	SHOPP	LA	210	ROADSIDE SAFETY IMPROVEMENT	0.00	2.36	0.01	0.00	0.00	0.16	0.00	0.00	SHOPP	2016	No	Yes	Yes	No	84%	2,654,000	2,239,000	358,000	1,000,000	31,000	850,000	0	223,938	09/30/19	04/16/21	06/16/23	Caltrans	Caltrans	Caltrans	Caltrans
0714000032	SHOPP	LA	057	ROADSIDE SAFETY IMPROVEMENTS	0.00	2.35	0.07	0.00	0.00	0.08	0.00	0.00	SHOPP	2016	No	No	Yes	No	50%	2,590,000	1,288,000	418,000	350,000	20,000	500,000	0	151,239	11/27/19	12/01/20	03/01/23	Caltrans	Caltrans	Caltrans	Caltrans
0714000033	SHOPP	LA	210	STORMWATER SOURCE CONTROL	0.05	1.45	0.01	0.00	0.00	0.01	0.00	0.00	SHOPP	2016	No	No	No	No	39%	3,662,000	1,418,000	500,000	440,000	0	478,000	0	65,434	02/05/20	02/05/24	04/04/26	Caltrans	Caltrans	Caltrans	Caltrans
0714000035	SHOPP	LA	101	UPGRADE MEDIAN BARRIER	0.00	5.46	0.05	0.00	0.00	2.10	0.00	0.00	SHOPP	2016	No	Yes	Yes	No	33%	20,120,000	6,690,000	1,300,000	2,325,000	15,000	3,050,000	0	1,037,930	08/13/20	11/21/23	04/04/25	Caltrans	Caltrans	Caltrans	Caltrans
0714000044	SHOPP	LA	010	LANE REPLACEMENT	0.00	11.05	0.06	0.00	0.00	0.02	0.00	0.00	SHOPP	2016	No	No	No	No	23%	60,643,000	14,127,000	990,000	4,670,000	23,000	8,444,000	0	631,590	05/07/20	06/16/21	06/23/25	Caltrans	Caltrans	Caltrans	Caltrans
0714000055	SHOPP	LA	010	RELOCATE APPURTENANCES; ADD SLOPE/GORE & NARROW AREA PAVING. MVP: ACCESS GATES; ACCESS ROADS; RICS	0.00	4.75	0.01	0.00	0.00	0.08	0.00	0.00	SHOPP	2016	No	Yes	Yes	No	48%	2,935,000	1,412,000	426,000	490,000	6,000	490,000	0	268,957	11/01/19	10/30/20	02/01/23	Caltrans	Caltrans	Caltrans	Caltrans
0714000056	SHOPP	LA	060	WORKER SAFETY	0.00	0.74	0.04	0.00	0.00	0.08	0.00	0.00	SHOPP	2016	No	Yes	Yes	No	108%	2,513,000	2,714,000	440,000	1,555,000	120,000	599,000	0	195,087	08/01/19	05/11/22	12/22/28	Caltrans	Caltrans	Caltrans	Caltrans
0714000057	SHOPP	LA	091	WORKER SAFETY	0.00	3.58	0.02	0.00	0.00	0.17	0.00	0.00	SHOPP	2016	No	Yes	Yes	No	47%	2,500,000	1,169,000	528,000	313,000	4,000	324,000	0	225,610	11/01/19	12/01/20	07/01/23	Caltrans	Caltrans	Caltrans	Caltrans
0714000058	SHOPP	LA	010	PAVING BEYOND GORES AND VEGETATION CONTROL UNDER/BATH EXISTING METAL BEAM GUARDRAILS	0.00	1.54	0.03	0.00	0.00	0.18	0.00	0.00	SHOPP	2016	No	Yes	Yes	No	51%	2,553,000	1,304,000	498,000	400,000	6,000	400,000	0	85,821	09/30/19	09/30/20	12/05/22	Caltrans	Caltrans	Caltrans	Caltrans
0714000061	SHOPP	LA	710	STABILIZE SOIL AND EROSION CONTROL	0.00	0.41	0.07	0.47	0.00	0.15	0.00	0.00	SHOPP	2016	No	Yes	Yes	No	84%	3,425,000	2,886,000	477,000	1,700,000	69,000	640,000	0	148,914	02/08/19	01/12/23	03/12/25	Caltrans	Caltrans	Caltrans	Caltrans
0714000067	SHOPP	LA	057	LANE REPLACEMENT	0.00	17.09	0.10	0.00	0.00	1.94	0.00	0.00	SHOPP	2016	No	Yes	Yes	No	30%	18,840,000	5,670,000	50,000	3,600,000	20,000	2,000,000	0	710,537	01/10/20	12/01/23	12/29/23	Caltrans	Caltrans	Caltrans	Caltrans
0714000073	SHOPP	LA	105	UPGRADE TRANSPORTATION MANAGEMENT SYSTEM	0.00	0.00	0.02	2.75	0.00	0.00	0.00	0.00	SHOPP	2016	No	No	No	No	35%	12,123,000	4,214,000	81,000	2,359,000	12,000	1,762,000	0	1,151,562	12/18/17	02/18/20	08/04/22	Caltrans	Caltrans	Caltrans	Caltrans
0714000078	PARTNERSHIP	LA	005	WIDEN OFF-RAMP ADD LEFT TURN LANE	0.00	0.00	0.00	0.03	0.00	0.00	0.00	0.00	N/A	N/A	No	No	No	No								0	533,231	07/26/16	09/21/17	03/26/20	Private	Private	Private	Private
0714000080	SHOPP	LA	210	INSTALL COMMUNICATION LINKS FOR TRAFFIC OPERATIONS SYSTEM	0.00	0.00	0.00	1.45	0.00	0.00	0.00	0.12	SHOPP	2014	No	No	No	Yes	36%	14,684,000	5,298,000	7,000	2,638,000	15,000	2,638,000	4,338,635	2,164,307	02/18/16	12/17/18	12/08/22	Caltrans	Caltrans	Caltrans	Caltrans
0714000081	SHOPP	LA	110	STORM WATER MITIGATION FOR LA RIVER WATERSHED	0.00	3.80	0.03	0.00	0.00	0.22	0.00	0.00	SHOPP	2016	No	Yes	Yes	No	52%	11,010,000	5,762,000	1,643,000	1,855,000	30,000	2,234,000	0	457,805	08/30/19	08/04/21	12/01/23	Caltrans	Caltrans	Caltrans	Caltrans
0714000084	SHOPP	LA	405	RECONSTRUCT BRIDGE DRAINAGE SYSTEM	0.20	0.58	0.56	0.00	0.06	0.54	0.00	0.00	SHOPP	2016	Yes	No	No	No	65%	1,969,000	1,277,000	440,000	283,000	203,000	351,000	0	0	10/26/20	01/26/22	04/09/24	Caltrans	Caltrans	Caltrans	Caltrans
0714000085	SHOPP	LA	210	ROADWAY REHABILITATION	0.00	0.00	0.19	7.94	0.00	0.00	0.00	2.61	SHOPP	2012	No	No	No	Yes	14%	210,784,000	29,160,000	107,000	4,545,000	883,000	23,625,000	89,905,524	18,678,593	03/02/15	02/15/19	04/19/21	Caltrans	Caltrans	Caltrans	Caltrans
0714000086	SHOPP	LA	001	TRASH TMDL	0.00	7.55	0.06	0.00	0.00	0.10	0.00	0.00	SHOPP	2016	No	Yes	Yes	No	94%	5,167,000	4,841,000	2,000,000	1,823,000	62,000	956,000	0	0	10/31/19	12/03/20	09/29/23	Caltrans	Caltrans	Caltrans	Caltrans
0714000087	SHOPP	LA	105	BRIDGE PRESERVATION / MINOR BRIDGE PREVENTIVE MAINTENANCE	0.00	0.00	0.00	0.01	0.00	0.00	0.00	0.00	SHOPP	2014	No	No	No	No	47%	7,493,000	3,550,000	30,000	1,940,000	0	1,580,000	2,428,769	1,503,656	12/21/16	08/21/17	01/05/21	Caltrans	Caltrans	Caltrans	Caltrans
0714000092	SHOPP	VEN	033	REPAIR SLOPE FAILURE	0.00	0.00	0.07	2.05	0.00	0.00	0.00	0.16	SHOPP	2014	No	No	No	No	48%	11,020,000	5,337,000	0	1,200,000	50,000	4,087,000	2,494,486	2,851,016	12/21/16	07/08/21

Attachment 1
COS Fiscal Year 2018-19 Project Workload File

EFIS ID	Project Type	CO	RTE	Work Description	DIST PAED	DIST PSE	DIST RW	DIST CON	DES PAED	DES PSE	DES RW	DES CON	Document	Document Year	PA&ED in 18/19	RTL in 18/19	RW Cert in 18/19	CCA in 18/19	Support To Capital %[2]	Total Capital Budget[1]	Total Support Budget[1]	Environmental Support Budget	Design Support Budget	Right of Way Support Budget	Construction Support Budget	Total Capital Expenditures	Total Support Expenditures	Estimated Construction Start Date[3]	Estimated Construction End Date[4]	Estimated Project End Date[5]	PAED Implementing Agency	PSE Implementing Agency	ROW Implementing Agency	CON Implementing Agency
0714000104	SHOPP	LA	210	STORM WATER MITIGATION(TRASH TMDL)	0.09	3.79	0.20	0.00	0.00	0.18	0.00	0.00	SHOPP	2016	No	Yes	Yes	No	42%	15,106,000	6,270,000	1,670,000	2,000,000	100,000	2,500,000	0	377,196	01/06/20	01/05/23	03/28/25	Caltrans	Caltrans	Caltrans	Caltrans
0714000105	SHOPP	LA	110	BRIDGE PAINT	0.00	0.32	0.15	0.76	0.00	0.23	0.00	0.43	SHOPP	2016	No	No	No	No	57%	5,764,000	3,300,000	50,000	1,900,000	450,000	900,000	8,330	494,718	03/13/19	12/13/19	02/15/22	Caltrans	Caltrans	Caltrans	Caltrans
0714000114	PARTNERSHIP	LA	014	WIDEN BRIDGE, MODIFY RAMPS, WIDEN LOC ST	0.01	4.58	0.13	0.00	0.00	2.70	0.00	0.00	N/A	N/A	No	No	Yes	No								0	1,555,602	10/22/19	11/03/21	09/23/25	Caltrans	Caltrans	Caltrans	Lancaster, City of
0714000151	SHOPP	LA	091	MAJOR ROADWAY REHABILITATION	0.00	0.00	0.39	0.28	0.00	0.00	0.00	0.02	SHOPP	2014	No	No	No	Yes	15%	35,597,000	5,513,000	0	1,117,000	300,000	4,096,000	10,732,206	5,752,902	12/30/15	07/10/18	01/02/20	Caltrans	Caltrans	Caltrans	Caltrans
0714000155	PARTNERSHIP PA	LA	014	WIDEN NORTHBOUND OFF-RAMP	0.00	0.00	0.00	0.00	0.00	0.00	0.00	0.00	N/A	N/A	No	No	No	No								0	0	05/07/21	07/22/22	07/10/26	Private	Private	Private	Private
0714000165	SHOPP	LA	210	INSTALL & UPGRADE TRANSPORTATION MANAGEMENT SYSTEM FOR THE CORRIDOR	0.00	0.00	0.00	4.23	0.00	0.00	0.00	0.18	SHOPP	2014	No	No	No	Yes	31%	31,929,000	9,938,000	0	2,940,000	2,000	6,996,000	7,285,389	3,085,913	01/06/16	12/31/18	03/30/21	Caltrans	Caltrans	Caltrans	Caltrans
0714000177	SHOPP	LA	066	UPGRADE ADA RAMPS & PEDESTRIAN ACCESSABILITY	0.00	9.06	0.64	0.00	0.00	0.07	0.00	0.00	SHOPP	2016	Yes	Yes	Yes	No	63%	3,800,000	2,380,000	900,000	800,000	30,000	650,000	0	491,205	09/24/19	07/02/21	09/22/23	Caltrans	Caltrans	Caltrans	Caltrans
0714000178	SHOPP	LA	213	UPGRADE CURB RAMPS, SIDEWALKS AND DRIVEWAYS TO MEET ADA STANDARDS	0.00	7.47	1.03	0.00	0.00	0.77	0.00	0.00	SHOPP	2016	Yes	Yes	Yes	No	51%	4,420,000	2,250,000	1,200,000	500,000	50,000	500,000	0	1,073,431	09/20/19	08/20/21	10/13/23	Caltrans	Caltrans	Caltrans	Caltrans
0714000179	SHOPP	VEN	150	INSTALL ADA CURB RAMPS	0.03	2.09	0.00	0.00	0.00	0.00	0.00	0.00	SHOPP	2016	Yes	No	No	No	67%	5,105,000	3,400,000	1,300,000	1,000,000	100,000	1,000,000	0	693,548	08/31/20	11/13/20	10/05/23	Caltrans	Caltrans	Caltrans	Caltrans
0714000180	PARTNERSHIP	LA	101	FREEWAY PARK	5.25	0.00	0.00	0.00	0.65	0.00	0.00	0.00	N/A	N/A	No	No	No	No								0	73,295	07/29/25	06/15/27	09/19/29	Los Angeles, City of	Los Angeles, City of	Los Angeles, City of	Los Angeles, City of
0714000188	PARTNERSHIP	LA	014	PED OC BRIDGE & HWY WIDENING	0.00	0.00	0.00	0.76	0.00	0.00	0.00	0.27	N/A	N/A	No	No	No	Yes								0	566,928		03/29/19	07/01/21	Santa Clarita, City of	Santa Clarita, City of	Santa Clarita, City of	Santa Clarita, City of
0714000198	SHOPP	LA	107	UPGRADE ADA RAMPS & ACCESSIBILITY	0.00	0.34	1.46	0.00	0.00	0.01	0.00	0.00	SHOPP	2016	No	No	No	No	132%	4,546,000	6,020,000	1,196,000	3,157,000	1,184,000	483,000	0	1,017,111	03/19/21	01/20/23	10/24/24	Caltrans	Caltrans	Caltrans	Caltrans
0714000204	SHOPP	LA	101	ROADSIDE SAFETY IMPROVMENTS	0.00	0.00	0.00	0.39	0.00	0.00	0.00	0.07	SHOPP	2014	No	No	No	No	24%	27,231,000	6,501,000	132,000	1,970,000	51,000	4,348,000	7,352,076	5,720,860	07/01/16	07/01/19	12/30/21	Caltrans	Caltrans	Caltrans	Caltrans
0714000213	PARTNERSHIP	LA	101	WILDLIFE HABITAT CONNECTIVITY	0.07	0.00	0.00	0.00	0.00	0.00	0.00	0.00	N/A	N/A	No	No	No	No								0	1,013,206		11/27/19	03/27/20	Santa Monica Mountain Authority	Caltrans	Caltrans	Caltrans
0714000216	SHOPP	LA	091	INSTALL HIGH FRICTION SURFACE TREATMENTS	0.00	0.00	0.00	0.26	0.00	0.00	0.00	0.02	SHOPP	2014	No	No	No	No	38%	3,415,000	1,298,000	120,000	548,000	10,000	620,000	554,570	988,412	12/09/16	03/30/18	02/03/20	Caltrans	Caltrans	Caltrans	Caltrans
0714000217	SHOPP	LA	101	CAPITAL MAINTENANCE, PAVEMENT REHABILITATION	0.13	4.78	1.83	0.00	0.00	0.08	0.00	0.00	SHOPP	2016	No	No	No	No	44%	12,384,000	5,399,000	1,444,000	2,224,000	124,000	1,607,000	0	579,697	08/20/20	07/01/22	07/01/24	Caltrans	Caltrans	Caltrans	Caltrans
0714000218	SHOPP	LA	005	INSTALL RIGHT &LEFT SHOULDER RUMBLE STRIP	0.00	0.00	0.00	0.09	0.00	0.00	0.00	0.00	SHOPP	2014	No	No	No	No	67%	2,290,000	1,540,000	160,000	750,000	30,000	600,000	859,627	927,097	10/05/16	05/04/17	12/13/19	Caltrans	Caltrans	Caltrans	Caltrans
0714000219	SHOPP	LA	138	PAVEMENT PRESERVATION & AMERICANS WITH DISABILITIES ACT(ADA) CURB RAMP	0.00	0.11	0.01	6.08	0.00	0.04	0.00	0.12	SHOPP	2016	No	No	No	Yes	27%	18,308,000	4,938,000	45,000	1,600,000	100,000	3,193,000	0	1,120,447	07/17/18	03/08/19	10/06/25	Caltrans	Caltrans	Caltrans	Caltrans
0714000220	SHOPP	VEN	118	PAVEMENT REHABILITATION	0.00	0.00	0.04	1.91	0.00	0.00	0.00	0.01	SHOPP	2016	No	No	No	Yes	56%	5,850,000	3,260,000	115,000	1,195,000	100,000	1,850,000	0	1,226,045	02/23/18	12/28/18	08/06/21	Caltrans	Caltrans	Caltrans	Caltrans
0714000221	SHOPP	LA	605	RAMP PAVEMENT REPAIR & ADA CURB RAMPS UPGRADE	0.00	0.00	0.01	0.57	0.00	0.00	0.00	0.00	SHOPP	2016	No	No	No	No	55%	3,008,000	1,662,000	30,000	1,017,000	131,000	484,000	475	940,167	03/30/18	07/14/21	02/24/23	Caltrans	Caltrans	Caltrans	Caltrans
0714000222	SHOPP	LA	405	RAMP PAVEMENT REPAIR & ADA CURB RAMPS UPGRADE	0.00	0.00	0.02	2.47	0.00	0.00	0.00	0.02	SHOPP	2016	No	No	No	Yes	79%	3,132,000	2,462,000	124,000	953,000	176,000	1,209,000	0	868,003	03/15/18	12/20/18	12/28/20	Caltrans	Caltrans	Caltrans	Caltrans
0714000223	SHOPP	LA	101	PAVEMENT REHABILITATION	0.00	0.00	0.03	1.17	0.00	0.00	0.00	0.01	SHOPP	2016	No	No	No	Yes	75%	2,429,000	1,814,000	153,000	941,000	60,000	660,000	0	679,950	03/15/18	07/02/18	01/07/21	Caltrans	Caltrans	Caltrans	Caltrans
0714000224	SHOPP	LA	005	PAVEMENT PRESERVATION	0.00	0.00	0.07	1.54	0.00	0.00	0.00	0.41	SHOPP	2016	No	No	No	No	92%	4,620,000	4,251,000	0	2,200,000	81,000	1,970,000	2,501	2,058,533	04/13/18	07/15/19	12/30/21	Caltrans	Caltrans	Caltrans	Caltrans
0714000238	SHOPP	LA	110	MAJOR PAVEMENT REHABILITATION	0.00	0.00	0.36	6.83	0.00	0.00	0.00	0.23	SHOPP	2016	No	No	No	No	25%	67,246,000	16,872,000	1,439,000	6,089,000	604,000	8,740,000	22,502	4,610,446	03/30/18	12/24/20	03/11/24	Caltrans	Caltrans	Caltrans	Caltrans
0714000239	PARTNERSHIP	LA	710	RECONSTRUCTION OF ONRAMP	0.84	0.87	0.53	0.00	0.02	0.01	0.00	0.00	N/A	N/A	No	No	No	No								0	0	10/15/21	09/16/24	12/01/26	South Gate, City of	South Gate, City of	South Gate, City of	South Gate, City of
0714000244	SHOPP	LA	005	SAFETY ENHANCEMENT	0.00	0.00	0.08	0.21	0.00	0.00	0.00	0.04	SHOPP	2014	No	No	No	Yes	35%	11,311,000	3,930,000	636,000	1,456,000	46,000	1,792,000	3,320,492	1,892,690	01/31/17	07/31/18	07/31/20	Caltrans	Caltrans	Caltrans	Caltrans
0714000245	SHOPP	VEN	023	UPGRADE RAMP METERING SYSTEM	0.00	0.00	0.01	0.12	0.00	0.00	0.00	0.00	SHOPP	2014	No	No	No	No	54%	2,585,000	1,388,000	0	688,000	0	700,000	2,454,914	1,615,189	01/28/16	10/20/17	04/30/20	Caltrans	Caltrans	Caltrans	Caltrans
0714000246	SHOPP	LA	010	UPGRADE RAMP METERING SYSTEMS	0.00	0.00	0.00	1.68	0.00	0.00	0.00	0.00	SHOPP	2014	No	No	No	Yes	30%	7,089,000	2,157,000	0	721,000	2,000	1,434,000	2,475,321	1,834,267	01/14/16	12/31/18	02/22/22	Caltrans	Caltrans	Caltrans	Caltrans
0714000264	SHOPP	LA	110	UPGRADE MBGR,END TREAT,CRASH CUSHIO	0.36	7.31	0.04	0.00	0.00	0.62	0.00	0.00	SHOPP	2016	Yes	Yes	Yes	No	55%	4,545,000	2,509,000	1,019,000	632,000	45,000	813,000	0	124,576	08/30/19	04/01/21	06/15/23	Caltrans	Caltrans	Caltrans	Caltrans
0714000267	PARTNERSHIP	LA	605	RAMP & INTERSECTION IMPROVEMENTS	0.00	0.00	0.03	0.00	0.00	0.00	0.00	0.00	N/A	N/A	No	No	No	Yes								0	465,364	11/23/15	06/30/19	12/30/20	Irwindale, City of	Irwindale, City of	Irwindale, City of	Irwindale, City of
0714000274	SHOPP	LA	005	REPLACE OVERHEAD & GROUND SIGN PANELS	0.00	0.00	0.00	0.12	0.00	0.00	0.00	0.00	SHOPP	2014	No	No	No	No	34%	9,213,000	3,133,000	0	930,000	50,000	2,153,000	2,647,263	1,673,630	01/12/16	05/10/17	07/30/19	Caltrans	Caltrans	Caltrans	Caltrans
0714000277	PARTNERSHIP	LA	002	LANDSCAPE AND CONSTRUCT SOUNDWALLS	0.00	0.00	0.00	0.15	0.00	0.00	0.00	0.11	N/A	N/A	No	No	No	No	30%	12,114,000	3,615,000	0	1,100,000	10,000	2,505,000	3,508,217	1,092,937	02/10/15	08/09/17	07/15/22	Caltrans	Caltrans	Caltrans	Caltrans
0714000278	PARTNERSHIP	LA	002	TRANSPORTATION ENHANCEMENT	0.00	1.60	0.25	0.00	0.00	0.00	0.00	0.00	N/A	N/A	No	No	No	No								0	81,290	08/03/20	02/02/22	11/25/24	Caltrans	Caltrans	Caltrans	Caltrans
0714000279	SHOPP	LA	101	INSTALL HIGH INTENSITY RETROREFLECTIVE SIGN SHEETING	0.00	0.00	0.00	0.38	0.00	0.00	0.00	0.07	SHOPP	2014	No	No	No	No	47%	13,739,000	6,493,000	100,000	2,842,000	101,000	3,450,000	3,029,037	1,905,284	01/19/16	08/28/17	07/01/19	Caltrans	Caltrans	Caltrans	Caltrans
0714000281	SHOPP	LA	210	SEISMIC RETROFIT	0.13	1.79	0.00	0.00	0.00	1.00	0.00	0.00	SHOPP	2016	No	No	No	No	67%	5,243,000	3,532,000	625,000	2,187,000	20,000	700,000	0	285,666	04/10/20	06/16/21	09/29/23	Caltrans	Caltrans	Caltrans	Caltrans
0714000282	SHOPP	LA	005	INSTALL HIGH FRICTION SURFACE TREATMENT	0.00	0.00	0.04	0.04	0.00	0.00	0.00	0.00	SHOPP	2014	No	No	No	No	90%	1,904,000	1,720,000	300,000	800,000	20,000	600,000	468,849	728,605	10/07/16	05/08/17	05/20/19	Caltrans	Caltrans	Caltrans	Caltrans
0714000283	PARTNERSHIP	LA	014	WIDEN BRIDGE, MODIFY RAMPS, INSTALL TRAFFIC SIGNAL *O/S	0.00	0.84	0.00	0.30	0.00	0.29	0.00	0.00	N/A	N/A	No	Yes	Yes	No								0	256,004	01/18/19	12/01/20	07/10/23	Lancaster, City of	Lancaster, City of	Lancaster, City of	Lancaster, City of
0714000299	SHOPP	LA	210	RWY REHAB & LANE REPLACEMENTS	0.00	15.35	0.34	0.00	0.00	2.61	0.00	0.00	SHOPP	2016	No	Yes	Yes	No	22%	104,442,000	23,450,000	750,000	8,200,000	500,000	14,000,000	0	692,188	01/06/20	01/05/23	03/28/25	Caltrans	Caltrans	Caltrans	Caltrans
0714000300	SHOPP	LA	005	PVMT REHABILITATION	1.85	9.00	0.03	0.00	0.20	4.34	0.00	0.00	SHOPP	2016	Yes	No	No	No	34%	41,720,000	14,294,000	1,013,000	5,710,000	150,000	7,421,000	0	178,913	08/17/20	08/17/23	07/25/25	Caltrans	Caltrans	Caltrans	Caltrans
0714000304	SHOPP	LA	605	SAFETY IMPROVEMENTS GRINDING	0.00	0.00	0.00	1.87	0.00	0.00	0.00	0.16	SHOPP	2016	No	No	No	No	41%	7,397,000	3,002,000	70,000	1,380,000	40,000	1,512,000	0	586,321	01/08/18	07/15/19	12/31/21	Caltrans	Caltrans	Caltrans	Caltrans
0714000310	PARTNERSHIP	LA	001	IMPROVE TRAFFIC SIGNAL ITS MNGT SYS	0.00	0.00	0.00	2.22	0.00	0.00	0.00	0.00	N/A	N/A	No	No	No	Yes	59%	5,766,000	3,406,000	1,358,000	648,000	0	1,400,000	0	1,078,729	06/26/17	05/20/19	08/26/21	Caltrans	Caltrans	Caltrans	Caltrans
0714000335	PARTNERSHIP	LA	060	WIDEN FULLERTON RD,RE-ALIGN RAMPS, PAVING,STRIPING,DRAINAGE AND LANDSCAPING.	0.00	1.01	0.00	0.00	0.01	0.69	0.00	0.00	N/A	N/A	No	No	Yes	No								0	428,318	10/01/19	09/24/20		Industry, City of	Industry, City of	Industry, City of	Industry, City of
0715000001	SHOPP	LA	138	PAVEMENT PRESERVATION	0.00	3.66	0.06	0.00	0.00	0.00	0.00	0.00	SHOPP	2016	No	Yes	Yes	No	30%	22,007,000	6,629,000	510,000	3,960,000	44,000	2,115,000	0	170,005	08/30/19	07/31/20	04/14/23	Caltrans	Caltrans	Caltrans	Caltrans
0715000004	SHOPP	LA	118	ROADSIDE SAFETY IMPROVEMENTS	0.00	3.01	0.02	0.19	0.00	0.28	0.00	0.03	SHOPP	2016	No	Yes	Yes	No	108%	2,654,000	2,862,000	538,000	1,750,000	26,000	548,000	0	235,164	05/20/19	04/01/21	04/01/23	Caltrans	Caltrans	Caltrans	Caltrans
0715000005	SHOPP	LA	210	ROADSIDE SAFETY IMPROVEMENTS	0.00	2.17	0.01	0.00	0.00	0.01	0.00	0.00	SHOPP	2016	No	No	No	No	78%	2,970,000	2,311,000	429,000	1,329,000	5,000	548,000	0	47,379	05/04/20	05/02/22	07/09/24	Caltrans	Caltrans	Caltrans	Caltrans
0715000006	LA	LA	014	ROADSIDE SAFETY IMPROVEMENTS	0.00	2.44	0.01	0.00	0.00	0.06	0.00	0.00	SHOPP	2016	No	No	No	No	54%	2,808,000	1,512,000	530,000	429,000	5,000	548,000	0	85,199	07/01/20	12/31/21	07/01/24	Caltrans	Caltrans	Caltrans	Caltrans
0715000007	LA	LA	014	ROADSIDE SAFETY IMPROVEMENTS	0.00	2.84	0.01	0.00	0.00	0.24	0.00	0.00	SHOPP	2016	No	Yes	Yes	No	54%	2,552,000	1,378,000	396,000	429,000	5,000	548,000	0	208,470	11/01/19	12/01/20	07/01/23	Caltrans	Caltrans	Caltrans	Caltrans
0715000009	SHOPP	VEN	101	STORMWATER SOURCE CONTROL	0.00	4.00	0.02	0.03	0.00	0.17	0.00	0.00	SHOPP	2016	No	Yes	Yes	No	127%	1,823,000	2,324,000	394,000	1,573,000	32,000	325,000	0	242,363	06/19/19	05/11/23	07/30/25	Caltrans	Caltrans	Caltrans	Caltrans
0715000010	SHOPP	LA	101	STABILIZE SOIL AND EROSION CONTROL	0.00	3.34	0.06	0.00	0.00	0.07	0.00	0.00	SHOPP	2016	No	No	No	No	53%	3,525,000	1,859,000	820,000	440,000	19,000	580,000	0	200,467	01/01/20	01/01/24	04/01/26	Caltrans	Caltrans	Caltrans	Caltrans
0715000011	SHOPP	LA	134	STORMWATER SOURCE CONTROL	0.00	2.82	0.01	0.00	0.00	0.01	0.00	0.00	SHOPP	2016	No	No	No	No	54%	2,297,000	1,247,000	530,000	300,000	7,000	410,000	0	118,599	09/01/20	08/30/24	12/01/26	Caltrans	Caltrans	Caltrans	Caltrans
0715000012	SHOPP	VEN	126	STORMWATER SOURCE CONTROL	0.00	3.02	0.23	0.00	0.00	0.18	0.00	0.00	SHOPP	2016	No	Yes	Yes	No	111%	2,431,000	2,692,000	498,000	1,662,000	107,000	425,000	0	267,137	07/08/19	05/01/23	07/01/25	Caltrans	Caltrans	Caltrans	Caltrans
0715000013	SHOPP	LA	134	PAVEMENT PRESERVATION	0.00	7.15	0.22	1.01	0.00	1.65	0.00	0.06	SHOPP	2016	No	Yes	Yes	No	35%	34,410,000	12,113,000	1,380,000	4,744,000	254,000	5,735,000	0	664,847	05/23/19	08/10/21	03/11/24	Caltrans	Caltrans	Caltrans	Caltrans
0715000014	SHOPP	LA	107	PAVEMENT REHABILITATION	0.00	3.68	0.10	0.00	0.00	0.17	0.00	0.00	SHOPP	2016	No	Yes	Yes	No	48%	10,900,000	5,284,000	351,000	2,989,000	200,000	1,744,000	0	551,435	10/01/19	08/31/21	08/23/24	Caltrans	Caltrans	Caltrans	Caltrans
0715000016	SHOPP	LA	605	UPGRADE TRANSPORTATION MGMT SYSTEM	0.00	4.98	0.07	0.00	0.00	0.06	0.00	0.00	SHOPP	2016	No	Yes	Yes	No	50%	10,562,000	5,251,000	20,000	3,489,000	4,000	1,738,000	0	228,264	02/27/20	06/30/21	01/15/25	Caltrans	Caltrans	Caltrans	Caltrans
0715000051	SHOPP	LA	110	UPGRADE EXISTING TRAFFIC MANAGEMENT COMMUNICATION SYSTEM	0.03	7.00	0.12	0.00	0.00	0.76	0.00	0.00	SHOPP	2016	No	Yes	Yes	No	38%	29,702,000	11,215,000	115,000	5,900,000	200,000	5,000,000	0	57,096	08/15/19	07/30/21	05/23/23	Caltrans	Caltrans	Caltrans	Caltrans
0715000063	SHOPP	LA	014	STORM WATER MITIGATION	0.00	0.87	0.12	3.72	0.00	0.12	0.00	0.17	SHOPP	2016	No	No	No	No	73%	14,519,000	10,539,000	1,310,000	6,650,000	479,000	2,100,000	0	1,345,149	11/14/18	03/06/20	09/19/23	Caltrans	Caltrans	Caltrans	Caltrans
0715000064	SHOPP	VEN	126	STORM WATER MITIGATION	0.00	0.00	0.02	3.01	0.00	0.00	0.00	0.12	SHOPP	2016	No	No	No	No	98%	8,171,000	7,993,000	827,000	4,000,000	100,000	3,066,000	0	1,851,216	02/02/18	07/30/19	10/01/21	Caltrans	Caltrans	Caltrans	Caltrans
0715000065	SHOPP	LA	005	STORM WATER QUALITY MANAGEMENT	0.00	0.28	0.08	3.26	0.00	0.13	0.00	0.20	SHOPP	2016	No	No	No	No	49%	11,043,000	5,395,000	1,545,000	2,150,000	200,000	1,500,000	0	1,652,682	10/23/18	02/28/20	05/23/23	Caltrans	Caltrans	Caltrans	Caltrans
0715000066	SHOPP	VEN	126	INSTALLATION OF 21 BMP DEVICES	0.00	1.04	0.00	1.60	0.00	0.12	0.00	0.02	SHOPP	2016	No	No	No	No	131%	4,954,000	6,489,000	714,000	4,285,000	40,000	1,450,000	0	702,260	01/03/19	06/30/20	10/17/24	Caltrans	Caltrans	Caltrans	Caltrans
0715000067	SHOPP	LA	005	STORM WATER QUALITY MANAGEMENT	0.00	0.29	0.08	2.88	0.00	0.13	0.00	0.19	SHOPP	2016	No	No	No	No	53%	9,008,000	4,808,000	1,498,000	2,100,000	110,000	1,100,000	0	1,612,907	11/28/18	04/01/20	10/14/22	Caltrans	Caltrans	Caltrans	Caltrans
0715000069	SHOPP	LA	014	STORM WATER MITIGATION	0.00	0.37	0.06	1.59	0.00	0.06	0.00	0.06	SHOPP	2016	No	No	No	No	62%	8,744,000	5,427,000	1,641,000	2,351,000	75,000	1,360,000	0	1,635,058	11/14/18	02/10/20	02/28/23	Caltrans	Caltrans	Caltrans	Caltrans
0715000075	PARTNERSHIP	LA	060	ADD WB AUXILIARY LANE, WIDEN GRAND AVE OFF-RAMP	0.00	0.00	0.00	3.31	0.00	0.00	0.00	0.38	N/A	N/A	No	No	No	No	39%	26,301,000	10,282,000	0	232,000	50,000	10,000,000	10,005,624	2,495,405	09/28/16	12/04/19	04/01/22	Caltrans	Caltrans	Caltrans	Caltrans
0715000076	SB1 TCEA PA	LA	057	RECONSTRUCT GRAND AVE OC, RECONSTRUCT NB SR-57 CONNECTOR TO EB SR-60, CONSTRUCT EB SR-60 BY PASS OFF-RAMP TO GRAND AVE, CONSTRUCT EB SR-60 BYPASS, CONSTRUCT SB GRAND AVE TO EB SR-60 LOOP ON-RAMP	0.00	3.53	3.75	0.00	0.00	0.06	0.00	0.00	N/A	N/A	No	No	No	No								0	0	09/30/20	04/04/24	06/21/24	Industry, City of	Caltrans	Industry, City of	Industry, City of
0715000080	PARTNERSHIP	LA	213	INTERSECTIONS MODIFICATION	0.46	0.00	0.00	0.00	0.01	0.00	0.00	0.00	N/A	N/A	No	No	No	No								0	0	09/21/26	03/08/23	06/06/25	Caltrans	Caltrans	Caltrans	Caltrans
0715000085	SHOPP	VEN	023	INSTALL STORMWATER MITIGATION DEVICES	0.00	0.14	0.03	3.78	0.00	0.09	0.00	0.57	SHOPP	2016	No	No	No	Yes	147%	1,787,000	2,622,000	350,000	1,600,000	22,000	650,000	0	246,862	08/30/18	05/15/19	08/03/21	Caltrans	Caltrans	Caltrans	Caltrans
0715000089	SHOPP	LA	710	DRAINAGE IMPROVEMENT,CULVER REPAIR	0.00	0.58	0.05	0.00	0.00	0.01	0.00	0.00	SHOPP	2016	No	Yes	No	No	100%	1,257,000	1,258,000	310,000	649,000	94,000	205,000	0	25,497	09/21/20	02/28/22	04/29/24	Caltrans	Caltrans	Caltrans	Caltrans
0715000090	SHOPP	LA	001	DRAINAGE IMPROVEMENT,CULVER REPLACE	0.02	7.00	4.80	0.00	0.00	2.14	0.00	0.00	SHOPP	2016	No	Yes	Yes	No	73%	4,566,000	3,313,000	1,950,000	608,000	70,000	685,000	0	828,107	08/22/19	08/20/20	11/04/22	Caltrans	Caltrans	Caltrans	Caltrans
0715000092	SHOPP	LA	005	DRAINAGE REHABILITATION	0.00	0.25	0.02	0.78	0.00	0.12	0.00	0.02	SHOPP	2016	No	Yes	Yes	No	106%	1,243,000	1,320,000	300,000	700,000	20,000	300,000	0	101,622	03/25/19	03/30/20	12/10/21	Caltrans	Caltrans	Caltrans	Caltrans
0715000093	SHOPP	LA	134	DRAINAGE IMPROVEMENT,CULVER REPLACE	0.00	3.02	0.06	0.00	0.00	0.24	0.00	0.00	SHOPP	2016	No	Yes	Yes	No	73%	1,720,000	1,250,000	400,000	400,000	50,000	400,000	0	122,575	12/12/19	03/30/20	04/17/23	Caltrans	Caltrans	Caltrans	Caltrans
0715000095	SHOPP	LA	110	DRAINAGE IMPROVEMENT,CULVER REPLACEMENT	0.00	2.42	0.00	0.00	0.00	0.21	0.00	0.00	SHOPP	2016	No	Yes	Yes	No	35%	2,530,000	880,000	110,000	375,000	20,000	375,000	0	0	11/27/19	07/31/20	09/30/22	Caltrans	Caltrans	Caltrans	Caltrans
0715000116	SHOPP	LA	005	BRIDGE PAINT	0.00	0.35	0.14	0.00	0.00	0.07	0.00	0.00	SHOPP	2016	No	No	No	No	51%	7,249,000	3,700,000	500,000	1,200,000	200,000	1,800,000	0	193,675	01/17/20	05/14/21	07/14/23	Caltrans	Caltrans	Caltrans	Caltrans
0715000119	PARTNERSHIP	LA	101	CONSTRUCT COMMUTER RAIL & HIGH SPEED RAIL VIADUCT	0.00	0.13	0.00	0.00	0.00	0.00	0.00	0.00	N/A	N/A	No	No	Yes	No								0	508,655	12/31/19	10/25/23	01/13/26	Los Angeles County Metropolitan Transportation Authority	Los Angeles County Metropolitan Transportation

Attachment 1
COS Fiscal Year 2018-19 Project Workload File

EFIS ID	Project Type	CO	RTE	Work Description	DIST PAED	DIST PSE	DIST RW	DIST CON	DES PAED	DES PSE	DES RW	DES CON	Document	Document Year	PA&ED in 18/19	RTL in 18/19	RW Cert in 18/19	CCA in 18/19	Support To Capital %[2]	Total Capital Budget[1]	Total Support Budget[1]	Environmental Support Budget	Design Support Budget	Right of Way Support Budget	Construction Support Budget	Total Capital Expenditures	Total Support Expenditures	Estimated Construction Start Date[3]	Estimated Construction End Date[4]	Estimated Project End Date[5]	PAED Implementing Agency	PSE Implementing Agency	ROW Implementing Agency	CON Implementing Agency
0715000147	PARTNERSHIP	LA	105	WILLOWBROOK/ROSA PARKS GREEN LINE STATION MODERNIZATION AND ENHANCEMENT	0.17	0.20	0.26	0.00	0.00	0.01	0.00	0.00	N/A	N/A	Yes	No	No	No							0	158,039	06/01/20		06/19/23	Los Angeles County Metropolitan Transportation Authority	Los Angeles County Metropolitan Transportation Authority	Los Angeles County Metropolitan Transportation Authority	Los Angeles County Metropolitan Transportation Authority
0715000160	TCRP	LA	005	WIDEN AND REALIGN FREEWAY (SEGMENT 2)	0.00	0.00	1.07	10.57	0.00	0.00	0.00	5.86	STIP	2016	No	No	No	No	16%	319,529,000	50,453,000	0	3,075,000	0	47,378,000	367,947,602	69,830,943	07/15/16	08/22/22	08/25/25	Caltrans	Caltrans	Caltrans	Caltrans
0715000185	PARTNERSHIP	LA	213	STREET WIDENING & TRAFFIC SIGNAL MODIFICATION	0.00	0.00	0.00	0.56	0.00	0.00	0.00	0.00	N/A	N/A	No	No	No	Yes							0	169,140	05/31/18	04/30/19	07/30/21	Caltrans	Caltrans	Caltrans	Caltrans
0715000189	SHOPP	LA	010	Underground Storage Tank and Superfund Monitoring	0.02	0.00	0.00	0.47	0.00	0.00	0.00	0.00	N/A	N/A	No	No	No	No							0	0				Caltrans	Caltrans	Caltrans	Caltrans
0715000192	PARTNERSHIP PA	LA	126	HIGHWAY WIDENING	0.00	0.00	0.00	0.00	0.00	0.00	0.00	0.00	N/A	N/A	Yes	No	No	No							0	0	01/03/20	07/24/20	07/14/23	Private	Private	Private	Private
0715000194	SHOPP PA	LA	014	RECONSTRUCT PVMT STRUCTURE & RAMPS	5.42	3.44	0.30	0.00	0.79	0.43	0.00	0.00	N/A	N/A	Yes	No	No	No							0	0	02/24/21	08/23/23	05/23/25	Caltrans	Caltrans	Caltrans	Caltrans
0715000198	PARTNERSHIP	LA	014	ADD NEW ON/OFF RAMPS	0.00	0.69	0.00	0.00	0.00	0.30	0.00	0.00	N/A	N/A	No	No	No	No							0	249,650	01/06/25	07/07/23	08/10/32	Lancaster, City of	Lancaster, City of	Lancaster, City of	Lancaster, City of
0715000199	PARTNERSHIP	LA	213	RESTRIPING, TRAFFIC SIGNAL MODIFICATIONS	0.00	0.00	0.00	0.32	0.00	0.00	0.00	0.00	N/A	N/A	No	No	No	Yes							0	90,155	05/31/18	04/30/19	07/30/21	Caltrans	Caltrans	Caltrans	Caltrans
0715000209	SHOPP	LA	105	ROADSIDE SAFETY IMPROVEMENTS	0.50	2.84	0.02	0.00	0.00	0.04	0.00	0.00	SHOPP	2016	Yes	No	No	No	164%	1,301,000	2,139,000	614,000	1,250,000	25,000	250,000	0	32,656	06/05/20	06/20/22	06/14/24	Caltrans	Caltrans	Caltrans	Caltrans
0715000210	SHOPP	VEN	118	RELOCATE APPURTENANCES,ADD SLOPE/GO	0.00	3.00	0.10	0.00	0.00	0.89	0.00	0.00	SHOPP	2016	No	Yes	Yes	No	99%	3,183,000	3,157,000	710,000	1,885,000	42,000	520,000	0	390,149	10/01/19	10/01/21	12/15/23	Caltrans	Caltrans	Caltrans	Caltrans
0715000212	SHOPP	LA	001	SLOPE REPAIR	0.00	0.00	0.09	0.68	0.00	0.00	0.00	0.02	SHOPP	2014	No	No	No	No	48%	24,646,000	11,760,000	50,000	5,900,000	50,000	5,760,000	8,381,991	1,528,513	10/14/15	09/19/16	12/05/18	Caltrans	Caltrans	Caltrans	Caltrans
0715000220	SHOPP	LA	010	DECK REPLACEMENT	0.04	1.80	0.02	0.00	0.01	1.57	0.00	0.00	SHOPP	2016	Yes	No	No	No	78%	2,553,000	1,995,000	700,000	515,000	15,000	765,000	0	159,026	07/10/20	08/19/22	09/27/24	Caltrans	Caltrans	Caltrans	Caltrans
0715000227	SHOPP	LA	001	ENHANCE TUNNEL LIGHTING,INST QUEUE	0.00	0.15	0.00	0.10	0.00	1.11	0.00	0.05	SHOPP	2016	No	Yes	Yes	No	76%	4,295,000	3,245,000	400,000	2,092,000	50,000	703,000	0	212,595	06/14/19	03/30/21	01/13/23	Caltrans	Caltrans	Caltrans	Caltrans
0715000234	SHOPP	LA	014	PLACE HIGH FRICTION SURFACE TREATMENT	0.00	0.00	0.01	1.50	0.00	0.00	0.00	0.03	SHOPP	2016	No	No	No	Yes	90%	1,429,000	1,291,000	240,000	597,000	10,000	444,000	0	180,498	10/19/18	03/29/19	06/08/22	Caltrans	Caltrans	Caltrans	Caltrans
0715000236	GEOTECHNICAL BORINGS COMPLIANCE	LA	001	Identify, prioritize and execute a mitigation strategy for boreholes	0.00	0.03	0.00	0.00	0.00	2.07	0.00	0.00	N/A	N/A	No	No	No	No							0	719,917	06/09/21	06/13/23	03/05/24	Caltrans	Caltrans	Caltrans	Caltrans
0715000237	SHOPP	LA	060	OVERHEAD SIGN PANELS REPLACEMENT	0.53	1.45	0.00	0.00	0.01	0.11	0.00	0.00	SHOPP	2016	Yes	No	No	No	55%	2,680,000	1,472,000	402,000	580,000	5,000	485,000	0	25,690	01/27/21	05/20/22	07/01/26	Caltrans	Caltrans	Caltrans	Caltrans
0715000241	SHOPP	LA	105	SLOPE STABALIZATION AND STORM WATER SOURCE CONTROL	0.00	2.70	0.16	0.00	0.00	0.13	0.00	0.00	SHOPP	2016	No	Yes	Yes	No	98%	2,576,000	2,516,000	314,000	1,200,000	50,000	952,000	0	160,162	08/23/19	08/24/23	10/14/25	Caltrans	Caltrans	Caltrans	Caltrans
0715000246	SHOPP	LA	005	DRAINAGE IMPROVEMENT	0.00	1.76	0.03	0.00	0.00	0.15	0.00	0.00	SHOPP	2016	No	No	No	No	57%	3,425,000	1,940,000	360,000	650,000	30,000	900,000	0	211,910	01/03/20	11/30/21	03/01/24	Caltrans	Caltrans	Caltrans	Caltrans
0715000247	PARTNERSHIP	LA	027	STREET IMPROVEMENTS BY CITY OF LA AND WESTFIELD TOPANGA	0.00	0.02	0.02	0.15	0.00	0.00	0.00	0.00	N/A	N/A	No	No	No	No							0	488,245	01/30/19	03/30/20	12/30/21	Private	Private	Private	Private
0715000261	SHOPP	LA	001	SLOPE PAVING, DRAINAGE CORRECTIONS	0.50	4.75	0.12	0.00	0.00	0.10	0.00	0.00	SHOPP	2016	Yes	No	No	No	157%	1,630,000	2,552,000	400,000	1,310,000	70,000	772,000	0	0	03/30/20	03/30/21	03/30/22	Caltrans	Caltrans	Caltrans	Caltrans
0715000274	SB1 TCEA PA	VEN	034	CONSTRUCT GRADE SEPARATION	0.00	3.74	0.00	0.00	0.00	0.87	0.00	0.00	N/A	N/A	No	No	No	No							0	305,580	02/18/21	04/18/23	11/30/27	Oxnard, City of	Oxnard, City of	Oxnard, City of	Oxnard, City of
0715000277	SHOPP	LA	101	BRIDGE REPLACEMENT	0.07	3.74	0.76	0.00	0.00	0.77	0.00	0.00	SHOPP	2016	No	Yes	Yes	No	66%	6,795,000	4,486,000	1,503,000	1,850,000	133,000	1,000,000	0	505,293	09/19/19	07/01/20	07/01/22	Caltrans	Caltrans	Caltrans	Caltrans
0715000280	SHOPP	LA	010	CLOSURE POUR, DECK METH, POLYESTER CONC & STRUCTURAL	0.00	0.00	0.07	0.37	0.00	0.00	0.00	0.06	SHOPP	2016	No	No	No	Yes	74%	12,049,000	8,894,000	972,000	3,788,000	318,000	3,816,000	0	1,193,151	12/18/17	09/10/18	05/22/24	Caltrans	Caltrans	Caltrans	Caltrans
0715000283	SHOPP	VEN	033	STORM WATER MITIGATION FOR VENTURA RIVER	0.00	0.00	0.02	2.14	0.00	0.00	0.00	0.12	SHOPP	2014	No	No	No	Yes	83%	8,697,000	7,202,000	2,000	100,000	100,000	7,000,000	7,243,722	5,036,458	05/02/16	10/01/18	01/11/21	Caltrans	Caltrans	Caltrans	Caltrans
0715000286	SHOPP	VEN	001	ROCK SLOPE PROTECTION	0.76	2.13	0.11	0.00	0.06	2.70	0.00	0.00	SHOPP	2016	Yes	No	No	No	25%	27,945,000	7,000,000	2,400,000	1,900,000	100,000	2,600,000	327	609,353	07/16/20	07/15/21	12/06/24	Caltrans	Caltrans	Caltrans	Caltrans
0715000297	SHOPP	LA	005	HIGH FRICTION & UPGRADE LIGHTING	0.00	0.09	0.02	0.58	0.00	0.17	0.00	0.01	SHOPP	2016	No	No	No	No	79%	3,181,000	2,526,000	195,000	1,700,000	31,000	600,000	0	533,747	01/16/19	07/26/19	04/01/22	Caltrans	Caltrans	Caltrans	Caltrans
0715000303	PARTNERSHIP	LA	047	MODIFY INTERCHANGE	0.00	0.00	0.00	1.33	0.00	0.00	0.00	0.00	N/A	N/A	No	No	No	No							0	445,863		04/07/21	05/16/23	Caltrans	Caltrans	Caltrans	Alameda Transportation Corridor Agency
0715000304	PARTNERSHIP	LA	047	INTERCHANGE RECONFIGURATION	0.23	2.10	0.01	0.00	0.00	0.93	0.00	0.00	N/A	N/A	Yes	No	No	No							0	0	07/27/22	07/05/24	10/09/26	Caltrans	Caltrans	Caltrans	Caltrans
0715000332	PARTNERSHIP	LA	005	RELOCATE HOOK RAMPS	0.19	1.01	0.33	0.43	0.00	0.01	0.00	0.12	N/A	N/A	No	Yes	Yes	No							0	107,883	12/28/18	07/19/19	07/22/22	Private	Private	Private	Private
0716000001	SHOPP	LA	605	REALIGN AND WIDEN RAMP,CONSTRUCT RETAINING WALL,INSTALL CONCRETE BARRIER AND REPLACE GUARDRAIL	0.00	1.01	0.00	0.00	0.00	0.00	0.00	0.00	SHOPP	2016	No	No	No	No	103%	4,597,000	4,722,000	0	2,830,000	552,000	1,340,000	0	80,607	07/07/20	01/27/22	04/26/24	Caltrans	Caltrans	Caltrans	Caltrans
0716000016	SHOPP PA	LA	010	STRENGTHENING OF NORMANDIE AV UC	0.41	0.00	0.01	0.00	0.00	0.00	0.00	0.00	N/A	N/A	No	No	No	No							0	0	05/20/22	08/29/23	10/22/25	Caltrans	Caltrans	Caltrans	Caltrans
0716000017	SHOPP PA	LA	091	BRIDGE REHABILITATION	0.56	0.00	0.00	0.00	0.00	0.00	0.00	0.00	N/A	N/A	No	No	No	No							0	0	04/15/22	04/03/23	06/03/25	Caltrans	Caltrans	Caltrans	Caltrans
0716000020	SHOPP PA	LA	091	reduce severity collisions	0.43	0.86	0.02	0.00	0.00	0.00	0.00	0.00	N/A	N/A	Yes	No	No	No							0	0	07/30/21	09/30/22	03/29/24	Caltrans	Caltrans	Caltrans	Caltrans
0716000022	SHOPP PA	LA	005	REDUCE SEVERITY COLLISIONS	0.00	0.85	0.06	0.00	0.00	0.00	0.00	0.00	N/A	N/A	Yes	No	No	No							0	0	12/17/20	12/16/22	12/20/22	Caltrans	Caltrans	Caltrans	Caltrans
0716000024	SHOPP PA	LA	071	Construct BMPs for Stormwater Mitigation in Santa Ana River watershed	1.67	0.00	0.00	0.00	0.06	0.00	0.00	0.00	N/A	N/A	No	No	No	No							0	0	07/30/21	08/01/23	10/01/25	Caltrans	Caltrans	Caltrans	Caltrans
0716000025	SB1 RMRA	VEN	001	SUPERSTRUCTURE REHAB	0.78	1.66	0.70	0.00	0.06	1.60	0.00	0.00	SHOPP	2016	Yes	No	No	No	130%	4,548,000	5,890,000	1,200,000	2,500,000	540,000	1,650,000	0	0	08/15/22	12/29/23	12/31/24	Caltrans	Caltrans	Caltrans	Caltrans
0716000026	SHOPP PA	LA	110	ROADSIDE SAFETY	1.50	0.00	0.00	0.00	0.02	0.00	0.00	0.00	N/A	N/A	No	No	No	No							0	0	12/22/21	05/17/23	08/27/25	Caltrans	Caltrans	Caltrans	Caltrans
0716000028	SHOPP PA	LA	005	ROADSIDE SAFETY IMPROVEMENTS	1.45	0.00	0.00	0.00	0.01	0.00	0.00	0.00	N/A	N/A	No	No	No	No							0	0	08/31/21	08/31/22	10/30/24	Caltrans	Caltrans	Caltrans	Caltrans
0716000029	SHOPP PA	LA	014	ROADSIDE SAFETY IMPROVEMENTS	1.84	0.35	0.02	0.00	0.06	0.11	0.00	0.00	N/A	N/A	Yes	No	No	No							0	0	08/13/21	09/01/22	11/12/24	Caltrans	Caltrans	Caltrans	Caltrans
0716000030	SHOPP PA	LA	101	STORM WATER SOURCE CONTROL	1.60	0.00	0.00	0.00	0.00	0.00	0.00	0.00	N/A	N/A	No	No	No	No							0	0	09/09/22	01/09/26	03/01/29	Caltrans	Caltrans	Caltrans	Caltrans
0716000031	SHOPP PA	LA	405	STORM WATER SOURCE CONTROL	1.41	0.30	0.00	0.00	0.00	0.00	0.00	0.00	N/A	N/A	No	No	No	No							0	0	08/13/21	08/15/25	08/16/27	Caltrans	Caltrans	Caltrans	Caltrans
0716000033	SB1 RMRA	LA	605	PAVEMENT REHABILITATION	1.85	0.74	0.03	0.00	0.05	0.20	0.00	0.00	SHOPP	2016	Yes	No	No	No	36%	99,835,000	36,020,000	1,960,000	9,290,000	150,000	24,620,000	0	0	11/15/22	02/14/25	04/30/27	Caltrans	Caltrans	Caltrans	Caltrans
0716000040	SHOPP PA	LA	060	Construct BMPs for Stormwater Mitigation	1.07	0.00	0.00	0.00	0.00	0.00	0.00	0.00	N/A	N/A	No	No	No	No							0	0	10/08/21	04/14/23	08/29/25	Caltrans	Caltrans	Caltrans	Caltrans
0716000042	SHOPP PA	LA	164	UPGRADE ADA RAMPS & ACCESSIBILITY	1.88	0.00	0.00	0.00	0.03	0.00	0.00	0.00	N/A	N/A	No	No	No	No							0	0	04/25/22	03/29/24	12/23/25	Caltrans	Caltrans	Caltrans	Caltrans
0716000044	SB1 RMRA	LA	405	PSR - BRIDGE	2.69	0.00	0.00	0.00	0.00	2.36	0.00	0.00	SHOPP	2016	No	No	No	No	94%	16,085,000	15,120,000	2,140,000	6,840,000	300,000	5,840,000	0	0	11/04/22	11/05/24	02/26/27	Caltrans	Caltrans	Caltrans	Caltrans
0716000048	SHOPP PA	LA	605	Constructing BMPs to meet TMDL requirements of LARWQCB	4.07	0.00	0.00	0.00	1.16	0.00	0.00	0.00	N/A	N/A	No	No	No	No							0	0	08/31/22	08/30/24	12/31/26	Caltrans	Caltrans	Caltrans	Caltrans
0716000049	SB1 RMRA	LA	001	COLD PLANE AND OVERLAY ASPHALT CONCRETE PAVEMENT, INSTALL CURB RAMPS	4.09	0.00	0.00	0.00	0.01	0.00	0.00	0.00	SHOPP	2016	No	No	No	No							0	0	11/04/22	12/08/23	12/31/25	Caltrans	Caltrans	Caltrans	Caltrans
0716000052	SHOPP PA	LA	405	ROADSIDE SAFETY IMPROVEMENTS	0.06	0.00	0.00	0.00	0.00	0.00	0.00	0.00	N/A	N/A	No	No	No	No							0	0	09/07/23	10/06/25	10/31/25	Caltrans	Caltrans	Caltrans	Caltrans
0716000053	SHOPP PA	LA	118	Storm Water Mitigation - TMDL	1.05	0.00	0.00	0.00	0.00	0.93	0.00	0.00	N/A	N/A	No	No	No	No							0	0	06/24/22	12/15/23	02/20/26	Caltrans	Caltrans	Caltrans	Caltrans
0716000054	SHOPP PA	LA	110	Bridge Rail Upgrade	0.50	0.00	0.00	0.00	0.00	0.00	0.00	0.00	N/A	N/A	No	No	No	No							0	0	05/26/21	05/25/22	07/24/24	Caltrans	Caltrans	Caltrans	Caltrans
0716000055	SHOPP PA	LA	134	Arroyo Seco Bridge Rail Upgrade 53-0166	2.71	0.00	0.00	0.00	0.35	0.00	0.00	0.00	N/A	N/A	No	No	No	No							0	0	02/25/22	10/01/24	03/03/27	Caltrans	Caltrans	Caltrans	Caltrans
0716000056	SHOPP PA	LA	103	Union Pacific OH 53-2626 Deck Rehabilitation	0.23	0.00	0.00	0.00	0.00	0.00	0.00	0.00	N/A	N/A	No	No	No	No							0	0	03/01/22	01/02/24	02/20/26	Caltrans	Caltrans	Caltrans	Caltrans
0716000057	SHOPP PA	LA	210	PSR - TMDL	4.01	0.00	0.00	0.00	1.65	0.00	0.00	0.00	N/A	N/A	No	No	No	No							0	0	05/16/22	02/29/24	05/15/26	Caltrans	Caltrans	Caltrans	Caltrans
0716000059	SHOPP PA	LA	027	Overlay AC	0.82	0.00	0.00	0.00	0.00	0.00	0.00	0.00	N/A	N/A	No	No	No	No							0	0	07/01/22	01/05/24	07/01/27	Caltrans	Caltrans	Caltrans	Caltrans
0716000060	SB1 RMRA	VEN	033	Structure Painting	0.18	0.08	0.00	0.00	0.00	0.00	0.00	0.00	SHOPP	2016	Yes	No	No	No	313%	690,000	2,160,000	640,000	850,000	50,000	620,000	0	0	06/02/22	09/29/23	08/31/26	Caltrans	Caltrans	Caltrans	Caltrans
0716000061	SHOPP PA	LA	210	PSR-TMDL	4.73	0.00	0.00	0.00	1.54	0.00	0.00	0.00	N/A	N/A	No	No	No	No							0	0	04/15/22	01/30/24	04/15/26	Caltrans	Caltrans	Caltrans	Caltrans
0716000062	SHOPP PA	VEN	033	Upgrade ADA ramps and accessibility	0.51	0.00	0.00	0.00	0.00	0.00	0.00	0.00	N/A	N/A	No	No	No	No							0	0	07/15/22	07/15/24	11/13/26	Caltrans	Caltrans	Caltrans	Caltrans
0716000063	SHOPP PA	LA	060	Construct BMPs for stormwater mitigation, Santa Ana River Watershed	3.61	0.00	0.00	0.00	0.65	0.00	0.00	0.00	N/A	N/A	No	No	No	No							0	0	08/13/21	07/03/23	09/26/25	Caltrans	Caltrans	Caltrans	Caltrans
0716000064	SB1 RMRA	LA	005	LANE REPLACEMENT	0.18	10.00	0.36	0.00	0.00	1.25	0.00	0.00	SHOPP	2016	Yes	No	No	No	31%	43,330,000	13,550,000	100,000	6,000,000	250,000	7,200,000	0	0	02/26/21	07/28/23	01/24/24	Caltrans	Caltrans	Caltrans	Caltrans
0716000067	SHOPP PA	VEN	001	CENTRAL WATERSHED, AT VEN 101 (PM 22.0-43.6), VEN-1 (PM 0.0-28.5), VEN-34 (PM 4.3-17.7) AND VEN-150	3.34	0.00	0.00	0.00	1.76	0.00	0.00	0.00	N/A	N/A	No	No	No	No							0	0	07/05/22	12/30/24	07/28/27	Caltrans	Caltrans	Caltrans	Caltrans
0716000069	SHOPP PA	VEN	150	Cold plane and Overlay AC pavement	1.04	0.00	0.00	0.00	0.00	0.00	0.00	0.00	N/A	N/A	No	No	No	No							0	0	04/08/21	07/08/22	09/09/24	Caltrans	Caltrans	Caltrans	Caltrans
0716000072	SHOPP PA	VEN	001	COLD PLANE AND OVERLAY AC PAVEMENT	0.16	0.00	0.00	0.00	0.01	0.00	0.00	0.00	N/A	N/A	No	No	No	No							0	0	08/05/22	12/13/24	03/15/27	Caltrans	Caltrans	Caltrans	Caltrans
0716000077	SHOPP PA	LA	022	Cold Plane and AC Overlay	1.58	0.00	0.00	0.00	0.01	0.00	0.00	0.00	N/A	N/A	No	No	No	No							0	0	09/03/21	06/30/23	09/05/25	Caltrans	Caltrans	Caltrans	Caltrans
0716000078	SHOPP PA	LA	057	ROADSIDE SAFETY IMPROVEMENTS	0.66	0.00	0.00	0.00	0.00	0.00	0.00	0.00	N/A	N/A	No	No	No	No							0	0	09/15/22	04/12/24	12/22/25	Caltrans	Caltrans	Caltrans	Caltrans
0716000079	SHOPP PA	LA	005	Repair/upgrade pump stations	0.69	0.00	0.00	0.00	0.00	0.00	0.00	0.00	N/A	N/A	No	No	No	No							0	0	11/30/21	09/30/22	11/27/24	Caltrans	Caltrans	Caltrans	Caltrans
0716000080	SHOPP PA	LA	060	Construct BMPs for Stormwater Mitigation	1.11	0.00	0.00	0.00	0.00	0.00	0.00	0.00	N/A	N/A	Yes	No	No	No							0	0	01/14/21	07/15/22	09/27/24	Caltrans	Caltrans	Caltrans	Caltrans
0716000082	SHOPP PA	LA	210	Hinge and Diaphragm Repairs	2.11	0.00	0.00	0.00	0.07	0.00	0.00	0.00	N/A	N/A	No	No	No	No							0	0	10/28/21	04/28/23	06/30/25	Caltrans	Caltrans	Caltrans	Caltrans
0716000083	SHOPP PA	LA	118	Stormwater Mitigation	2.73	0.00	0.00	0.00	0.00	0.00	0.00	0.00	N/A	N/A	No	No	No	No							0	0	09/01/21	07/03/23	07/01/27	Caltrans	Caltrans	Caltrans	Caltrans
0716000085	SB1 RMRA	LA	605	Slab Replacement and Shoulder Resurfacing	0.27	6.93	0.08	0.00	0.00	0.00	0.00	0.00	SHOPP	2016	Yes	No	No	No	76%	19,131,000	14,611,000	1,375,000	6,856,000	138,000	6,242,000	0	0	09/06/22	09/06/22	07/09/25	Caltrans	Caltrans	Caltrans	Caltrans
0716000086	SHOPP PA	VEN	101	Roadside Safety Improvements	2.08	0.00	0.00	0.00	0.07	0.00	0.00	0.00	N/A	N/A	No	No	No	No							0	0	07/01/21	08/01/22	10/01/24	Caltrans	Caltrans	Caltrans	Caltrans
0716000089	SHOPP	LA	005	CONSTRUCT SOUTHERN REGIONAL EQUIPMENT REPAIR SHOP	0.00	0.87	0.00	3.84	0.00	0.54	0.00	7.41	SHOPP	2016	No	No	No	No	68%	23,450,000	15,871,000	460,000	9,200,000	460,000	5,751,000	0	2,470,957	02/11/19	10/30/19	10/29/21	Caltrans	Caltrans	Caltrans	Caltrans
0716000090	SB1 RMRA	LA	001	COLD PLAN AND OVERLAY ASPHALT CONCRETE PAVEMENT, INSTALL CURB RAMPS	5.59	3.35	0.00	0.00	0.04	0.02	0.00	0.00	SHOPP	2016	No	No	No	No							0	0	12/01/22	12/08/23	12/31/25	Caltrans	Caltrans	Caltrans	Caltrans
0716000091	SHOPP PA	LA	005	SEISMIC RETROFIT	2.47	0.00	0.00	0.00	0.13	0.00	0.00	0.00	N/A	N/A	No	No	No	No							0	0	01/05/22	12/15/22	02/20/25	Caltrans	Caltrans	Caltrans	Caltrans
0716000112	SHOPP	LA	047	STORM DAMAGE REPAIR AND RESTORE SLOPE STABILITY	0.00	0.00	0.02	1.72	0.00	0.00	0.00	0.81	SHOPP	2016	No	No	No	No	101%	1,618,000	1,634,000	110,000	664,000	20,000	840,000	0	617,488	07/05/18	08/06/19	07/14/22	Caltrans	Caltrans	Caltrans	Caltrans
0716000113	SHOPP PA	LA	039	SR 138 PM 70.28 53-2174 (California Aqueduct) STRAIN--- Seismic Retrofiting	0.48	0.00	0.00	0.00	0.00	0.00	0.00	0.00	N/A	N/A	No	No	No	No							0	0	06/10/22	05/10/24	07/10/26	Caltrans	Caltrans	Caltrans	Caltrans
0716000114	PARTNERSHIP	LA	072	INTERSECTION IMPROVEMENT	0.00	0.04	0.00	0.00	0.00	0.00	0.00	0.00	N/A	N/A	No	Yes	No	No							0	41,718	04/07/22	12/05/23	03/30/26	Whittier, City of	Whittier, City of	Whittier, City of	Whittier, City of
0716000115	PARTNERSHIP	LA	072	INTERSECTION IMPROVEMENT	0.00	0.04	0.00	0.00	0.00	0.00	0.00	0.00	N/A	N/A	No	No	No	No							0	41,725	01/14/25	11/02/23	02/27/26	Whittier, City of	Whittier, City of	Whittier, City of	Whittier, City of
0716000116	PARTNERSHIP	LA	072	INTERSECTION IMPROVEMENT	0.01	0.01	0.00	0.00	0.00	0.00	0.00	0.00	N/A	N/A	Yes	No	No	No							0	28,510	08/25/25	08/18/23	11/26/25	Whittier, City of	Whittier, City of	Whittier, City of	Whittier, City of

Attachment 1
COS Fiscal Year 2018-19 Project Workload File

EFIS ID	Project Type	CO	RTE	Work Description	DIST PAED	DIST PSE	DIST RW	DIST CON	DES PAED	DES PSE	DES RW	DES CON	Document	Document Year	PA&ED in 18/19	RTL in 18/19	RW Cert in 18/19	CCA in 18/19	Support To Capital %[2]	Total Capital Budget[1]	Total Support Budget[1]	Environmental Support Budget	Design Support Budget	Right of Way Support Budget	Construction Support Budget	Total Capital Expenditures	Total Support Expenditures	Estimated Construction Start Date[3]	Estimated Construction End Date[4]	Estimated Project End Date[5]	PAED Implementing Agency	PSE Implementing Agency	ROW Implementing Agency	CON Implementing Agency
0716000117	SHOPP	LA	110	SR-110 BETWEEN AVENUE 60 AND AVENUE 64 PLACE HIGH FRICTION SURFACE TREATMENT (HFST)	0.00	1.67	0.02	0.00	0.00	0.16	0.00	0.00	SHOPP	2016	Yes	Yes	Yes	No								0	0	10/01/19	03/16/20	07/01/22	Caltrans	Caltrans	Caltrans	Caltrans
0716000119	SHOPP PA	LA	210	Americans with Disability (ADA) Curb Ramp	2.15	0.00	0.00	0.00	0.08	0.00	0.00	0.00	N/A	N/A	No	No	No	No								0	0	11/27/23	12/19/25	06/01/27	Caltrans	Caltrans	Caltrans	Caltrans
0716000120	SB1 RMRA	LA	060	Upgrade Transportation Management System	0.07	0.41	0.00	0.00	0.00	0.00	0.00	0.00	SHOPP	2016	No	No	No	No	37%	6,827,000	2,553,000	30,000	1,028,000	45,000	1,450,000	0	0	08/19/21	09/18/25	12/08/26	Caltrans	Caltrans	Caltrans	Caltrans
0716000121	SB1 RMRA	LA	010	for Connected Corridor	0.00	0.75	0.05	0.00	0.00	0.00	0.00	0.00	SHOPP	2016	Yes	No	No	No	40%	17,591,000	7,025,000	539,000	3,159,000	43,000	3,284,000	0	0	05/21/21	04/24/23	12/03/25	Caltrans	Caltrans	Caltrans	Caltrans
0716000126	SHOPP PA	LA	103	At Route 103 at the NB Off Ramp to Henry Ford Ave. Drainage improvement and Pump Station upgrade	1.58	0.00	0.00	0.00	0.47	0.00	0.00	0.00	N/A	N/A	No	No	No	No								0	0	09/24/21	03/18/22	03/15/24	Caltrans	Caltrans	Caltrans	Caltrans
0716000128	REAL PROPERTY SERVICES	LA	710	RESOURCES ARE NEEDED TO COMPLETE THE PHASE 1 SALES OF 42 PROPERTIES	0.00	0.00	3.10	0.00	0.00	0.00	0.00	0.00	N/A	N/A	Yes	No	No	No								0	2,265,973	05/12/25	06/10/27	02/03/34	Caltrans	Caltrans	Caltrans	Caltrans
0716000132	SHOPP PA	LA	039	UPGRADE MBGR	0.57	0.77	0.06	0.00	0.00	0.21	0.00	0.00	N/A	N/A	Yes	No	No	No								0	0	01/18/22	02/06/23	11/07/24	Caltrans	Caltrans	Caltrans	Caltrans
0716000144	SHOPP	LA	110	INSTALL CONCRETE BARRIER, LIGHTING, MBRG/REMOVE RAISED ISLAND	0.00	0.00	0.00	2.73	0.00	0.00	0.00	0.37	SHOPP	2016	No	No	No	No	6%	19,060,000	1,176,000	0	0	0	1,176,000	0	2,238,823	03/15/18	09/05/19	02/01/22	Caltrans	Caltrans	Caltrans	Caltrans
0716000175	SHOPP PA	LA	010	CONSTRUCT BRIDGE CLOSURE POUR	0.59	0.00	0.00	0.00	0.00	0.00	0.00	0.00	N/A	N/A	No	No	No	No								0	0	11/25/22	10/31/24	01/29/27	Caltrans	Caltrans	Caltrans	Caltrans
0716000178	SHOPP PA	LA	210	Construct BMPs for Storm Water Mitigation	0.87	0.00	0.00	0.00	0.04	0.00	0.00	0.00	N/A	N/A	No	No	No	No								0	0	03/15/22	12/29/23	03/16/26	Caltrans	Caltrans	Caltrans	Caltrans
0716000180	SHOPP PA	LA	105	Remove and install a new type of joint assemblies at joint locations of the central rail with drain	0.39	0.00	0.00	0.00	0.00	0.00	0.00	0.00	N/A	N/A	No	No	No	No								0	0	04/30/21	04/28/23	06/30/25	Caltrans	Caltrans	Caltrans	Caltrans
0716000182	SB1 RMRA	LA	010	PIR - BRIDGE	0.39	0.00	0.00	0.00	0.02	0.00	0.00	0.00	SHOPP	2016	Yes	No	No	No	75%	1,642,000	1,238,000	141,000	550,000	25,000	522,000	0	0	09/23/22	10/30/24	04/30/26	Caltrans	Caltrans	Caltrans	Caltrans
0716000183	SHOPP PA	LA	005	CHANGING WEIGH STATION TRAILER	0.81	0.00	0.00	0.00	0.08	0.00	0.00	0.00	N/A	N/A	No	No	No	No								0	0	05/14/21	12/15/21	06/15/23	Caltrans	Caltrans	Caltrans	Caltrans
0716000188	PARTNERSHIP	LA	014	Interchange Improvement	0.11	0.01	0.00	0.00	0.00	0.00	0.00	0.00	N/A	N/A	Yes	No	No	No								0	0	01/06/26	02/04/28	07/21/27	Lancaster, City of	Lancaster, City of	Lancaster, City of	Lancaster, City of
0716000190	PARTNERSHIP PA	LA	210	INSTALL TRANSPORTATION MANAGEMENT SYSTEM	0.00	0.24	0.00	0.60	0.00	0.00	0.00	0.00	N/A	N/A	No	Yes	Yes	Yes								0	0	04/03/19	10/19/18	10/15/21	Caltrans	Caltrans	Caltrans	Caltrans
0716000191	PARTNERSHIP	LA	210	CONSTRUCT SOUNDWALL	0.00	0.55	0.00	0.00	0.00	0.03	0.00	0.00	N/A	N/A	No	No	No	No								0	122,115	10/17/19	05/13/20	10/03/22	Lancaster, City of	Lancaster, City of	Lancaster, City of	Lancaster, City of
0716000203	SHOPP PA	LA	101	Roadside Safety Improvements	0.28	0.00	0.00	0.00	0.00	0.00	0.00	0.00	N/A	N/A	No	No	No	No								0	0	08/01/22	04/01/24	06/01/26	Caltrans	Caltrans	Caltrans	Caltrans
0716000204	SHOPP PA	LA	170	Roadside Safety Improvements	2.13	0.00	0.00	0.00	0.00	0.00	0.00	0.00	N/A	N/A	No	No	No	No								0	0	08/01/22	05/31/24	08/03/26	Caltrans	Caltrans	Caltrans	Caltrans
0716000206	SHOPP PA	LA	110	OVERHEAD GUIDE SIGNS & LIGHTING REHABILITATION	1.66	0.00	0.01	0.00	0.05	0.00	0.00	0.00	N/A	N/A	No	No	No	No								0	0	10/26/21	10/25/23	05/27/26	Caltrans	Caltrans	Caltrans	Caltrans
0716000208	PARTNERSHIP	LA	605	Mainline, ramp, and freeway to freeway connector improvement.	3.74	0.00	0.00	0.00	0.45	0.00	0.00	0.00	N/A	N/A	No	No	No	No								0	451,358	10/06/25	06/21/27	12/07/29	Los Angeles County Metropolitan Transportation Authority	Los Angeles County Metropolitan Transportation Authority	Los Angeles County Metropolitan Transportation Authority	Los Angeles County Metropolitan Transportation Authority
0716000212	SHOPP	LA	001	MODIFY SIGNALS	0.00	0.11	0.10	0.38	0.00	0.07	0.00	0.52	SHOPP	2016	No	No	No	No	152%	651,000	990,000	0	670,000	120,000	200,000	0	193,357	10/18/18	07/09/19	01/20/22	Caltrans	Caltrans	Caltrans	Caltrans
0716000213	SHOPP PA	LA	010	REPLACE CONCRETE BARRIER WITH TRANSITION TO SIGN STRUCTURE ALONG THE HOT LANES.	2.08	0.00	0.00	0.00	0.02	0.00	0.00	0.00	N/A	N/A	No	No	No	No								0	0	08/01/22	01/31/24	04/01/26	Caltrans	Caltrans	Caltrans	Caltrans
0716000214	SHOPP PA	LA	710	narrow area paving; MVP; Access gates; Access roads;RICS	0.67	0.00	0.00	0.00	0.00	0.00	0.00	0.00	N/A	N/A	No	No	No	No								0	0	07/11/23	07/09/25	11/26/25	Caltrans	Caltrans	Caltrans	Caltrans
0716000215	HIGH SPEED RAIL	LA	005	downtown LA and ends at or near Bob Hope Airport in Burbank.Rail interfaces with State Highway Syst	2.68	0.00	0.00	0.00	0.25	0.00	0.00	0.00	N/A	N/A	No	No	Yes	No								0	0	03/03/22	03/01/24	05/01/26	Caltrans	Caltrans	Caltrans	Caltrans
0716000217	SHOPP PA	LA	210	ROADSIDE REHABILITATION	1.52	0.00	0.00	0.00	0.01	0.00	0.00	0.00	N/A	N/A	No	No	No	No								0	0	08/20/21	08/29/25	11/01/27	Caltrans	Caltrans	Caltrans	Caltrans
0716000220	SHOPP PA	VEN	101	CONC SLAB REPLACEMENT AND GRIND, PAVE AND RESURFACE HMA, REPLACE RECCESS MARKERS	0.00	2.00	0.04	0.00	0.00	0.01	0.00	0.00	N/A	N/A	No	No	No	No								0	0	03/10/21	09/30/21	12/01/23	Caltrans	Caltrans	Caltrans	Caltrans
0716000225	SHOPP PA	VEN	101	Upgrade MBGR and End Treatments	0.15	0.00	0.00	0.00	0.00	0.00	0.00	0.00	N/A	N/A	No	No	No	No								0	0	10/15/21	04/07/23	06/20/25	Caltrans	Caltrans	Caltrans	Caltrans
0716000226	SHOPP	VEN	126	Off-site Environmental mitigation work on Hansen parcel along VEN-126	0.00	0.00	0.00	0.03	0.00	0.00	0.00	0.00	STIP	2016	No	No	No	No	10%	7,088,000	737,000	0	0	0	737,000	3,417,379	18,179		01/03/28	03/05/30	Caltrans	Caltrans	Caltrans	Caltrans
0716000229	PARTNERSHIP	LA	210	GOLD LINE FOOTHILL EXTENSION	0.00	0.08	0.00	0.00	0.00	0.03	0.00	0.00	N/A	N/A	No	No	No	No								0	174,778	11/04/20	12/30/22	03/03/25	Pasadena Metro Blue Line Construction Authority	Pasadena Metro Blue Line Construction Authority	Pasadena Metro Blue Line Construction Authority	Pasadena Metro Blue Line Construction Authority
0716000231	SHOPP	LA	110	ARROYO SECO PARKWAY SAFETY AND OPERATIONAL ENHANCEMENT	1.44	2.77	2.76	0.00	0.00	0.00	0.00	0.00	SHOPP	2016	Yes	No	No	No	44%	30,266,000	13,278,000	2,835,000	3,735,000	1,318,000	5,390,000	0	0	02/26/21	08/10/22	10/10/24	Caltrans	Caltrans	Caltrans	Caltrans
0716000233	SHOPP	LA	110	Apply High Friction Bauxite Surface Treatment (HFBST), install high visibility thermoplastic lane and edge lines and upgrade guardrail to current standards.	0.00	2.37	0.03	0.00	0.00	0.08	0.00	0.00	SHOPP	2016	No	Yes	Yes	No	128%	1,595,000	2,048,000	721,000	558,000	13,000	756,000	0	128,737	10/16/19	03/20/20	12/15/22	Caltrans	Caltrans	Caltrans	Caltrans
0716000234	SHOPP	LA	001	INSTALL NEW TRAFFIC AND AUDIBLE PEDESTRIAN SIGNALS, AND ENHANCE LIGHTING	0.00	0.12	0.25	1.50	0.00	0.09	0.00	0.05	SHOPP	2016	No	No	No	No	199%	885,000	1,758,000	0	1,132,000	356,000	270,000	0	262,732	11/30/18	12/31/19	02/28/22	Caltrans	Caltrans	Caltrans	Caltrans
0716000252	SHOPP PA	LA	710	EROSION CONTROL	0.81	0.00	0.00	0.00	0.01	0.00	0.00	0.00	N/A	N/A	No	No	No	No								0	0	12/11/23	06/01/26	08/01/28	Caltrans	Caltrans	Caltrans	Caltrans
0716000254	SHOPP PA	LA	405	EROSION CONTROL	0.60	0.00	0.00	0.00	0.00	0.00	0.00	0.00	N/A	N/A	No	No	No	No								0	0	11/01/22	10/30/26	12/29/28	Caltrans	Caltrans	Caltrans	Caltrans
0716000257	SHOPP PA	VEN	033	CONSTRUCT CONCRETE BARRIER; INVESTIGATE ROADWAY FLOODING	1.45	0.00	0.00	0.00	0.27	0.00	0.00	0.00	N/A	N/A	No	No	No	No								0	0	07/08/22	09/29/23	01/30/26	Caltrans	Caltrans	Caltrans	Caltrans
0716000270	SHOPP PA	LA	002	Install and upgrade MBGR	0.36	0.00	0.00	0.00	0.00	0.00	0.00	0.00	N/A	N/A	No	No	No	No								0	0	09/28/21	09/29/23	11/26/25	Caltrans	Caltrans	Caltrans	Caltrans
0716000284	PARTNERSHIP	LA	091	OPERATIONS AND CAPACITY IMPROVEMENT	1.39	0.00	0.00	0.00	0.01	0.00	0.00	0.00	N/A	N/A	Yes	No	No	No								0	369,174	08/05/22	07/03/25	12/31/27	Los Angeles County Metropolitan Transportation Authority	Los Angeles County Metropolitan Transportation Authority	Los Angeles County Metropolitan Transportation Authority	Los Angeles County Metropolitan Transportation Authority
0716000287	SHOPP PA	LA	010	Replace raised island with concrete barrier and install high mast LED lighting system	0.44	1.78	0.00	0.00	0.03	0.38	0.00	0.00	SHOPP	2016	Yes	No	No	No								0	0	10/30/20	07/01/22	10/01/24	Caltrans	Caltrans	Caltrans	Caltrans
0716000290	SHOPP	LA	005	APPLY HIGH FRICTION SURFACE TREATMENT. UPGRADE EXISTING LIGHTINGS TO LED	0.00	1.36	0.01	0.00	0.00	0.08	0.00	0.00	SHOPP	2016	No	Yes	Yes	No	83%	1,823,000	1,506,000	575,000	450,000	15,000	466,000	0	90,413	03/02/20	04/29/22	11/27/23	Caltrans	Caltrans	Caltrans	Caltrans
0716000297	SHOPP	LA	138	Upgrade traffic signal system, upgrade curb ramps as per ADA compliance and install drainage inlets.	0.44	3.57	0.13	0.00	0.00	0.01	0.00	0.00	SHOPP	2016	Yes	No	Yes	No	185%	1,170,000	2,168,000	329,000	988,000	140,000	711,000	0	0	03/11/20	09/04/20	01/24/23	Caltrans	Caltrans	Caltrans	Caltrans
0716000298	SHOPP PA	LA	005	SAFETY, MOBILITY, TSM, ROADSIDE WORKERS SAFETY	0.75	0.00	0.00	0.00	0.00	0.00	0.00	0.00	N/A	N/A	No	No	No	No								0	0	09/30/22	09/03/24	11/06/26	Caltrans	Caltrans	Caltrans	Caltrans
0716000299	SHOPP PA	LA	072	UPGRADE ADA RAMPS AND ACCESSIBILITY	3.11	0.00	0.00	0.00	0.01	0.00	0.00	0.00	N/A	N/A	No	No	No	No								0	0	11/07/22	09/05/24	10/30/26	Caltrans	Caltrans	Caltrans	Caltrans
0716000301	SHOPP PA	LA	005	Install solar energy system on roadway to provide electric power to support Rest Area	1.43	0.01	0.00	0.00	0.00	0.00	0.00	0.00	N/A	N/A	Yes	No	No	No								0	0	10/01/21	06/30/23	09/02/25	Caltrans	Caltrans	Caltrans	Caltrans
0716000306	SHOPP	LA	001	SLOPE AND SOIL STABILIZATION INSTALL MICRO-PILES AND TIE BACKS	0.00	0.00	0.18	3.83	0.00	0.00	0.00	1.78	SHOPP	2016	No	No	No	No	45%	10,128,000	4,560,000	50,000	600,000	400,000	3,510,000	3,107,222	879,876	07/20/17	08/28/19	12/30/21	Caltrans	Caltrans	Caltrans	Caltrans
0716000312	SHOPP	VEN	001	RECONSTRUCT RSP AND SEAWALL	2.12	0.00	0.00	0.00	1.20	0.00	0.00	0.00	SHOPP	2016	No	No	No	No	110%	11,541,000	12,720,000	4,600,000	3,240,000	1,000,000	3,880,000	0	0	04/01/22	04/02/24	06/17/26	Caltrans	Caltrans	Caltrans	Caltrans
0716000313	SHOPP PA	LA	002	COLD PLAN AND OVERLAY AC PAVEMENT	4.79	0.00	0.00	0.00	0.00	0.00	0.00	0.00	N/A	N/A	No	No	No	No								0	0	07/16/24	08/06/26	02/27/29	Caltrans	Caltrans	Caltrans	Caltrans
0716000316	SHOPP PA	LA	138	UPGRADE ADA RAMPS AND ACCESSIBILITY	1.44	0.00	0.00	0.00	0.00	0.00	0.00	0.00	N/A	N/A	No	No	No	No								0	0	10/17/22	03/25/24	08/03/26	Caltrans	Caltrans	Caltrans	Caltrans
0716000335	SHOPP	LA	001	PERMANENT SLOPE RESTORATION	1.45	0.00	0.00	0.00	0.30	0.00	0.00	0.00	SHOPP	2016	No	No	No	No								0	0	06/29/22	03/15/22	05/15/24	Caltrans	Caltrans	Caltrans	Caltrans
0716000346	SB1 RMRA	LA	110	INSTALL DETECTION SYSTEM	0.03	0.05	0.00	0.00	0.00	0.00	0.00	0.00	SHOPP	2016	Yes	No	No	No	39%	1,383,000	540,000	40,000	200,000	0	300,000	0	0	04/22/21	12/22/21	06/22/23	Caltrans	Caltrans	Caltrans	Caltrans
0716000355	SHOPP PA	LA	110	WIDENING OFF-RAMP	3.70	0.00	0.00	0.00	0.08	0.00	0.00	0.00	N/A	N/A	No	No	No	No								0	0	04/20/22	05/03/24	07/01/26	Caltrans	Pasadena, City of	Caltrans	Pasadena, City of
0716000363	SHOPP PA	LA	010	UPGRADE GUIDE SIGNS TO REFLECTIVE PANELS & REPLACE OVERHEAD LIGHTING	1.88	0.00	0.00	0.00	0.06	0.00	0.00	0.00	N/A	N/A	No	No	No	No								0	0	05/14/21	05/26/23	07/28/25	Caltrans	Caltrans	Caltrans	Caltrans
0716000370	PARTNERSHIP	LA	210	REPLACE EXISTING MEDIAN BARRIER	0.11	0.56	0.00	0.00	0.00	0.02	0.00	0.00	N/A	N/A	No	No	No	No								0	717,333	07/28/27	08/17/29	09/21/33	Los Angeles County Metropolitan Transportation Authority	Los Angeles County Metropolitan Transportation Authority	Los Angeles County Metropolitan Transportation Authority	Los Angeles County Metropolitan Transportation Authority
0716000375	SHOPP PA	VEN	118	Stormwater Mitigation Project	1.78	0.00	0.00	0.00	0.85	0.00	0.00	0.00	N/A	N/A	No	No	No	No								0	0	04/15/22	07/30/24	10/05/26	Caltrans	Caltrans	Caltrans	Caltrans
0716000381	PARTNERSHIP	LA	605	I-605/SR-60 INTERCHANGE IMPROVEMENTS. ADD ONE MIXED FLOW LANE IN EACH DIRECTION	3.34	0.00	0.00	0.00	0.58	0.00	0.00	0.00	N/A	N/A	No	No	No	No								0	527,584	06/25/24	01/21/25	04/20/27	Los Angeles County Metropolitan Transportation Authority	Los Angeles County Metropolitan Transportation Authority	Los Angeles County Metropolitan Transportation Authority	Los Angeles County Metropolitan Transportation Authority
0716000393	SHOPP PA	LA	605	STORM WATER MITIGATION	3.47	0.00	0.00	0.00	0.96	0.00	0.00	0.00	N/A	N/A	No	No	No	No								0	0	06/15/22	03/29/24	06/15/26	Caltrans	Caltrans	Caltrans	Caltrans
0716000398	PARTNERSHIP	LA	210	INSTALL TRANSPARENT AROUND BARRIERS	0.04	0.06	0.00	0.00	0.00	0.18	0.00	0.00	N/A	N/A	Yes	Yes	Yes	No								0	496,136	09/30/19	10/26/21	04/01/25	Caltrans	Caltrans	Caltrans	Caltrans
0716000401	SHOPP PA	LA	110	ROADSIDE SAFETY IMPROVEMENTS - SLOPE PAVING; MVPs; ACCESS GATES AND ROADS	1.65	0.00	0.00	0.00	0.02	0.00	0.00	0.00	N/A	N/A	No	No	No	No								0	0	03/30/22	07/28/23	10/03/25	Caltrans	Caltrans	Caltrans	Caltrans

Attachment 1
COS Fiscal Year 2018-19 Project Workload File

EFIS ID	Project Type	CO	RTE	Work Description	DIST PAED	DIST PSE	DIST RW	DIST CON	DES PAED	DES PSE	DES RW	DES CON	Document	Document Year	PA&ED in 18/19	RTL in 18/19	RW Cert in 18/19	CCA in 18/19	Support To Capital %[2]	Total Capital Budget[1]	Total Support Budget[1]	Environmental Support Budget	Design Support Budget	Right of Way Support Budget	Construction Support Budget	Total Capital Expenditures	Total Support Expenditures	Estimated Construction Start Date[3]	Estimated Construction End Date[4]	Estimated Project End Date[5]	PAED Implementing Agency	PSE Implementing Agency	ROW Implementing Agency	CON Implementing Agency
0717000002	REAL PROPERTY SERVICES	VAR	VAR	Excess Land Sales	0.00	0.00	15.28	0.00	0.00	0.00	0.00	0.00	N/A	N/A	No	No	No	No								0	5,652,879				Caltrans	Caltrans	Caltrans	Caltrans
0717000003	REAL PROPERTY SERVICES	VAR	VAR	Property Management	0.00	0.00	27.04	0.00	0.00	0.00	0.02	0.00	N/A	N/A	No	No	No	No								0	7,043,868				Caltrans	Caltrans	Caltrans	Caltrans
0717000014	SHOPP PA	LA	118	Reduce the frequency and duration of highway workers exposure to traffic	2.60	0.00	0.00	0.00	0.06	0.00	0.00	0.00	N/A	N/A	No	No	No	No								0	0	05/16/22	04/01/24	04/02/26	Caltrans	Caltrans	Caltrans	Caltrans
0717000022	SHOPP PA	LA	405	Modify Ramp	0.26	0.00	0.00	0.00	0.00	0.00	0.00	0.00	N/A	N/A	No	No	No	No								0	180	07/15/22	07/14/23	07/21/25	Caltrans	Caltrans	Caltrans	Caltrans
0717000036	SB1 RMRA	LA	014	REPLACE DRAINAGE SYSTEMS	0.14	5.52	0.04	0.00	0.00	0.02	0.00	0.00	SHOPP	2016	Yes	No	No	No								0	0	05/01/20	11/01/21	01/02/24	Caltrans	Caltrans	Caltrans	Caltrans
0717000052	SB1 RMRA	LA	134	UPGRADE TRANSPORTATION MANAGEMENT SYSTEM	0.60	3.51	0.53	0.00	0.01	0.11	0.00	0.00	SHOPP	2016	Yes	No	No	No	71%	7,572,000	5,401,000	454,000	2,840,000	154,000	1,953,000	0	0	08/01/22	07/01/24	09/01/26	Caltrans	Caltrans	Caltrans	Caltrans
0717000053	SB1 RMRA	LA	005	Culvert Repair	0.23	6.40	0.32	0.00	0.01	0.06	0.00	0.00	SHOPP	2016	Yes	No	No	No	351%	1,664,000	5,842,000	709,000	2,548,000	123,000	2,462,000	0	0	05/01/20	11/01/21	01/02/24	Caltrans	Caltrans	Caltrans	Caltrans
0717000054	SB1 RMRA	LA	101	UPGRADE TRANSPORTATION MANAGEMENT SYSTEM	0.60	3.47	0.42	0.00	0.01	0.10	0.00	0.00	SHOPP	2016	Yes	No	No	No	56%	9,731,000	5,471,000	438,000	3,008,000	162,000	1,863,000	0	0	08/01/22	07/01/24	09/01/26	Caltrans	Caltrans	Caltrans	Caltrans
0717000060	SB1 RMRA	LA	091	UPGRADE EXISTING TRAFFIC MANAGEMENT COMMUNICATION SYSTEM	0.00	0.53	0.30	0.00	0.00	0.01	0.00	0.00	SHOPP	2016	Yes	No	No	No	48%	11,441,000	5,528,000	511,000	2,630,000	150,000	2,237,000	0	0	08/01/22	07/01/24	09/01/26	Caltrans	Caltrans	Caltrans	Caltrans
0717000061	PARTNERSHIP	LA	001	REPLACE OC & CONTR NEW BRIDGE	0.71	0.00	0.00	0.00	0.02	0.00	0.00	0.00	N/A	N/A	No	No	No	No								0	115,536	05/29/20	09/13/24	02/01/27	Los Angeles, City of	Los Angeles, City of	Los Angeles, City of	Los Angeles, City of
0717000063	SHOPP PA	LA	405	ROADSIDE SAFETY IMPROVEMENTS	0.14	0.00	0.00	0.00	0.01	0.00	0.00	0.00	N/A	N/A	No	No	No	No								0	0	01/03/22	07/03/23	07/25/25	Caltrans	Caltrans	Caltrans	Caltrans
0717000074	SHOPP PA	LA	605	Roadside Safety Improvements	1.76	0.00	0.00	0.00	0.00	0.00	0.00	0.00	N/A	N/A	No	No	No	No								0	0	02/07/22	04/03/23	06/16/25	Caltrans	Caltrans	Caltrans	Caltrans
0717000078	PARTNERSHIP	LA	710	SOUNDWALL	0.00	0.14	0.01	0.00	0.00	0.01	0.00	0.00	N/A	N/A	No	Yes	No	No								0	154,763	06/09/21	07/07/23	01/25/34	Los Angeles County Metropolitan Transportation Authority	Los Angeles County Metropolitan Transportation Authority	Los Angeles County Metropolitan Transportation Authority	Los Angeles County Metropolitan Transportation Authority
0717000079	PARTNERSHIP	LA	710	EARLY ACTION SOUNDWALL PACKAGE 2	0.00	0.28	0.02	2.29	0.00	0.00	0.00	0.44	N/A	N/A	No	Yes	Yes	No								0	140,860	03/11/19	03/09/21	10/24/24	Los Angeles County Metropolitan Transportation Authority	Los Angeles County Metropolitan Transportation Authority	Los Angeles County Metropolitan Transportation Authority	Los Angeles County Metropolitan Transportation Authority
0717000084	PARTNERSHIP	LA	710	EARLY ACTION SOUNDWALL PACKAGE 3	0.00	0.39	0.00	0.00	0.00	0.03	0.00	0.00	N/A	N/A	No	Yes	No	No								0	209,431	02/28/22	03/27/24	09/17/31	Los Angeles County Metropolitan Transportation Authority	Los Angeles County Metropolitan Transportation Authority	Los Angeles County Metropolitan Transportation Authority	Los Angeles County Metropolitan Transportation Authority
0717000108	SHOPP PA	VEN	101	Upgrade MBGR and End Treatment.	0.92	0.00	0.00	0.00	0.00	0.00	0.00	0.00	N/A	N/A	No	No	No	No								0	0	05/05/22	11/05/24	01/05/27	Caltrans	Caltrans	Caltrans	Caltrans
0717000119	SHOPP PA	VEN	118	ADA Curb Ramps	0.57	0.00	0.00	0.00	0.00	0.00	0.00	0.00	N/A	N/A	No	No	No	No								0	0	08/15/22	12/15/23	04/28/26	Caltrans	Caltrans	Caltrans	Caltrans
0717000143	SHOPP PA	LA	605	STORMWATER MITGATION PROJECT	0.32	0.00	0.00	0.00	0.00	0.00	0.00	0.00	N/A	N/A	No	No	No	No								0	0	08/15/22	04/30/24	07/15/26	Caltrans	Caltrans	Caltrans	Caltrans
0717000144	SHOPP PA	LA	605	stormwater mitigation	0.37	0.00	0.00	0.00	0.00	0.00	0.00	0.00	N/A	N/A	No	No	No	No								0	0	08/15/22	05/30/24	08/17/26	Caltrans	Caltrans	Caltrans	Caltrans
0717000157	SHOPP PA	LA	014	PROTECTIVE BETTERMENT, REGRADE EXISTING SLOPE SB SIDE	0.88	0.00	0.00	0.00	0.00	0.00	0.00	0.00	N/A	N/A	No	No	No	No								0	0	11/01/22	07/01/27	10/01/29	Caltrans	Caltrans	Caltrans	Caltrans
0717000172	SHOPP	LA	005	ITS repair of RMS and VDS elements on various routes	0.00	2.87	0.01	0.00	0.00	0.00	0.00	0.00	SHOPP	2016	No	No	No	No	38%	20,204,000	7,684,000	0	2,962,000	18,000	4,704,000	0	0	12/31/19	06/28/24	08/14/24		Caltrans	Caltrans	Caltrans
0717000173	SHOPP	LA	010	ITS repair of RMS and VDS elements on various routes	0.00	0.24	0.01	0.00	0.00	0.00	0.00	0.00	SHOPP	2016	No	No	No	No	40%	14,884,000	5,958,000	0	2,295,000	18,000	3,645,000	0	0	06/30/20	07/12/22	07/08/24	Caltrans	Caltrans	Caltrans	Caltrans
0717000174	SHOPP	LA	002	ITS repair of RMS and VDS elements on various routes	0.00	0.39	0.09	0.00	0.00	0.00	0.00	0.00	SHOPP	2016	No	No	No	No	41%	19,904,000	8,087,000	0	3,047,000	200,000	4,840,000	0	0	12/30/20	01/12/23	03/19/25	Caltrans	Caltrans	Caltrans	Caltrans
0717000184	SHOPP	LA	001	Legal Support by Capital Outlay Support Staff	0.84	0.46	1.60	0.24	0.00	0.00	0.00	0.39	N/A	N/A	No	No	No	No								0	503,811				Caltrans	Caltrans	Caltrans	Caltrans
0717000189	PARTNERSHIP PA	LA	605	Reconfiuere Interchanae	1.00	0.00	0.00	0.00	0.00	0.00	0.00	0.00	N/A	N/A	No	No	No	No								0	0	08/01/24	08/28/26	07/22/31	Caltrans	Caltrans	Caltrans	Caltrans
0717000194	SHOPP PA	VEN	118	RESURFACE, STRIPE, WIDEN AREA OF INSPECTIONS	0.70	0.00	0.00	0.00	0.00	0.00	0.00	0.00	N/A	N/A	No	No	No	No								0	0	05/02/22	09/01/23	10/31/25	Caltrans	Caltrans	Caltrans	Caltrans
0717000230	PARTNERSHIP	LA	072	INTERSECTION IMPROVEMENT	0.22	0.00	0.00	0.00	0.00	0.00	0.00	0.00	N/A	N/A	No	No	No	No								0	0	12/21/23	12/22/25	03/22/28	Whittier, City of	Whittier, City of	Whittier, City of	Whittier, City of
0717000244	SHOPP	LA	005	In Los Angeles County, at various locations. Establish standard vertical clearance.	9.50	0.00	0.00	0.00	6.40	0.00	0.00	0.00	SHOPP	2016	Yes	No	No	No								0	1,533,454	10/30/20	04/28/22	07/01/25	Caltrans	Caltrans	Caltrans	Caltrans
0717000274	PARTNERSHIP	VEN	150	Separation to Gridley Rd (PM16.577-18.581)	0.00	0.14	0.09	0.00	0.00	0.34	0.00	0.00	N/A	N/A	No	No	No	No	32%	2,200,000	707,000	207,000	0	0	500,000	0	0	09/01/21	09/30/22	12/04/24	City of Ojai	City of Ojai	City of Ojai	City of Ojai
0717000277	SHOPP PA	LA	VAR	Facilities - Roof Repair	0.20	0.00	0.00	0.00	0.00	0.00	0.00	0.00	N/A	N/A	Yes	No	No	No								0	0	12/02/22	12/02/24	12/21/26	Caltrans	Caltrans	Caltrans	Caltrans
0718000009	SB1 RMRA	LA	060	BRIDGE-FREIGHT CORRIDOR IMPROVEMENT	0.19	0.00	0.00	0.00	0.17	0.00	0.00	0.00	SHOPP	2016	No	No	No	No	42%	38,600,000	16,270,000	3,320,000	3,984,000	500,000	8,466,000	0	0	11/01/21	01/02/24	03/13/26	Caltrans	Caltrans	Caltrans	Caltrans
0718000018	SHOPP PA	LA	039	Replace Bridge	0.00	3.12	0.04	0.00	0.00	0.67	0.00	0.00	N/A	N/A	No	No	No	No								0	0	06/29/22	06/27/24	11/23/26	Caltrans	Caltrans	Caltrans	Caltrans
0718000120	REAL PROPERTY SERVICES	VAR	VAR	Right of Way Backlogged and Deferred Monumentation	0.00	0.00	0.90	0.00	0.00	0.00	0.00	0.00	N/A	N/A	No	No	No	No								0	7,065,110			12/24/24	Caltrans	Caltrans	Caltrans	Caltrans
0718000131	REAL PROPERTY SERVICES	VAR	VAR	Deferred Relinquishment	0.00	0.00	1.79	0.00	0.00	0.00	0.00	0.00	N/A	N/A	No	No	No	No								0	0			12/24/24	Caltrans	Caltrans	Caltrans	Caltrans
0718000159	SB1 TCEA PA	LA	005	IN LOS ANGELES COUNTY NEAR CASTAIC FROM 0.7 MILE SOUTH OF TEMPLIN HIGHWAY UNDERCROSSING TO 0.7 MILE NORTH OF TEMPLIN HIGHWAY UNDERCROSSING	0.00	0.72	0.00	0.00	0.00	0.01	0.00	0.00	N/A	N/A	No	No	No	No								0	0	02/03/20	03/02/23	05/01/25	Caltrans	Caltrans	Caltrans	Caltrans
0718000160	SB1 TCEA PA	LA	005	REPLACE STRUCTION	0.05	0.00	0.00	0.00	0.00	0.00	0.00	0.00	N/A	N/A	Yes	No	No	No								0	0	02/03/20	06/01/21	09/01/23	Caltrans	Caltrans	Caltrans	Caltrans
0800000009	BOND CMIA	SBD	215	ADD 2 HOV LANES AND OPERATIONAL IMPROVEMENTS	0.00	0.00	0.22	0.31	0.00	0.00	0.00	0.21	STIP	2008	No	No	No	No								53,858,579	25,367,187	09/02/09	09/17/14	12/31/18	Caltrans	Caltrans	San Bernardino Associated Governments (SANBAG)	San Bernardino Associated Governments (SANBAG)
0800000010	STIP	SBD	058	REALIGN & WIDEN SR-58 TO 4 LANE EXPWY	0.00	0.00	0.12	0.28	0.00	0.00	0.00	0.04	STIP	2014	No	No	No	No	24%	163,574,000	38,976,000	12,848,000	7,556,000	4,133,000	14,439,000	133,831,362	36,311,639	01/29/15	12/01/17	10/16/19	Caltrans	Caltrans	Caltrans	Caltrans
0800000011	PARTNERSHIP	RIV	215	RECONSTRUCT INTERCHANGE	0.00	0.00	0.07	1.78	0.00	0.00	0.00	0.61	N/A	N/A	No	No	No	No								0	3,571,240	06/20/18	06/19/20	06/20/22	Riverside County	Riverside County	Riverside County	Riverside County
0800000018	STIP	RIV	015	WIDEN UC TO 6-LANES W/MEDIAN, CONSTRUCT LOOP ON-RAMPS & WIDEN CALIFORNIA OAKS RD FR NB RAMPS TO CALIFORNIA OAKS PLAZA & RELOCATE SB EXIT RAMPS	0.00	0.00	0.04	0.04	0.00	0.00	0.00	0.00	STIP	2008	No	No	No	No								19,465,610	2,349,760	01/18/11	03/23/18	03/29/19	Murrieta, City of	Murrieta, City of	Murrieta, City of	Murrieta, City of
0800000037	SHOPP	SBD	395	WIDEN MEDIAN & SHOULDERS, INSTALL MEDIAN & SHOULDER RUMBLE STRIPS AND CONSTRUCT TURNOUTS	0.00	0.00	0.00	0.05	0.00	0.00	0.00	0.00	SHOPP	2010	No	No	No	No	32%	33,105,000	10,742,000	1,250,000	1,750,000	3,342,000	4,400,000	30,167,293	8,650,095	12/03/12	11/25/14	08/15/18	Caltrans	Caltrans	Caltrans	Caltrans
0800000064	PARTNERSHIP	SBD	060	WIDEN ON RAMPS & CENTRAL AVE	0.00	0.89	0.13	0.00	0.00	0.57	0.00	0.00	N/A	N/A	No	No	Yes	No								0	436,502	07/01/20	07/01/22	07/01/24	San Bernardino Associated Governments (SANBAG)	San Bernardino Associated Governments (SANBAG)	San Bernardino Associated Governments (SANBAG)	San Bernardino Associated Governments (SANBAG)
0800000083	PARTNERSHIP	SBD	215	RECONFIGURE EXISTING IC & RAMP	0.29	2.74	0.10	0.00	0.00	0.00	0.00	0.00	N/A	N/A	Yes	No	No	No								15,100	361,775	09/08/20	01/15/21	01/17/23	San Bernardino, City of	San Bernardino, City of	San Bernardino, City of	San Bernardino, City of
0800000088	PARTNERSHIP	RIV	215	RECONSTRUCT INTERCHANGE	0.00	0.00	0.09	0.08	0.00	0.00	0.00	0.01	STIP	2010	No	No	No	No								6,480,422	2,781,135	04/17/12	05/28/18	05/28/20	March Joints Powers Authority	Riverside County	Riverside County	Riverside County
0800000110	PARTNERSHIP	RIV	010	RECONSTRUCT WB RAMPS	0.00	0.00	0.01	0.16	0.00	0.00	0.00	0.02	STIP	2012	No	No	No	No								2,602,969	2,107,872	02/11/14	03/17/17	12/31/18	Palm Desert, City of	Palm Desert, City of	Palm Desert, City of	Palm Desert, City of
0800000112	PARTNERSHIP	RIV	010	CONSTRUCT NEW IC AT PORTOLA AVE	0.00	3.67	0.11	0.65	0.00	1.24	0.00	0.32	N/A	N/A	No	Yes	Yes	No								0	2,317,479	08/26/19	04/02/21	04/03/23	Riverside County	Riverside County	Riverside County	Riverside County
0800000114	BOND CMIA	SBD	010	CONSTRUCT 1 W/B MIXED FLOW LANE ADDITION	0.00	0.00	0.00	0.01	0.00	0.00	0.00	0.00	STIP	2008	No	No	No	No								12,481,405	1,832,855	12/20/10	08/10/15	08/30/18	San Bernardino Associated Governments (SANBAG)	Caltrans	San Bernardino Associated Governments (SANBAG)	San Bernardino Associated Governments (SANBAG)
0800000116	STIP	RIV	215	ADD ONE MIXED FLOW LANE IN EACH DIRECTION	0.00	0.00	0.09	0.42	0.00	0.00	0.00	0.18	STIP	2012	No	No	No	Yes								8,870	3,850,640	09/12/12	11/15/18	11/19/20	Riverside County Trans Commission (RCTC)	Riverside County Trans Commission (RCTC)	Riverside County Trans Commission (RCTC)	Riverside County Trans Commission (RCTC)
0800000124	PARTNERSHIP	RIV	015	RECONSTRUCT I-15/SR-74	3.75	0.00	0.00	0.00	0.38	0.00	0.00	0.00	N/A	N/A	No	No	No	No								0	472,326	01/14/22	01/16/24	01/15/26	Lake Elsinore, City of	Lake Elsinore, City of	Lake Elsinore, City of	Lake Elsinore, City of
0800000125	PARTNERSHIP	RIV	VAR	CONSTRUCT SIX MF LANES, 8 LOCAL INTERCHANGES & 2 FREEWAY TO FREEWAY INTERCHANGES ON MCP & 1 MF LN IN EACH DIRECTION & 1C AT PLACENTIA AVE ON RIV-215	3.48	0.35	0.00	0.00	0.34	0.17	0.00	0.00	N/A	N/A	No	Yes	No	No								0	5,273,569	06/06/19			Riverside County Trans Commission (RCTC)	Riverside County Trans Commission (RCTC)	Riverside County Trans Commission (RCTC)	Riverside County Trans Commission (RCTC)
0800000136	PARTNERSHIP	RIV	091	CONSTRUCT ONE MIXED FLOW LANE & 2 TOLL EXPRESS LANES EACH DIRECTION ON ROUTE 91 AND ONE TOLL EXPRESS LANE EACH DIRECTION ON ROUTE 15 (DESIGN BUILD)	0.00	0.11	0.20	1.41	0.00	0.00	0.00	5.48	STIP	2012	No	No	No	No								44,222,390	58,313,382	05/09/13	10/01/20	06/02/22	Riverside County Trans Commission (RCTC)	Riverside County Trans Commission (RCTC)	Riverside County Trans Commission (RCTC)	Riverside County Trans Commission (RCTC)

Attachment 1
COS Fiscal Year 2018-19 Project Workload File

EFIS ID	Project Type	CO	RTE	Work Description	DIST PAED	DIST PSE	DIST RW	DIST CON	DES PAED	DES PSE	DES RW	DES CON	Document	Document Year	PA&ED in 18/19	RTL in 18/19	RW Cert in 18/19	CCA in 18/19	Support To Capital %[2]	Total Capital Budget[1]	Total Support Budget[1]	Environmental Support Budget	Design Support Budget	Right of Way Support Budget	Construction Support Budget	Total Capital Expenditures	Total Support Expenditures	Estimated Construction Start Date[3]	Estimated Construction End Date[4]	Estimated Project End Date[5]	PAED Implementing Agency	PSE Implementing Agency	ROW Implementing Agency	CON Implementing Agency
0800000137	PARTNERSHIP	RIV	091	CONSTRUCT A NEW FLYOVER CONNECTOR	0.00	1.09	0.03	0.00	0.00	0.01	0.00	0.00	N/A	N/A	No	No	Yes	No								0	2,731,430	09/30/19	08/17/22	08/16/24	Riverside County Trans Commission (RCTC)	Riverside County Trans Commission (RCTC)	Riverside County Trans Commission (RCTC)	Riverside County Trans Commission (RCTC)
0800000146	SHOPP	SBD	247	CONSTRUCT SHOULDERS	0.00	0.00	0.34	0.13	0.00	0.00	0.00	0.00	SHOPP	2012	No	No	No	No	49%	12,233,000	5,985,000	788,000	1,355,000	2,000,000	1,842,000	10,890,881	5,732,801	05/16/14	04/08/16	10/31/18	Caltrans	Caltrans	Caltrans	Caltrans
0800000190	PARTNERSHIP PA	RIV	010	INTERCHANGE IMPROVEMENTS (PARTIAL CLOVERLEAF	0.00	0.00	0.00	0.00	0.00	0.00	0.00	0.00	N/A	N/A	No	No	No	No								0	150,694	10/07/22	10/07/24	10/07/26	Caltrans	Caltrans	Caltrans	Caltrans
0800000237	PARTNERSHIP	SBD	015	CONSTRUCT NEW INTERCHANGE	0.00	0.00	0.11	0.30	0.00	0.00	0.00	0.02	STIP	2010	No	No	No	No								13,981,039	3,006,912	08/14/12	03/03/17	02/28/19	Fontana, City of	Fontana, City of	Fontana, City of	Fontana, City of
0800000282	STIP	SBD	215	RECONSTRUCT INTERCHANGE	0.00	0.00	0.20	8.40	0.00	0.00	0.01	5.52	STIP	2016	No	No	No	No								0	11,233,799	11/06/17	03/03/20	10/05/21	San Bernardino Associated Governments (SANBAG)	San Bernardino Associated Governments (SANBAG)	Caltrans	Caltrans
0800000283	PARTNERSHIP	RIV	015	CONSTRUCT1 OR 2 EXPRESS LANES IN EACH DIRECTION AND INSTALL MEDIAN BARRIER	0.00	3.48	0.21	5.47	0.00	0.48	0.00	5.19	N/A	N/A	No	No	Yes	No								0	6,833,544	04/13/17	12/31/20	06/30/21	Riverside County Trans Commission (RCTC)	Riverside County Trans Commission (RCTC)	Riverside County Trans Commission (RCTC)	Riverside County Trans Commission (RCTC)
0800000299	PARTNERSHIP	SBD	010	CONSTRUCT PARTIAL CLOVERLEAF INTERCHANGE AT GROVE AVENUE, REMOVE FOURTH ST IC, REPLACE UC AT GROVE AVE & FOURTH ST & WIDEN FOURTH ST	0.00	1.03	0.00	0.00	0.00	1.30	0.00	0.00	N/A	N/A	No	No	Yes	No								0	1,210,807	07/15/20	02/01/22	02/01/24	Ontario, City of	Ontario, City of	Ontario, City of	Ontario, City of
0800000301	PARTNERSHIP	RIV	215	WIDEN NEWPORT RD OC, RECONSRUCT INTERCHANGE RAMPS TO MODIFIED PARTIAL CLOVERLEAF IC	0.00	0.00	0.01	0.14	0.00	0.00	0.00	0.06	N/A	N/A	No	No	No	No								41,894	3,453,272	04/05/15	02/27/20	02/08/22	Riverside County	Riverside County	Riverside County	Riverside County
0800000308	PARTNERSHIP	RIV	015	RECONSTRUCT EXISTING IC, REPLACE OC AND REALIGN CAJALCO ROAD	0.00	0.00	0.22	3.56	0.00	0.00	0.00	1.25	N/A	N/A	No	No	No	No								0	2,689,207	08/23/17	09/03/19	09/03/21	San Bernardino Associated Governments (SANBAG)	Corona, City of	Corona, City of	Corona, City of
0800000324	SHOPP	SBD	138	REPLACE BRIDGE	0.00	0.00	0.05	0.06	0.00	0.00	0.00	0.00	SHOPP	2012	No	No	No	No	54%	6,631,000	3,558,000	750,000	1,514,000	69,000	1,225,000	6,344,793	5,375,256	07/21/14	05/31/17	05/31/19	Caltrans	Caltrans	Caltrans	Caltrans
0800000327	SHOPP	SBD	018	REPLACE AND REPAIR DAMAGED SIDEWALKS, CURBS & GUTTERS	0.00	0.00	0.44	0.07	0.00	0.00	0.00	0.00	SHOPP	2014	No	No	No	No	111%	3,351,000	3,709,000	650,000	831,000	1,188,000	1,040,000	2,734,141	4,508,137	05/06/16	04/18/18	09/18/19	Caltrans	Caltrans	Caltrans	Caltrans
0800000345	PARTNERSHIP	RIV	079	IMPROVEMENTS ON RTE 79 (PERMIT ONLY)	0.00	0.00	0.08	0.75	0.00	0.00	0.00	0.00	N/A	N/A	No	No	No	Yes								0	386,773	05/01/18	08/15/18	08/17/20	Murrieta, City of	Murrieta, City of	Murrieta, City of	Murrieta, City of
0800000366	BOND CMIA	SBD	015	I-15/I-215 DEVORE INTERCHANGE IMPROVEMENT (DESIGN/BUILD)	0.00	0.00	0.49	0.52	0.00	0.00	0.00	0.10	STIP	2012	No	No	No	No								232,743,335	34,090,552	11/26/12	11/17/17	02/12/20	San Bernardino Associated Governments (SANBAG)	San Bernardino Associated Governments (SANBAG)	Caltrans	Caltrans
0800000368	PARTNERSHIP PA	RIV	010	WIDEN EXISTING BRIDGES, LOCAL STREET & RECONFIGURE DIAMOND IC	1.78	0.00	0.00	0.00	0.16	0.00	0.00	0.00	N/A	N/A	No	No	No	No								0	0	02/11/22	02/13/24	02/12/26	Riverside County	Riverside County	Riverside County	Riverside County
0800000393	PARTNERSHIP	SBD	395	INSTALL TRAFFIC SIGNALS SIDEWALKS AND DRIVEWAYS	0.00	0.00	0.00	0.06	0.00	0.00	0.00	0.00	N/A	N/A	No	No	No	Yes								0	465,156	04/13/16	01/04/19	01/03/20	Adelanto, City of	Adelanto, City of	Adelanto, City of	Adelanto, City of
0800000398	PARTNERSHIP	RIV	079	MODIFY INTERSECTION TO A FOUR LEGGED SIGNALIZED INTERSECTION 'ENCROACHMENT PERMIT ONLY'	0.00	0.00	0.08	0.68	0.00	0.00	0.00	0.03	N/A	N/A	No	No	No	Yes								0	293,737	05/01/18	08/15/18	08/17/20	Murrieta, City of	Murrieta, City of	Murrieta, City of	Murrieta, City of
0800000431	SHOPP	SBD	142	CONSTRUCT 8-FT SIDEWALKS, UPGRADE CURB RAMPS, DRIVEWAYS AND OTHER PEDESTRIAN FACILITIES	0.00	0.00	0.49	2.00	0.00	0.00	0.00	0.03	SHOPP	2016	No	No	No	No	87%	3,346,000	2,917,000	0	1,336,000	940,000	641,000	201,526	1,754,853	05/17/18	08/15/19	08/16/21	Caltrans	Caltrans	Caltrans	Caltrans
0800000467	SHOPP	RIV	371	CONSTRUCT 4 FT RIGHT SHOULDER ON BOTH DIRECTIONS OF SR-371	0.00	0.00	0.08	0.54	0.00	0.00	0.00	0.02	SHOPP	2012	No	No	No	No	47%	7,498,000	3,492,000	732,000	810,000	200,000	1,750,000	6,568,414	3,983,031	02/18/15	10/28/16	12/28/18	Caltrans	Caltrans	Caltrans	Caltrans
0800000472	SHOPP	SBD	015	REPLACE CENDA DITCH BRIDGE AND REHABILITATE WHEATON WASH BRIDGE	0.00	0.00	0.00	0.05	0.00	0.00	0.00	0.05	SHOPP	2014	No	No	No	No	62%	11,840,000	7,367,000	634,000	3,121,000	100,000	3,512,000	10,600,110	7,171,461	11/16/15	02/15/18	07/01/19	Caltrans	Caltrans	Caltrans	Caltrans
0800000483	PARTNERSHIP	RIV	215	INSTALL LANDSCAPE & IRRIGATION SYSTEM	0.00	0.00	0.00	0.08	0.00	0.00	0.00	0.00	N/A	N/A	No	No	No	No								0	228,614	05/30/14	10/21/15	09/28/18	Murrieta, City of	Murrieta, City of	Murrieta, City of	Murrieta, City of
0800000495	PARTNERSHIP	SBE	210	CONSTRUCT GRADE-SEPARATED IC	2.76	0.00	0.00	0.00	0.03	0.00	0.00	0.00	N/A	N/A	No	No	No	No								0	0	08/11/23	08/08/25	08/10/27	Highland, City of	Highland, City of	Highland, City of	Highland, City of
0800000536	SHOPP	RIV	074	CONSTRUCT RAISED CURB MEDIAN & LEFT TURN LANES	0.00	2.68	0.72	5.68	0.00	1.54	0.00	0.18	SHOPP	2016	No	No	No	No	36%	30,441,000	11,062,000	2,450,000	2,215,000	2,447,000	3,950,000	425,693	4,463,510	12/12/18	06/04/20	06/02/22	Caltrans	Caltrans	Caltrans	Caltrans
0800000557	REAL PROPERTY SERVICES	SBD	VAR	Monumentation Backlog	0.00	0.00	0.19	0.00	0.00	0.00	0.00	0.00	N/A	N/A	No	No	No	No								0	2,861,238			07/15/19	Caltrans	Caltrans	Caltrans	Caltrans
0800000558	REAL PROPERTY SERVICES	VAR	VAR	SUPPORT COST TO PERFECT RIGHT OF WAY TITLE OVER USA LANDS	0.00	0.00	0.85	0.00	0.00	0.00	0.00	0.00	N/A	N/A	No	No	No	No								0	2,598,300			07/15/19	Caltrans	Caltrans	Caltrans	Caltrans
0800000559	REAL PROPERTY SERVICES	SBD	010	DECERTIFICATION	0.00	0.00	0.27	0.00	0.00	0.00	0.00	0.00	N/A	N/A	No	No	No	No								0	300,058			07/15/19	Caltrans	Caltrans	Caltrans	Caltrans
0800000576	TCRP	SBD	062	CONSTRUCT TRAFFIC & PEDESTRIAN SAFETY IMPROVEMENTS, INSTALL RAISED MEDIANS, SIDEWALKS & DRAINAGE IMP	0.00	0.00	0.05	0.09	0.00	0.00	0.00	0.00	STIP	2008	No	No	No	No								534,252	1,008,530	07/23/13	03/01/18	03/01/19	Yucca Valley, City of	Yucca Valley, City of	Yucca Valley, City of	Yucca Valley, City of
0800000579	PARTNERSHIP	SBD	010	WIDEN CEDAR AVE OC (BR #54-0035), UPRR/CEDAR AVE OH (BR #54C-103), MODIFY ON & OFF RAMPS & WIDEN CEDAR AVE	0.00	1.86	0.33	0.00	0.00	5.00	0.00	0.00	N/A	N/A	No	No	No	No								0	2,813,777	09/08/20	09/02/22	09/04/24	San Bernardino County	San Bernardino County	Caltrans	San Bernardino County
0800000594	PARTNERSHIP	RIV	060	REPLACE NASON ST OC	0.00	0.00	0.05	0.09	0.00	0.00	0.00	0.01	STIP	2010	No	No	No	No								1,000,000	1,227,481	12/03/12	09/14/17	11/01/19	Moreno Valley, City of	Moreno Valley, City of	Moreno Valley, City of	Moreno Valley, City of
0800000597	PARTNERSHIP	RIV	215	RECONSTRUCT INTERCHANGE	0.00	0.00	0.08	0.02	0.00	0.00	0.00	0.00	N/A	N/A	No	No	No	No								0	1,723,774	12/15/09	09/18/17	07/27/18	Murrieta, City of	Murrieta, City of	Murrieta, City of	Murrieta, City of
0800000598	PARTNERSHIP	RIV	091	RECONSTRUCT & WIDEN EB & WB RAMPS @ LA SIERRA AVE IC & WIDEN LA SIERRA AVE	0.00	0.00	0.00	0.23	0.00	0.00	0.00	0.03	N/A	N/A	No	No	No	No								0	1,957,974	08/14/07	12/29/17	12/31/18	Riverside, City of	Riverside, City of	Riverside, City of	Riverside, City of
0800000609	STIP	SBD	138	WIDEN TO 4-LNS FR PHELAN RD TO JCT 15 AND. CONSTRUCT MEDIAN	0.00	0.00	0.27	0.07	0.00	0.00	0.00	0.02	STIP	2016	No	No	No	Yes	52%	63,181,000	32,718,000	10,229,000	8,829,000	2,960,000	10,700,000	48,660,936	34,837,411	10/10/14	09/28/18	09/30/19	Caltrans	Caltrans	Caltrans	Caltrans
0800000616	STIP	SBD	058	CONSTRUCT 4-LANE DIVIDED EXPWY; SR58/US395 IC & RR OH BR	0.00	0.00	0.17	20.41	0.00	0.00	0.00	6.76	STIP	2016	No	No	No	No	23%	191,017,000	43,756,000	8,600,000	10,400,000	4,756,000	20,000,000	4,800,944	26,392,063	11/17/17	12/02/20	12/02/22	Caltrans	Caltrans	Caltrans	Caltrans
0800000628	SHOPP	SBD	015	CONST COMM VEH ENFORCEMENT FACILITY (CVEF) STAGE 1	0.00	0.00	0.00	0.96	0.00	0.00	0.00	0.48	SHOPP	2012	No	No	No	No	80%	41,498,000	33,157,000	2,350,000	21,109,000	604,000	9,094,000	41,383,145	33,181,842	11/01/13	12/16/16	04/03/19	Caltrans	Caltrans	Caltrans	Caltrans
0800000637	SHOPP	SBD	062	COLORADO BRIDGE REPLACEMENT	0.00	0.00	0.00	0.00	0.00	0.00	0.00	0.00	SHOPP	2008	No	No	No	No	56%	30,857,000	17,272,000	4,700,000	3,540,000	1,012,000	8,020,000	30,248,975	16,581,349	02/28/11	06/09/16	07/03/18	Caltrans	Caltrans	Caltrans	Caltrans
0800000638	SHOPP	RIV	074	REPLACE BRIDGE	0.00	0.00	0.03	0.02	0.00	0.00	0.00	0.00	SHOPP	2012	No	No	No	No	140%	2,745,000	3,831,000	1,570,000	1,100,000	55,000	1,106,000	2,602,348	4,697,575	10/28/14	05/11/17	07/03/19	Caltrans	Caltrans	Caltrans	Caltrans
0800000668	PARTNERSHIP	RIV	015	INTERCHANGE IMPROVEMENTS	0.00	0.00	0.33	1.69	0.00	0.00	0.00	0.82	N/A	N/A	No	No	No	Yes								0	3,099,885	05/08/17	12/27/18	12/27/20	Temecula, City of	Temecula, City of	Temecula, City of	Temecula, City of
0800000670	PARTNERSHIP	RIV	015	FRENCH VALLEY PKWY PHASE 1 - DESIGN & CONSTRUCT FVP (I-15 JEFFERSON), SB EXIT RAMP (1 LN), SB AUS LN (FVP WINCHESTER RD) & WIDEN WINCHESTER RD SB EXIT RAMP (1 TO 2 LANES)	0.00	0.00	0.04	0.05	0.00	0.00	0.00	0.00	N/A	N/A	No	No	No	No								5,177	1,757,290	03/27/12	09/11/15	10/22/18	Temecula, City of	Temecula, City of	Temecula, City of	Temecula, City of
0800000671	PARTNERSHIP	SBD	010	RECONSTRUCT INTERCHANGE AND WIDEN BRIDGE (OAK GLEN RD)	0.00	0.00	0.18	0.21	0.00	0.00	0.00	0.01	STIP	2008	No	No	No	No								1,688	1,358,864	07/11/07	09/24/09	09/25/18	San Bernardino Associated Governments (SANBAG)	Yucaipa, City of	San Bernardino Associated Governments (SANBAG)	San Bernardino Associated Governments (SANBAG)
0800000688	PARTNERSHIP	SBD	210	HIGHWAY LANDSCAPING	0.00	0.00	0.00	0.07	0.00	0.00	0.00	0.00	STIP	2008	No	No	No	No								2,216,000	607,294	03/02/11	05/23/17	05/15/19	Caltrans	Caltrans	Caltrans	San Bernardino Associated Governments (SANBAG)
0800000694	PARTNERSHIP	SBD	210	PROVIDE HIGHWAY LANDSCAPING	0.00	0.00	0.00	0.15	0.00	0.00	0.00	0.00	STIP	2010	No	No	No	No								1,247,293	537,619	01/05/12	02/28/18	02/05/19	Caltrans	Caltrans	Caltrans	San Bernardino Associated Governments (SANBAG)
0800000695	STIP	SBE	210	(Segment 10) CONSTRUCT 6-LANE FREEWAY, 2 HOV LANES, PEPPER UC, & 2 ICS	0.00	0.00	0.00	0.06	0.00	0.00	0.00	0.00	STIP	2002	No	No	No	No								10,705,338	3,920,754	02/02/05	07/01/08	12/10/18	Caltrans	Caltrans	Caltrans	San Bernardino Associated Governments (SANBAG)
0800000703	STIP	SBD	210	HIGHWAY LANDSCAPING	0.00	0.00	0.00	0.37	0.00	0.00	0.00	0.00	STIP	2012	No	No	No	No								2,500,000	527,239	06/17/13	09/11/19	09/11/20	Caltrans	Caltrans	Caltrans	San Bernardino Associated Governments (SANBAG)
0800000712	BOND CMIA	RIV	091	CONSTRUCT 2 HOV LANES & MODIFY INTERCHANGES	0.00	0.00	0.13	1.04	0.00	0.00	0.00	0.32	STIP	2010	No	No	No	No								124,020,377	56,520,317	03/08/12	12/19/16	08/01/19	Riverside County Trans Commission (RCTC)	Riverside County Trans Commission (RCTC)	Caltrans	Caltrans
0800000715	STIP	RIV	215	CONSTRUCT HOV LANE IN EACH DIRECTION	0.00	0.00	0.02	0.01	0.00	0.00	0.00	0.00	STIP	2008	No	No	No	No								27,677,225	9,358,899	05/04/11	02/23/15	07/30/18	Caltrans	Riverside County Trans Commission (RCTC)	Riverside County Trans Commission (RCTC)	Caltrans

Attachment 1
COS Fiscal Year 2018-19 Project Workload File

EFIS ID	Project Type	CO	RTE	Work Description	DIST PAED	DIST PSE	DIST RW	DIST CON	DES PAED	DES PSE	DES RW	DES CON	Document	Document Year	PA&ED in 18/19	RTL in 18/19	RW Cert in 18/19	CCA in 18/19	Support To Capital %[2]	Total Capital Budget[1]	Total Support Budget[1]	Environmental Support Budget	Design Support Budget	Right of Way Support Budget	Construction Support Budget	Total Capital Expenditures	Total Support Expenditures	Estimated Construction Start Date[3]	Estimated Construction End Date[4]	Estimated Project End Date[5]	PAED Implementing Agency	PSE Implementing Agency	ROW Implementing Agency	CON Implementing Agency
0800000721	PARTNERSHIP	RIV	010	CONSTRUCT A NEW INTERCHANGE AT AVENUE 50	0.00	1.30	0.05	0.12	0.00	0.15	0.00	0.03	N/A	N/A	No	Yes	Yes	No							0	2,677,943	06/13/19	06/11/21	06/12/23	Coachella, City of	Coachella, City of	Coachella, City of	Coachella, City of
0800000755	STIP	RIV	010	RECONSTRUCT/ REALIGN EXISTING INTERCHANGE	0.00	0.00	0.01	0.33	0.00	0.00	0.00	0.10	STIP	2014	No	No	No	No							38,379	4,723,355	02/10/15	07/15/20	09/13/22	Riverside County	Riverside County	Riverside County	Riverside County
0800000763	SHOPP	RIV	086	CONSTRUCT NEW INTERCHANGE	0.00	0.00	0.00	0.03	0.00	0.00	0.00	0.00	SHOPP	2008	No	No	No	No	77%	10,938,000	8,397,000	1,744,000	2,200,000	770,000	3,683,000		13,213,675	8,502,873	02/08/11	07/02/12	07/05/18	Caltrans	Caltrans	Caltrans	Caltrans
0800000784	PARTNERSHIP	RIV	079	REALIGNMENT TO 4-LANE FACILITY	0.00	5.73	0.00	0.00	0.00	0.00	0.00	0.00	N/A	N/A	No	No	No	No							0	5,640,147	08/19/20	01/25/23	01/23/25	Riverside County Trans Commission (RCTC)	Riverside County Trans Commission (RCTC)	Riverside County Trans Commission (RCTC)	Riverside County Trans Commission (RCTC)
0800000789	PARTNERSHIP	SBD	015	IMPROVE IC; WIDEN BASE LINE RD TO 6-LANES BETWEEN 1-15 SB AND NB RAMPS; WIDEN RAMPS AND INSTALL SIGNAL	0.00	0.00	0.11	0.06	0.00	0.00	0.00	0.01	STIP	2010	No	No	No	No							1,008,035	3,669,970	06/04/14	10/27/17	08/23/18	Rancho Cucamonga, City of	Rancho Cucamonga, City of	Rancho Cucamonga, City of	San Bernardino Associated Governments (SANBAG)
0800001017	SHOPP	SBD	395	INSTALL LEFT-TURN PHASING	0.00	0.00	0.00	0.08	0.00	0.00	0.00	0.00	SHOPP	2012	No	No	No	No	188%	416,000	781,000	286,000	274,000	23,000	198,000		340,719	1,436,117	03/26/14	06/19/15	07/30/18	Caltrans	Caltrans	Caltrans	Caltrans
0800001025	SHOPP	SBD	018	WIDEN EXISTING SHOULDER TO 8' AND CONSTRUCT CENTERLINE AND SHOULDER RUMBLE STRIPS	0.00	0.38	1.31	4.31	0.00	0.13	0.00	0.85	SHOPP	2016	No	No	No	No	50%	32,724,000	16,291,000	3,101,000	2,536,000	6,599,000	4,055,000		2,663,371	8,449,952	11/01/18	10/16/20	10/14/22	Caltrans	Caltrans	Caltrans	Caltrans
0800001041	PARTNERSHIP	RIV	079	WIDEN FROM 2 LANES TO 4 LANES	0.00	0.00	0.12	0.04	0.00	0.00	0.00	0.00	N/A	N/A	No	No	No	No							18,445	959,813	07/05/11	08/26/15	09/28/18	Riverside County	Riverside County	Riverside County	Riverside County
0800001042	PARTNERSHIP	RIV	079	WIDEN TO 4-LANE HIGHWAY (PHASE 2)	0.00	0.00	0.08	0.04	0.00	0.00	0.00	0.00	N/A	N/A	No	No	No	No							27,427	1,127,523	01/22/13	11/23/15	09/28/18	Riverside County	Riverside County	Riverside County	Riverside County
0800020004	PARTNERSHIP	RIV	010	INTERCHANGE IMPROVEMENTS	0.60	0.01	0.00	0.00	0.15	0.00	0.00	0.00	N/A	N/A	Yes	No	No	No							0	0	10/15/21	10/18/22	10/18/24	Beaumont, City of	Beaumont, City of	Beaumont, City of	Beaumont, City of
0800020040	PARTNERSHIP	RIV	091	NATIVE TREE PLANTING & PLACE INERT MATERIAL (CCC DIRECTED)	0.00	0.00	0.00	0.01	0.00	0.00	0.00	0.00	STIP	2008	No	No	No	No							0	38,927		01/04/17	01/15/21	Caltrans	Caltrans	Caltrans	Caltrans
0800020091	SHOPP	SBD	018	SIGNALIZE INTERSECTION. ADA REQUIREMENTS	0.00	0.00	0.01	0.00	0.00	0.00	0.00	0.00	SHOPP	2014	No	No	No	No	174%	650,000	1,131,000	253,000	412,000	110,000	356,000		573,411	1,263,882	07/08/15	06/28/17	09/28/18	Caltrans	Caltrans	Caltrans	Caltrans
0800020102	SHOPP	SBD	040	BRIDGE REPLACEMENT	0.00	0.00	0.09	0.26	0.00	0.00	0.00	0.12	SHOPP	2014	No	No	No	No	59%	8,560,000	5,093,000	755,000	1,701,000	70,000	2,567,000		7,558,789	3,934,079	05/06/16	12/22/17	01/17/20	Caltrans	Caltrans	Caltrans	Caltrans
0800020125	SHOPP	SBD	018	CONSTRUCT RAISED CURB MEDIAN AND RECONFIGURE LEFT TURN POCKETS	0.00	0.65	0.16	3.56	0.00	0.21	0.00	0.17	SHOPP	2016	No	No	No	No	45%	10,754,000	4,891,000	1,123,000	1,663,000	893,000	1,212,000		140,904	2,138,003	12/07/18	02/04/20	02/04/22	Caltrans	Caltrans	Caltrans	Caltrans
0800020174	PARTNERSHIP	RIV	010	CONSTRUCT GRADE-SEPARATION UNDERPASS FOR UPRR.	0.00	0.00	0.03	0.15	0.00	0.00	0.00	0.00	N/A	N/A	No	No	No	No							963	1,122,416	12/03/13	03/29/19	03/30/21	Riverside County	Riverside County	Riverside County	Riverside County
0800020175	SHOPP	SBD	247	CONSTRUCT STANDARD PAVED SHOULDER	0.00	0.00	0.11	0.18	0.00	0.00	0.00	0.00	SHOPP	2014	No	No	No	No	76%	12,826,000	9,691,000	1,337,000	2,400,000	3,300,000	2,654,000		10,297,579	5,928,039	06/08/16	11/16/17	08/01/19	Caltrans	Caltrans	Caltrans	Caltrans
0800020178	STIP	RIV	015	CONSTRUCT 2 LANE NB CD ROAD ONLY (PHASE 2)	0.00	1.67	0.21	0.00	0.00	1.04	0.00	0.00	STIP	2016	No	No	Yes	No							0	4,156,879	09/04/20	09/02/22	09/06/24	Temecula, City of	Temecula, City of	Temecula, City of	Caltrans
0800020180	PARTNERSHIP	SBD	210	CONSTRUCT COMPACT DIAMOND INTERCHANGE	0.00	0.00	0.14	0.57	0.00	0.00	0.00	0.00	N/A	N/A	No	No	No	No							0	2,318,669	05/01/17	03/23/18	03/25/20	San Bernardino Associated Governments (SANBAG)	San Bernardino Associated Governments (SANBAG)	San Bernardino Associated Governments (SANBAG)	San Bernardino Associated Governments (SANBAG)
0800020191	SHOPP	SBD	138	REALIGN AND CONSTRUCT TWO LANE PAVED SECTION WITH OUTSIDE SHOULDERS, 3 WILDLIFE CROSSINGS & OHV CROSSING	0.00	0.00	0.08	3.51	0.00	0.00	0.00	1.53	SHOPP	2014	No	No	No	No	51%	25,959,000	13,132,000	1,657,000	2,548,000	940,000	7,987,000		19,132,114	11,545,245	05/06/16	08/30/19	08/31/20	Caltrans	Caltrans	Caltrans	Caltrans
0800020198	PARTNERSHIP	SBD	210	HIGHWAY LANDSCAPING	0.00	0.00	0.00	0.13	0.00	0.00	0.00	0.00	STIP	2010	No	No	No	No							661,726	686,608	01/06/12	02/28/18	03/01/19	Caltrans	Caltrans	Caltrans	San Bernardino Associated Governments (SANBAG)
0800020201	PARTNERSHIP	RIV	015	RECONSTRUCT/WIDEN LIMONITE AVE IC	0.00	0.09	0.12	2.31	0.00	0.00	0.00	1.61	N/A	N/A	No	No	No	No							0	1,955,065	07/27/18	02/07/20	02/07/22	Riverside County	Riverside County	Riverside County	Riverside County
0800020208	PARTNERSHIP PA	RIV	010	MODIFIED DIAMOND INTERCHANGE	1.04	0.00	0.00	0.00	0.00	0.00	0.00	0.00	N/A	N/A	No	No	No	No							0	0	02/15/22	02/13/24	02/12/26	Riverside County	Riverside County	Riverside County	Riverside County
0800020212	SHOPP	SBD	062	CONSTRUCT RAISED CURB MEDIAN	0.00	0.00	0.01	0.19	0.00	0.00	0.00	0.02	SHOPP	2016	No	No	No	No	81%	3,293,000	2,679,000	630,000	1,150,000	79,000	820,000		2,431,427	2,489,772	12/21/16	02/01/18	01/31/20	Caltrans	Caltrans	Caltrans	Caltrans
0800020294	PARTNERSHIP	SBD	062	IMPROVEMENT ON INTERCHANGE - OVERSIGHT ONLY	0.00	0.08	0.01	0.81	0.00	0.00	0.00	0.00	N/A	N/A	No	No	No	No							0	192,514	08/03/18	07/26/19	07/19/21	Twentynine Palms, City of	Twentynine Palms, City of	Twentynine Palms, City of	Twentynine Palms, City of
0800020308	SHOPP	SBD	018	INSTALL TRAFFIC SIGNAL & PEDESTRIAN REFUGE AREA	0.00	0.00	0.07	0.03	0.00	0.00	0.00	0.00	SHOPP	2014	No	No	No	No	129%	1,390,000	1,790,000	299,000	767,000	323,000	401,000		1,099,281	1,777,352	04/26/16	07/18/17	10/02/18	Caltrans	Caltrans	Caltrans	Caltrans
0800020339	PARTNERSHIP	RIV	215	DOUBLE ROUNDABOUT INTERCHANGE	1.19	2.00	0.00	0.00	0.01	0.00	0.00	0.00	N/A	N/A	Yes	No	No	No							0	333,442	04/27/20	03/15/22	03/15/24	Murrieta, City of	Murrieta, City of	Murrieta, City of	Murrieta, City of
0800020358	SHOPP	SBD	060	REMOVE & REPLACE OC STRUCTURES	0.00	0.34	0.40	2.23	0.00	0.30	0.00	1.77	SHOPP	2016	No	No	No	No	44%	24,384,000	10,846,000	2,243,000	3,320,000	1,030,000	4,253,000		13,500	4,178,328	01/17/19	02/01/21	02/01/23	Caltrans	Caltrans	Caltrans	Caltrans
0800020362	PARTNERSHIP	SBD	210	WIDEN TO 6 LANES	1.52	0.33	0.03	0.00	0.01	0.08	0.00	0.00	N/A	N/A	No	No	No	No							0	96,753	12/06/21	12/15/22	12/15/23	Highland, City of	Highland, City of	Highland, City of	Highland, City of
0800020434	PARTNERSHIP	SBD	215	REPLACE LANDSCAPE AND IRRIGATION	0.00	0.00	0.00	0.95	0.00	0.00	0.00	0.00	N/A	N/A	No	No	No	No							0	861,338	11/16/17	10/15/19	10/15/20	Caltrans	Caltrans	Caltrans	San Bernardino Associated Governments (SANBAG)
0800020435	PARTNERSHIP	SBD	215	REPLACE LANDSCAPE AND IRRIGATION	0.00	0.00	0.01	1.15	0.00	0.00	0.00	0.00	N/A	N/A	No	No	No	No							0	661,582	08/01/18	08/01/20	08/01/21	Caltrans	Caltrans	Caltrans	San Bernardino Associated Governments (SANBAG)
0800020443	PARTNERSHIP	SBD	215	REPLACE LANDSCAPE & IRRIGATION	0.00	0.00	0.00	1.18	0.00	0.00	0.00	0.00	N/A	N/A	No	No	No	No							0	751,977	11/16/17	10/15/19	10/15/20	Caltrans	Caltrans	Caltrans	San Bernardino Associated Governments (SANBAG)
0800020444	PARTNERSHIP	RIV	060	CONSTRUCT 6 LANE OVERCROSSING AT POTRERO BLVD IC (PHASE 1)	0.00	0.00	0.22	2.27	0.00	0.00	0.00	1.09	N/A	N/A	No	No	No	Yes							0	1,653,622	01/11/18	02/25/19	02/25/21	Beaumont, City of	Beaumont, City of	Beaumont, City of	Beaumont, City of
0800020445	PARTNERSHIP	RIV	060	CONSTRUCT RAMPS & LOCAL STREET CONNECTIONS (PHASE 2)	0.00	0.93	0.04	0.00	0.00	0.20	0.00	0.00	N/A	N/A	No	No	No	No							0	281,355	12/13/19	02/08/22	02/06/24	Beaumont, City of	Beaumont, City of	Beaumont, City of	Beaumont, City of
0800020456	SHOPP	SBD	015	PAVEMENT REHABILITATION AND SLAB REPLACEMENT	0.00	0.00	0.05	1.12	0.00	0.00	0.00	0.02	SHOPP	2012	No	No	No	No	27%	122,397,000	33,544,000	2,468,000	14,480,000	1,646,000	14,950,000		119,841,696	11,867,757	10/29/13	01/15/18	01/15/20	Caltrans	Caltrans	Caltrans	Caltrans
0800020458	SHOPP	SBD	010	REPLACE RANDOM SLABS ON MAINLINE & CONNECTORS, GRIND ALL LANES & COLD PLANE & OVERLAY.20 RHMA-G ON ALL RAMPS	0.00	0.00	0.00	0.09	0.00	0.00	0.00	0.00	SHOPP	2012	No	No	No	No	12%	42,128,000	4,970,000	0	0	68,000	4,902,000		40,354,003	6,033,263	01/15/15	10/27/17	06/27/19	Caltrans	Caltrans	Caltrans	Caltrans
0800020467	STIP	SBD	010	MODIFY/CONSTRUCT WB RAMPS, WIDEN TIPPECANOE AVE & REDLANDS BLVD., CONSTRUCT NEW LOCAL STREET, SOUND WALLS & DRAINAGE IMPROVEMENTS, LANDSCAPE (PHASE 2)	0.00	0.00	0.87	0.52	0.00	0.00	0.00	0.03	STIP	2012	No	No	No	No							23,350,375	6,369,087	11/19/14	06/29/17	07/05/19	San Bernardino Associated Governments (SANBAG)	San Bernardino Associated Governments (SANBAG)	San Bernardino Associated Governments (SANBAG)	San Bernardino Associated Governments (SANBAG)
0800020481	SHOPP	SBD	040	BRIDGE REPLACEMENT (BR #54 0B89L&R)	0.00	0.00	0.06	0.22	0.00	0.00	0.00	0.10	SHOPP	2014	No	No	No	No	69%	7,460,000	5,142,000	860,000	1,650,000	92,000	2,540,000		6,584,344	4,055,613	06/20/16	12/22/17	03/16/20	Caltrans	Caltrans	Caltrans	Caltrans
0800020483	STIP	SBD	010	ADD HARD-SCAPE, ENTRY MONUMENTS, FREEWAY MONUMENTS AND ADDITIONAL LANDSCAPING	0.00	0.00	0.00	0.69	0.00	0.00	0.00	0.01	STIP	2010	No	No	No	Yes							550,000	180,291		08/15/18	08/15/19	Yucaipa, City of	Yucaipa, City of	Yucaipa, City of	Yucaipa, City of
0800020563	SHOPP	VAR	VAR	DEMOLISH EXISTING OFFICE & CONSTRUCT NEW OFFICE BLDG, UPGRADE STORAGE building & FUEL DISPENSER CANOPY	0.00	0.68	0.03	0.00	0.00	3.71	0.00	0.00	SHOPP	2016	No	Yes	Yes	No	59%	6,680,000	3,942,000	897,000	1,248,000	42,000	1,755,000		0	362,616	11/21/19	02/16/21	02/13/23	Caltrans	Caltrans	Caltrans	Caltrans
0800020580	SHOPP	SBD	010	BRIDGE REHABILITATION AND SEISMIC RETROFIT	0.00	0.38	0.08	0.64	0.00	0.61	0.00	1.84	SHOPP	2016	No	No	No	No	34%	24,304,000	8,145,000	1,025,000	3,300,000	160,000	3,660,000		10,814	2,294,639	02/15/19	09/15/20	09/15/21	Caltrans	Caltrans	Caltrans	Caltrans
0800020582	SHOPP	RIV	010	MISC WORK INCLUDING DECK REHAB, REPAIR BRIDGE RAILING, EROSION CONTROL, REPLACE JOINTS & APPROACH SLABS, REPAIR AND REPLACE END CONNECTIONS AND PIPE BRACES, REPAIR/REPLACE RESTRAINER CABLES, INSTALL PIER NOSE PROTECTION	0.00	0.00	0.04	0.72	0.00	0.00	0.00	0.48	SHOPP	2016	No	No	No	Yes	111%	1,457,000	1,610,000	210,000	760,000	40,000	600,000		15,346	982,999	11/30/17	02/06/19	02/06/20	Caltrans	Caltrans	Caltrans	Caltrans
0812000007	STIP	RIV	091	CONSTRUCT B CANYON	0.00	0.63	0.09	0.00	0.00	0.63	0.00	0.00	N/A	N/A	No	No	No	No							0	659,869	02/05/20	10/29/20	11/01/21	Caltrans	Caltrans	Caltrans	Caltrans
0812000025	SHOPP	SBD	040	REGRADE MEDIAN CROSS SLOPE	1.09	8.77	0.24	0.00	0.01	0.21	0.00	0.00	SHOPP	2016	Yes	Yes	Yes	No	34%	26,188,000	8,900,000	3,000,000	2,500,000	200,000	3,200,000		0	890,453	01/31/20	10/29/21	10/31/22	Caltrans	Caltrans	Caltrans	Caltrans
0812000026	SHOPP	SBD	040	REGRADE MEDIAN CROSS SLOPE	0.00	0.00	0.05	0.71	0.00	0.00	0.00	0.02	SHOPP	2014	No	No	No	Yes	40%	17,820,000	7,047,000	1,537,000	2,157,000	183,000	3,170,000		12,543,340	4,996,153	01/11/17	07/05/18	12/31/20	Caltrans	Caltrans	Caltrans	Caltrans
0812000027	SHOPP	SBD	062	INSTALL A TWO WAY LEFT TURN LANE (TWLTL) & WIDEN SHOULDERS TO 8 FEET	0.00	0.00	0.03	0.11	0.00	0.00	0.00	0.00	SHOPP	2014	No	No	No	No	52%	5,910,000	3,044,000	822,000	978,000	35,000	1,209,000		4,977,249	2,552,297	12/09/16	11/15/17	02/17/20	Caltrans	Caltrans	Caltrans	Caltrans
0812000028	SHOPP PA	SBD	040		4.25	0.00	0.00	0.00	0.00	0.00	0.00	0.00	N/A	N/A	No	No	No	No							0	0	11/30/22	05/31/24	05/29/26	Caltrans	Caltrans	Caltrans	Caltrans
0812000029	SHOPP	SBD	040	REGRADE MEDIAN CROSS SLOPE	0.00	0.00	0.12	4.83	0.00	0.00	0.00	0.16	SHOPP	2016	No	No	No	No	42%	24,788,000	10,412,000	4,667,000	2,157,000	190,000	3,398,000		58,565	3,760,995	05/18/18	07/31/20	07/29/22	Caltrans	Caltrans	Caltrans	Caltrans
0812000032	SHOPP	SBD	018	INSTALL DOUBLE THRIE BEAM MEDIAN BARRIER	0.00	0.00	0.01	0.15	0.00	0.00	0.00	0.01	SHOPP	2014	No	No	No	No	78%	4,576,000	3,577,000	1,311,000	1,012,000	13,000	1,241,000		4,366,580	2,105,905	11/04/15	10/06/16	08/31/18	Caltrans	Caltrans	Caltrans	Caltrans
0812000057	SHOPP	RIV	074	RECONSTRUCT SIDEWALKS AND CURB RAMPS & DRIVEWAYS	0.00	0.31	0.11	0.59	0.00	0.12	0.00	0.01	SHOPP	2016	No	No	No	No	185%	1,438,000	2,658,000	712,000	962,000	463,000	521,000		0	1,365,535	02/05/19	03/30/20	03/30/22	Caltrans	Caltrans	Caltrans	Caltrans
0812000067	SHOPP	SBD	040	BRIDGE REHABILITATION AND/OR REPLACEMENT	8.30	0.00	0.00	0.00	4.45	0.00	0.00	0.00	N/A	N/A	No	No	No	No							0	0	04/15/24	04/03/28	04/02/30	Caltrans	Caltrans	Caltrans	Caltrans
0812000071	SHOPP	RIV	010	SEISMIC RETROFIT	0.00	0.00	0.02	0.87	0.00	0.00	0.00	2.36	SHOPP	2016	No	No	No	Yes	70%	4,338,000	3,056,000	456,000	1,467,000	21,000	1,112,000	10,638	1,758,066	03/20/18	04/10/19	04/08/21	Caltrans	Caltrans	Caltrans	Caltrans
0812000072	SHOPP	SBD	038	BRIDGE REHABILITATION AND UPGRADE BRIDGE RAILING TO STANDARDS	0.00	0.00	0.02	1.48	0.00	0.00	0.00	0.40	SHOPP	2016	No	No	No	Yes	98%	2,992,000	2,919,000	325,000	878,000	40,000	1,676,000		0	1,137,232	05/07/18	05/21/19	05/21/21	Caltrans	Caltrans	Caltrans	Caltrans

Attachment 1
COS Fiscal Year 2018-19 Project Workload File

EFIS ID	Project Type	CO	RTE	Work Description	DIST PAED	DIST PSE	DIST RW	DIST CON	DES PAED	DES PSE	DES RW	DES CON	Document	Document Year	PA&ED in 18/19	RTL in 18/19	RW Cert in 18/19	CCA in 18/19	Support To Capital %[2]	Total Capital Budget[1]	Total Support Budget[1]	Environmental Support Budget	Design Support Budget	Right of Way Support Budget	Construction Support Budget	Total Capital Expenditures	Total Support Expenditures	Estimated Construction Start Date[3]	Estimated Construction End Date[4]	Estimated Project End Date[5]	PAED Implementing Agency	PSE Implementing Agency	ROW Implementing Agency	CON Implementing Agency
0812000074	SHOPP	SBD	002	UPGRADE BRIDGE RAILS, INSTALL MGS AND WIDEN EXISTING BR ON BOTH SIDES AT SHEEP CREEK BRIDGE NO. 54-360	0.00	0.01	0.06	2.18	0.00	0.00	0.00	1.64	SHOPP	2016	No	No	No	No	100%	3,261,000	3,270,000	324,000	1,353,000	36,000	1,557,000	0	1,714,237	07/06/18	08/06/20	08/06/22	Caltrans	Caltrans	Caltrans	Caltrans
0812000076	SHOPP PA	SBD	VAR	BUILD MAINTENANCE FACILITY ADJACENT TO SOUTHERN REGION LAB.	3.54	0.00	0.00	0.00	0.68	0.00	0.00	0.00	N/A	N/A	No	No	No	No							0	0	05/10/22	06/17/24	06/16/26	Caltrans	Caltrans	Caltrans	Caltrans
0812000077	PARTNERSHIP	RIV	215	UPGRADE LANDSCAPING & IRRIGATION SYSTEM	0.00	0.00	0.02	0.67	0.00	0.00	0.00	0.00	N/A	N/A	No	No	No	Yes							0	78,004	03/15/18	03/15/19	03/15/21	Murrieta, City of	Murrieta, City of	Murrieta, City of	Murrieta, City of
0812000087	SHOPP	RIV	010	IMPROVE WORKER SAFETY CONDITIONS, UPGRADE GUARDRAIL AND ROADSIDE FACILITES	0.00	0.00	0.01	0.01	0.00	0.00	0.00	0.00	SHOPP	2014	No	No	No	No	69%	1,478,000	1,019,000	207,000	400,000	34,000	378,000	1,271,888	1,017,414	02/03/16	02/24/17	08/03/18	Caltrans	Caltrans	Caltrans	Caltrans
0812000088	SHOPP	SBD	060	IMPROVE WORKER SAFETY CONDITIONS. UPGRADE GUARDRAIL AND ROADSIDE FACILITIES.	0.00	0.00	0.01	0.18	0.00	0.00	0.00	0.01	SHOPP	2014	No	No	No	No	70%	1,560,000	1,099,000	180,000	360,000	40,000	519,000	1,284,541	875,192	11/28/16	12/27/17	10/31/18	Caltrans	Caltrans	Caltrans	Caltrans
0812000092	SHOPP	SBD	015	INSTALL VEGETATION CONTROL UNDER-NEATH METAL BEAM GUARDRAIL.	0.00	0.00	0.00	0.05	0.00	0.00	0.00	0.00	SHOPP	2014	No	No	No	No	77%	1,125,000	862,000	140,000	275,000	25,000	422,000	1,020,819	731,914	06/29/16	11/22/17	09/28/18	Caltrans	Caltrans	Caltrans	Caltrans
0812000093	SHOPP	SBD	015	INSTALL VEGETATION CONTROL UNDER-NEATH METAL BEAM GUARD RAIL	0.00	0.00	0.00	0.06	0.00	0.00	0.00	0.00	SHOPP	2014	No	No	No	No	82%	1,121,000	916,000	120,000	240,000	20,000	536,000	751,865	780,249	07/15/16	12/08/17	12/28/18	Caltrans	Caltrans	Caltrans	Caltrans
0812000094	SHOPP	SBD	015	INSTALL VEGETATION CONTROL UNDER-NEATH METAL BEAM GUARDRAIL.	0.00	0.00	0.00	0.01	0.00	0.00	0.00	0.00	SHOPP	2014	No	No	No	No	55%	2,326,000	1,290,000	150,000	500,000	60,000	580,000	839,400	733,488	07/15/16	02/07/17	07/12/18	Caltrans	Caltrans	Caltrans	Caltrans
0812000097	SHOPP	SBD	015	INSTALL ROCK BLANKET	0.00	0.00	0.01	0.05	0.00	0.00	0.00	0.00	SHOPP	2014	No	No	No	No	75%	966,000	720,000	150,000	250,000	30,000	290,000	830,765	635,093	09/01/16	03/22/17	08/10/18	Caltrans	Caltrans	Caltrans	Caltrans
0812000098	SHOPP	SBD	010	LANE REPLACEMENT	0.00	0.00	0.03	4.67	0.00	0.00	0.00	1.26	SHOPP	2016	No	No	No	No	17%	25,654,000	4,406,000	0	1,738,000	45,000	2,623,000	0	1,588,243	03/30/18	01/15/20	01/14/22	Caltrans	Caltrans	Caltrans	Caltrans
0812000099	SHOPP	SBD	010	LANE REPLACEMENT	0.00	0.00	0.02	0.57	0.00	0.00	0.00	0.00	SHOPP	2014	No	No	No	No	22%	27,852,000	6,018,000	0	1,920,000	268,000	3,830,000	26,131,473	5,655,038	02/25/16	01/24/18	01/24/20	Caltrans	Caltrans	Caltrans	Caltrans
0812000100	SHOPP	SBD	010	REHABILITATE ROADWAY	0.00	0.29	0.01	2.57	0.00	0.20	0.00	0.19	SHOPP	2016	No	No	No	No	23%	39,174,000	9,118,000	0	2,700,000	18,000	6,400,000	0	2,223,837	03/08/19	02/21/20	09/15/23	Caltrans	Caltrans	Caltrans	Caltrans
0812000110	SHOPP PA	SBD	018	RELINE AND REPLACE CULVERTS	1.98	0.00	0.00	0.00	0.00	0.00	0.00	0.00	N/A	N/A	No	No	No	No							0	0	07/15/22	09/01/23	10/01/24	Caltrans	Caltrans	Caltrans	Caltrans
0812000111	SHOPP	SBD	038	RELINE OR REPLACE CULVERTS	0.29	3.29	3.27	0.00	0.00	0.01	0.00	0.00	SHOPP	2016	Yes	No	No	No	149%	3,094,000	4,600,000	860,000	1,040,000	1,900,000	800,000	0	299,540	09/15/20	11/22/21	11/21/22	Caltrans	Caltrans	Caltrans	Caltrans
0812000124	SHOPP	SBD	330	REPLACE BRIDGE RAIL AND APPROACH RAIL	0.00	0.21	0.01	1.10	0.00	0.22	0.00	0.73	SHOPP	2016	No	No	No	No	82%	2,931,000	2,411,000	967,000	725,000	19,000	700,000	2,216	975,654	12/31/18	12/20/19	12/20/21	Caltrans	Caltrans	Caltrans	Caltrans
0812000153	SHOPP	SBD	015	INSTALL SINGLE & DOUBLE THRIE BEAM BARRIER IN MEDIAN	0.00	0.00	0.01	0.08	0.00	0.00	0.00	0.01	SHOPP	2014	No	No	No	No	91%	1,351,000	1,235,000	231,000	525,000	18,000	461,000	1,140,847	995,382	02/26/16	06/02/16	08/22/18	Caltrans	Caltrans	Caltrans	Caltrans
0812000165	SHOPP	RIV	074	INSTALL MID WEST GUARDRAIL SYSTEM (MGS) & TERMINAL SYSTEM END TREATMENTS	0.00	0.00	0.03	2.75	0.00	0.00	0.00	0.04	SHOPP	2016	No	No	No	Yes	64%	4,627,000	2,944,000	800,000	775,000	80,000	1,289,000	0	1,870,603	09/20/17	02/01/19	02/02/21	Caltrans	Caltrans	Caltrans	Caltrans
0812000184	PARTNERSHIP	SBD	015	TWO EXPRESS LANES IN EACH DIRECTION FR RTE 60 TO RTE 210, 1 EXPRESS LANE IN EACH DIRECTION FR CANTU-GALLEANO RANCH RD TO RTE 60 & FR RTE 210 TO DUNCAN CANYON RD	1.27	0.01	0.00	0.00	0.53	1.73	0.00	0.00	N/A	N/A	Yes	No	No	No							0	2,108,133	03/23/21	03/20/24	10/20/25	San Bernardino Associated Governments (SANBAG)	San Bernardino Associated Governments (SANBAG)	San Bernardino Associated Governments (SANBAG)	San Bernardino Associated Governments (SANBAG)
0812000211	BOND CMIA	SBD	215	WIDEN ROADWAY WITH HMA	0.00	0.00	0.21	0.52	0.00	0.00	0.00	0.06	STIP	2012	No	No	No	No							144,170,743	34,311,367	01/10/13	08/25/15	12/31/18	San Bernardino Associated Governments (SANBAG)	San Bernardino Associated Governments (SANBAG)	Caltrans	Caltrans
0812000218	SHOPP	RIV	371	CONSTRUCT LEFT TURN LANE	0.00	0.00	0.01	0.01	0.00	0.00	0.00	0.00	SHOPP	2014	No	No	No	No	157%	915,000	1,435,000	330,000	560,000	26,000	519,000	675,016	1,619,415	03/09/16	12/15/16	02/15/19	Caltrans	Caltrans	Caltrans	Caltrans
0812000236	SHOPP	SBD	018	INSTALL MBGR AND END TREATMENT AT VARIOUS LOCATIONS	0.00	0.00	0.07	0.17	0.00	0.00	0.00	0.01	SHOPP	2016	No	No	No	No	193%	737,000	1,425,000	300,000	700,000	45,000	380,000	0	1,032,063	08/22/17	11/30/17	04/30/19	Caltrans	Caltrans	Caltrans	Caltrans
0812000248	PARTNERSHIP	RIV	111	CONSTRUCT AVE 66 GRADE SEPARATION BYPASS AT UPRR	0.00	1.01	0.07	0.00	0.00	0.30	0.00	0.00	N/A	N/A	No	Yes	Yes	No							0	1,113,233	10/30/19	02/26/21	02/24/23	Riverside County	Riverside County	Riverside County	Riverside County
0812000256	SHOPP	RIV	010	COLD PLANE 0.1' & OVERLAY WITH 0.25 TYPE C	0.00	0.00	0.02	2.67	0.00	0.00	0.00	0.08	SHOPP	2016	No	No	No	Yes	50%	6,132,000	3,080,000	396,000	1,214,000	30,000	1,440,000	0	1,465,205	12/18/17	12/11/18	12/11/19	Caltrans	Caltrans	Caltrans	Caltrans
0812000258	STIP	RIV	215	REPLACEMENT HIGHWAY PLANTING	0.00	0.00	0.00	0.24	0.00	0.00	0.00	0.00	STIP	2010	No	No	No	No	102%	1,370,000	1,400,000	60,000	640,000	10,000	690,000	1,273,104	908,631	05/23/14	03/15/18	01/29/20	Caltrans	Caltrans	Caltrans	Caltrans
0812000262	SHOPP	RIV	060	ROADSIDE SAFETY IMPROVEMENTS	0.00	0.12	0.02	1.30	0.00	0.06	0.00	0.00	SHOPP	2016	No	No	No	No	53%	2,014,000	1,074,000	303,000	361,000	34,000	376,000	0	209,754	10/15/18	07/15/19	07/15/20	Caltrans	Caltrans	Caltrans	Caltrans
0812000264	SHOPP	RIV	015	RELOCATE EXISTING ROADSIDE FACILITIES, INSTALL MAINT VEHICLE PULLOUTS, INSTALL VEGETATION CONTROL AND MAINTENANCE ACCESS ROADS	0.00	0.00	0.02	0.16	0.00	0.00	0.00	0.01	SHOPP	2016	No	No	No	No	79%	1,009,000	795,000	224,000	311,000	28,000	232,000	820,972	586,004	04/06/17	10/18/17	11/15/18	Caltrans	Caltrans	Caltrans	Caltrans
0812000266	SHOPP	SBD	060	RELOCATE IRRIGATION FACILITIES TO A SAFE LOCATION, INSTALL MAINTENANCE VEHICLE PULLOUTS, INSTALL VEGETATION CONTROL AND MAINTENACE ACCESS ROADS	0.00	0.00	0.02	0.14	0.00	0.00	0.00	0.01	SHOPP	2016	No	No	No	No	87%	945,000	821,000	223,000	359,000	43,000	196,000	0	405,469	07/18/17	01/15/18	01/18/19	Caltrans	Caltrans	Caltrans	Caltrans
0812000267	SHOPP	SBD	060	RELOCATE IRRIGATION FACILITIES TO A SAFE LOCATION, INSTALL MAINT. VEHICLE PULLOUTS, INSTALL VEGETATION CONTROL AND MAINT ACCESS ROADS	0.00	0.00	0.02	0.15	0.00	0.00	0.00	0.01	SHOPP	2016	No	No	No	No	101%	837,000	847,000	216,000	373,000	27,000	231,000	0	542,128	05/18/17	11/20/17	01/04/19	Caltrans	Caltrans	Caltrans	Caltrans
0812000268	SHOPP	SBD	060	RELOCATE IRRIGATION FACILITIES TO A SAFE LOCATION, INSTALL MAINT. VEHICLE PULLOUTS, INSTALL VEGETATION CONTROL AND MAINT ACCESS ROADS	0.00	0.00	0.01	0.12	0.00	0.00	0.00	0.01	SHOPP	2016	No	No	No	No	73%	1,148,000	837,000	216,000	363,000	27,000	231,000	0	577,129	05/30/17	01/31/18	12/14/18	Caltrans	Caltrans	Caltrans	Caltrans
0812000270	SHOPP	SBD	010	RELOCATE EXISTING ROADSIDE FACILITIES TO SAFE WORK LOCATIONS AWAY FROM TRAVEL WAY; PAVING AREAS BEYOND THE GORE, NARROW AREAS AND SLOPES ADJACENT TO BRIDGE STRUCTURES; PROVIDING VEGETATION CONTROL TREATMENTS UNDER EXISTING GUARDRAIL,	0.06	1.25	0.07	0.00	0.00	0.05	0.00	0.00	SHOPP	2016	Yes	No	No	No	62%	1,906,000	1,180,000	358,000	417,000	43,000	362,000	0	0	06/15/20	03/15/21	03/15/22	Caltrans	Caltrans	Caltrans	Caltrans
0812000272	SHOPP	SBD	010	RELOCATE IRRIGATION FACILITIES, INSTALL MVP'S, GORE PAVING, SLOPE PAVING, ACCESS TRAIL, MAINTENANCE ACCESS ROADS AND GATES	0.00	0.03	0.00	0.00	0.00	0.12	0.00	0.00	N/A	N/A	No	Yes	Yes	No							0	0	06/14/19	12/09/19	12/09/20	Caltrans	Caltrans	Caltrans	Caltrans
0812000277	SHOPP	RIV	015	RELOCATE EXISTING ROADSIDE FACILITIES TO SAFE WORK LOCATIONS AWAY FROM TRAVEL WAY; PAVING AREAS BEYOND THE GORE, NARROW AREAS, AND SLOPES ADJACENT TO BRIDGE STRUCTURES; PROVIDING VEGETATION CONTROL TREATMENTS UNDER EXISTING GUARDRAIL,	0.00	0.00	0.02	0.19	0.00	0.00	0.00	0.02	SHOPP	2016	No	No	No	No	73%	981,000	715,000	183,000	311,000	23,000	198,000	0	398,682	07/10/17	12/22/17	01/15/19	Caltrans	Caltrans	Caltrans	Caltrans
0812000279	SHOPP	RIV	015	RELOCATE IRRIGATION FACILITIES TO A SAFE LOCATION, INSTALL MAINT. VEHICLE PULLOUTS, INSTALL VEGETATION COVER AND MAINT ACCESS ROADS	0.00	0.08	0.01	0.41	0.00	0.08	0.00	0.00	SHOPP	2016	No	No	No	No	48%	2,442,000	1,179,000	347,000	433,000	41,000	358,000	0	427,833	11/14/18	10/21/20	07/28/21	Caltrans	Caltrans	Caltrans	Caltrans
0812000282	SHOPP	SBD	010	INSTALL GORE PAVING, PAVE UNDER GUARDRAIL, MVP'S, ACCESS ROADS, SLOPE PAVING, ACCESS GATES	0.00	0.30	0.02	0.00	0.00	0.13	0.00	0.00	N/A	N/A	No	No	No	No	74%	2,210,000	1,636,000	354,000	834,000	86,000	362,000	0	0	01/04/19	07/05/19	07/06/20	Caltrans	Caltrans	Caltrans	Caltrans
0812000288	SHOPP	SBD	018	MILL AND OVERLAY PAVEMENT & INCLUDE DIGOUTS	0.00	0.00	0.01	3.21	0.00	0.00	0.00	0.09	SHOPP	2016	No	No	No	Yes	21%	13,878,000	2,943,000	396,000	1,025,000	37,000	1,485,000	0	1,777,845	10/27/17	06/14/19	06/14/21	Caltrans	Caltrans	Caltrans	Caltrans
0812000302	SHOPP	RIV	095	COLD PLANE 0.3' AND REPLACE WITH HOT MIX ASPHALT TYPE A (HMA-A)	0.00	0.00	0.00	0.04	0.00	0.00	0.00	0.01	SHOPP	2012	No	No	No	No	15%	16,230,000	2,372,000	270,000	975,000	27,000	1,100,000	13,043,847	1,811,011	01/29/15	01/09/17	09/20/18	Caltrans	Caltrans	Caltrans	Caltrans
0812000303	SHOPP	RIV	010	PAVEMENT REPLACEMENT LANES 3 & 4 & OUTSIDE SHOULDERS WITH JPCP, OVERLAY INSIDE SHOULDER, CONCRETE SLAB REPLACEMENT LANE 1 & 2 & UPGRADE CURB RAMPS	0.00	1.04	0.33	0.00	0.00	0.19	0.00	0.00	SHOPP	2016	No	No	No	No	15%	178,935,000	27,538,000	5,191,000	10,591,000	541,000	11,215,000	0	4,132,486	01/14/19	01/15/21	01/14/22	Caltrans	Caltrans	Caltrans	Caltrans
0812000305	SHOPP	RIV	010	RELOCATE IRRIGATION FACILITIES TO A SAFE LOCATION, INSTALL MAINT. VEHICLE PULLOUTS, INSTALL VEGETATION CONTROL & MAINT. ACCESS ROADS	0.00	0.09	0.02	0.00	0.00	0.05	0.00	0.00	SHOPP	2016	No	No	No	No	71%	1,236,000	876,000	184,000	452,000	42,000	198,000	0	194,761	01/14/19	01/15/21	01/14/22	Caltrans	Caltrans	Caltrans	Caltrans
0812000307	STIP	RIV	060	CONSTRUCT A TRUCK CLIMBING LANE (E/B) AND TRUCK DESCENDING LANE (W/B) WITH STANDARD INSIDE & OUTSIDE SHOULDERS BOTH DIRECTIONS	4.94	0.78	0.05	0.24	0.21	0.39	0.00	2.99	STIP	2016	No	Yes	No	No							93,269	10,841,089	12/04/18	06/03/21	06/01/23	Caltrans	Riverside County Trans Commission (RCTC)	Caltrans	Caltrans
0812000331	SHOPP	SBD	018	SEDIMENT STABILIZATION, EROSION CONTROL (AKA SOURCE CONTROL).	0.00	0.00	0.02	0.11	0.00	0.00	0.00	0.00	SHOPP	2016	No	No	No	Yes	319%	554,000	1,766,000	911,000	500,000	30,000	325,000	0	1,136,367	10/06/17	07/05/18	02/19/21	Caltrans	Caltrans	Caltrans	Caltrans
0812000334	SHOPP	RIV	074	SEDIMENT STABILIZATION, EROSION CONTROL (AKA SOURCE CONTROL)	0.03	2.02	0.02	0.00	0.00	0.00	0.00	0.00	SHOPP	2016	Yes	Yes	Yes	No	44%	2,928,000	1,277,000	310,000	452,000	20,000	495,000	0	151,529	02/18/20	07/15/21	07/14/23	Caltrans	Caltrans	Caltrans	Caltrans
0812000335	SHOPP	SBD	071	SEDIMENT STABILIZATION, EROSION CONTROL (AKA SOURCE CONTROL)	0.00	0.00	0.00	0.05	0.00	0.00	0.00	0.00	SHOPP	2016	No	No	No	Yes	114%	722,000	822,000	164,000	300,000	20,000	338,000	447,068	661,674	02/27/17	07/13/18	08/13/21	Caltrans	Caltrans	Caltrans	Caltrans
0812000336	SHOPP	RIV	015	SEDIMENT STABILIZATION & EROSION CONTROL (AKA SOURCE CONTROL)	0.00	0.00	0.00	0.07	0.00	0.00	0.00	0.01	SHOPP	2016	No	No	No	Yes	179%	533,000	955,000	213,000	369,000	27,000	346,000	298,263	642,990	02/27/17	07/05/18	03/12/21	Caltrans	Caltrans	Caltrans	Caltrans

Attachment 1
COS Fiscal Year 2018-19 Project Workload File

EFIS ID	Project Type	CO	RTE	Work Description	DIST PAED	DIST PSE	DIST RW	DIST CON	DES PAED	DES PSE	DES RW	DES CON	Document	Document Year	PA&ED in 18/19	RTL in 18/19	RW Cert in 18/19	CCA in 18/19	Support To Capital %[2]	Total Capital Budget[1]	Total Support Budget[1]	Environmental Support Budget	Design Support Budget	Right of Way Support Budget	Construction Support Budget	Total Capital Expenditures	Total Support Expenditures	Estimated Construction Start Date[3]	Estimated Construction End Date[4]	Estimated Project End Date[5]	PAED Implementing Agency	PSE Implementing Agency	ROW Implementing Agency	CON Implementing Agency
0812000337	SHOPP	RIV	111	SEDIMENT STABILIZATION, EROSION CONTROL (AKA SOURCE CONTROL)	0.00	0.00	0.02	0.23	0.00	0.00	0.00	0.01	SHOPP	2016	No	No	No	Yes	110%	1,329,000	1,459,000	350,000	770,000	20,000	319,000	12,711	1,026,523	03/16/18	07/16/18	07/16/19	Caltrans	Caltrans	Caltrans	Caltrans
0812000338	SHOPP	VAR	VAR	REPLACE DEGRADED ENVIRONMENTAL SENSING UNITS (ESU) & HIGHWAY ADVISORY RADIOS (HAR) & UPGRADE SOFTWARE	0.00	0.00	0.02	0.55	0.00	0.00	0.00	0.10	SHOPP	2014	No	No	No	Yes	56%	2,685,000	1,496,000	550,000	312,000	24,000	610,000	1,209,372	858,327	03/15/17	10/01/18	07/31/20	Caltrans	Caltrans	Caltrans	Caltrans
0812000339	SHOPP	RIV	060	REPLACE WIRELESS COMMUNICATION SYSTEM WITH FIBER OPTIC INFRASTRUCTURE & CONNECT TO EXISTING COMPONENTS	0.00	0.00	0.02	0.75	0.00	0.00	0.00	0.00	SHOPP	2016	No	No	No	Yes	105%	1,468,000	1,548,000	174,000	665,000	75,000	634,000	19,850	1,029,215	05/22/17	10/01/18	10/01/20	Caltrans	Caltrans	Caltrans	Caltrans
0812000341	SHOPP	RIV	215	SEDIMENT STABILIZATION, EROSION CONTROL (AKA SOURCE CONTROL)	0.22	4.28	0.06	0.00	0.00	0.00	0.00	0.00	SHOPP	2016	Yes	No	No	No	59%	7,090,000	4,208,000	1,184,000	1,795,000	20,000	1,209,000	0	0	08/12/20	08/13/21	08/15/22	Caltrans	Caltrans	Caltrans	Caltrans
0812000343	SHOPP	RIV	074	UPGRADE TO STANDARD BRIDGE RAIL	0.00	3.16	0.11	0.00	0.00	6.60	0.00	0.00	SHOPP	2016	No	No	Yes	No	84%	2,904,000	2,433,000	1,031,000	859,000	11,000	532,000	0	729,249	03/02/20	03/02/21	03/02/23	Caltrans	Caltrans	Caltrans	Caltrans
0813000003	SHOPP	SBD	015	REGRADE MEDIAN CROSS SLOPE	0.00	2.14	0.08	0.00	0.00	0.46	0.00	0.00	SHOPP	2016	No	No	No	No	45%	12,258,000	5,518,000	1,214,000	1,094,000	50,000	3,160,000	0	930,648	10/22/20	11/22/21	11/22/23	Caltrans	Caltrans	Caltrans	Caltrans
0813000008	SHOPP	RIV	074	INSTALL TRAFFIC SIGNALS	0.00	0.00	0.01	0.01	0.00	0.00	0.00	0.00	SHOPP	2014	No	No	No	No	244%	457,000	1,116,000	235,000	448,000	136,000	297,000	269,480	974,492	03/29/16	03/24/17	07/16/18	Caltrans	Caltrans	Caltrans	Caltrans
0813000032	PARTNERSHIP	RIV	060	CONSTRUCT DECELERATION AND ACCELERATION LANE, INSTALL CONCRETE BARRIER.	0.00	0.00	0.05	0.15	0.00	0.00	0.00	0.00	N/A	N/A	No	No	No	No								0	251,744	02/28/18	05/31/18	03/29/19	Beaumont, City of	Beaumont, City of	Beaumont, City of	Beaumont, City of
0813000047	SHOPP	RIV	074	WIDEN EXISTING LANES TO PROVIDE 12' LANES, 4' SHOULDERS & GROUND-IN RUMBLE STRIPS CENTERLINE & SHOULDERS	2.12	2.03	0.00	0.00	2.28	0.95	0.00	0.00	SHOPP	2016	Yes	No	No	No	23%	53,620,000	12,382,000	4,787,000	2,590,000	20,000	4,985,000	0	2,522,301	09/10/20	03/23/22	03/22/24	Caltrans	Caltrans	Caltrans	Caltrans
0813000077	PARTNERSHIP	SBD	015	CONSTRUCT AGRICULTURAL INSPECTION FACILITY (AIF) AND DEMOLISH EXISTING CDFA IN VERMO - STAGE 2	0.00	0.00	0.06	6.22	0.00	0.00	0.00	5.41	N/A	N/A	No	No	No	Yes	17%	37,803,000	6,426,000	0	1,200,000	200,000	5,026,000	120	4,545,160	05/18/17	01/22/19	01/22/21	Caltrans	Caltrans	Caltrans	Caltrans
0813000109	PARTNERSHIP	RIV	060	INTERCHANGE IMPROVEMENTS	0.00	1.16	0.11	0.95	0.00	0.05	0.00	0.30	N/A	N/A	No	No	No	No								0	697,456	09/15/21	09/15/22	09/16/24	Moreno Valley, City of	Moreno Valley, City of	Moreno Valley, City of	Moreno Valley, City of
0813000117	SHOPP	SBD	015	INSTALL OUTER SEPARATION BARRIER	0.00	0.00	0.00	0.12	0.00	0.00	0.00	0.01	SHOPP	2016	No	No	No	No	173%	1,386,000	2,398,000	373,000	1,015,000	34,000	976,000	1,331,465	1,442,443	10/10/16	11/07/17	10/17/19	Caltrans	Caltrans	Caltrans	Caltrans
0813000121	PARTNERSHIP	SBD	010		0.00	0.00	0.01	0.08	0.00	0.00	0.00	0.00	STIP	2014	No	No	No	No								13,730	1,507,290	03/01/16	01/31/18	09/15/20	San Bernardino County	San Bernardino County	San Bernardino County	San Bernardino County
0813000139	SHOPP	RIV	074	LEFT-TURN CHANNELIZATION AT GUNNERSON ST/STRICKLAND AVE	0.00	0.00	0.03	0.59	0.00	0.00	0.00	0.01	SHOPP	2016	No	No	No	Yes	236%	1,075,000	2,541,000	911,000	800,000	100,000	730,000	12,084	1,411,980	11/20/17	07/16/18	07/16/20	Caltrans	Caltrans	Caltrans	Caltrans
0813000140	SHOPP	SBD	018	WIDEN ROADBED & CONSTRUCT RAISED MEDIAN CURB	0.36	1.70	0.26	0.00	0.00	0.01	0.00	0.00	SHOPP	2016	Yes	No	No	No	64%	5,971,000	3,800,000	1,120,000	1,150,000	480,000	1,050,000	0	484,033	09/30/20	09/30/21	09/30/22	Caltrans	Caltrans	Caltrans	Caltrans
0813000142	SHOPP	SBD	018	CONSTRUCT RAISED MEDIAN CURB	0.00	0.00	0.02	0.03	0.00	0.00	0.00	0.01	SHOPP	2016	No	No	No	No	225%	1,236,000	2,781,000	267,000	610,000	38,000	1,866,000	1,074,669	1,337,520	03/15/17	08/21/17	11/07/19	Caltrans	Caltrans	Caltrans	Caltrans
0813000152	SHOPP	RIV	079	INSTALL TRAFFIC SIGNAL, ADD THROUGH-LANE EACH DIRECTION AND PROVIDE STANDARD 8 FOOT SHOULDERS	0.00	0.00	0.01	0.05	0.00	0.00	0.00	0.00	SHOPP	2014	No	No	No	No	132%	1,205,000	1,594,000	319,000	593,000	12,000	670,000	1,148,749	1,562,312	11/10/16	10/12/17	09/28/18	Caltrans	Caltrans	Caltrans	Caltrans
0813000176	SHOPP	SBD	040	BRIDGE REPLACEMENT	0.00	0.00	0.01	0.54	0.00	0.00	0.00	0.43	SHOPP	2012	No	No	No	Yes	30%	22,692,000	6,911,000	0	0	194,000	6,717,000	22,038,040	10,537,023	02/10/15	12/17/18	12/15/20	Caltrans	Caltrans	Caltrans	Caltrans
0813000213	SHOPP	SBD	138	REPLACE BRIDGE (MONITOR BRIDGE)	0.00	0.00	0.00	0.22	0.00	0.00	0.00	0.00	SHOPP	2016	No	No	No	No	175%	240,000	420,000	0	100,000	0	320,000	0	86,920	06/14/17	04/29/22	05/01/23	Caltrans	Caltrans	Caltrans	Caltrans
0813000220	PARTNERSHIP	SBD	395	WIDEN HWY TO 4-LANES & ADD LEFT-TURN CHANNELIZATION AT INTERSECTIONS (PHASE 1)	0.00	0.10	0.33	7.87	0.00	0.04	0.00	1.08	STIP	2014	No	No	No	No								0	5,073,048	08/01/18	08/03/20	08/03/22	Caltrans	San Bernardino Associated Governments (SANBAG)	Caltrans	San Bernardino Associated Governments (SANBAG)
0814000026	SHOPP	RIV	074	CONSTRUCT RAISED MEDIAN CURB	0.00	0.00	0.11	7.83	0.00	0.00	0.00	0.08	SHOPP	2016	No	No	No	Yes	50%	9,459,000	4,707,000	720,000	1,787,000	530,000	1,670,000	57,135	2,249,836	06/28/18	06/28/19	06/28/21	Caltrans	Caltrans	Caltrans	Caltrans
0814000049	SHOPP	SBD	127	CONSTRUCT 8-FT SHOULDERS AND INSTALL GROUND-IN RUMBLE STRIPS	0.00	0.31	0.06	1.36	0.00	0.00	0.00	0.00	SHOPP	2016	No	No	No	Yes	160%	1,010,000	1,616,000	729,000	444,000	54,000	389,000	0	649,180	10/10/18	01/08/19	12/06/19	Caltrans	Caltrans	Caltrans	Caltrans
0814000050	SHOPP	SBD	247	WIDEN SHOULDERS AND INSTALL RUMBLE STRIPS	0.00	0.18	0.16	0.86	0.00	0.10	0.00	0.02	SHOPP	2016	No	No	No	No	195%	1,037,000	2,024,000	632,000	817,000	162,000	413,000	7,153	1,108,212	01/30/19	08/15/19	08/11/20	Caltrans	Caltrans	Caltrans	Caltrans
0814000051	SHOPP	RIV	010	REHAB BRIDGE	0.17	1.95	0.02	0.00	0.14	3.62	0.00	0.00	SHOPP	2016	No	Yes	Yes	No	45%	10,471,000	4,682,000	953,000	1,645,000	8,000	2,076,000	0	590,207	01/21/20	11/15/21	11/14/23	Caltrans	Caltrans	Caltrans	Caltrans
0814000055	SHOPP	SBD	062	WIDEN SHOULDERS AND INSTALL RUMBLE STRIPS (PORTIONS)	0.00	0.21	0.13	1.18	0.00	0.00	0.00	0.00	SHOPP	2016	No	No	No	No	96%	3,228,000	3,102,000	1,217,000	700,000	575,000	610,000	16,805	1,376,849	12/20/18	10/21/19	10/21/21	Caltrans	Caltrans	Caltrans	Caltrans
0814000059	SHOPP	RIV	060	INSTALL DOUBLE LUMINAIRE MAST ARMS	0.00	0.00	0.03	1.01	0.00	0.00	0.00	0.28	SHOPP	2016	No	No	No	Yes	40%	9,816,000	3,899,000	630,000	1,403,000	113,000	1,753,000	4,747,061	2,647,491	01/11/17	10/01/18	10/01/20	Caltrans	Caltrans	Caltrans	Caltrans
0814000060	SHOPP	RIV	079	INSTALL DRAINAGE INLETS	0.00	0.00	0.02	0.02	0.00	0.00	0.00	0.00	SHOPP	2014	No	No	No	No	121%	1,101,000	1,329,000	315,000	414,000	76,000	524,000	978,886	1,387,805	09/01/16	05/12/17	12/17/18	Caltrans	Caltrans	Caltrans	Caltrans
0814000079	PARTNERSHIP	SBD	010	INTERCHANGE IMPROVEMENTS (STREAMLINED OVERSIGHT)	0.00	0.09	0.06	0.76	0.00	0.01	0.00	0.30	N/A	N/A	No	No	No	No								0	765,568	10/02/18	10/29/19	01/17/20	San Bernardino Associated Governments (SANBAG)	San Bernardino Associated Governments (SANBAG)	San Bernardino Associated Governments (SANBAG)	San Bernardino Associated Governments (SANBAG)
0814000085	SHOPP	SBD	210	INSTALL FIBER OPTIC COMMUNICATION (FOC), CLOSED CIRCUITE TV CAMERAS (CCTV) & CHANGEABLE MESSAGE SIGN (CMS)	0.00	0.00	0.00	0.53	0.00	0.00	0.00	0.00	SHOPP	2014	No	No	No	Yes	33%	3,022,000	984,000	220,000	337,000	22,000	405,000	847,456	996,426	01/11/17	03/15/19	03/16/20	Caltrans	Caltrans	Caltrans	Caltrans
0814000086	STIP	SBD	015	RECONSTRUCT EXISTING "D", "E" ST. & STODDARD WELLS RD IC, WIDEN VICTORVILLE SEPARATION OVERHEAD, CONSTRUCT NEW NB C/D BRIDGE OVER "D" & "E" ST., BNSF RR, WIDEN MOJAVE RIVER BR & CONSTRUCT NEW WEST FRONTAGE RD BR OVER MOJAVE RIVER,	0.00	0.00	0.00	5.60	0.00	0.00	0.00	5.38	STIP	2014	No	No	No	Yes	12%	85,632,000	10,300,000	0	0	0	10,300,000	49,520,701	30,272,120		02/27/19	02/25/22	Caltrans	Caltrans	Caltrans	Caltrans
0814000087	SHOPP	RIV	010	METHACRYLATE DECKS, REPLACE JOINT SEALS ETC.	0.00	0.34	0.01	0.11	0.00	0.22	0.00	0.12	SHOPP	2016	No	Yes	No	No	109%	1,502,000	1,630,000	350,000	660,000	20,000	600,000	0	270,639	04/30/19	07/30/20	07/29/22	Caltrans	Caltrans	Caltrans	Caltrans
0814000102	SHOPP	RIV	074	SLOPE STABILIZATION	0.00	0.53	0.02	0.52	0.00	0.16	0.00	0.02	SHOPP	2016	No	Yes	Yes	No	96%	1,092,000	1,048,000	340,000	288,000	20,000	400,000	0	312,076	05/01/19	09/16/19	09/16/20	Caltrans	Caltrans	Caltrans	Caltrans
0814000103	SHOPP	SBD	330	CONSTRUCT ROCKFALL BARRIER	0.00	1.03	0.02	0.00	0.00	0.20	0.00	0.03	SHOPP	2016	No	Yes	Yes	No	91%	2,031,000	1,850,000	480,000	860,000	40,000	470,000	0	350,540	06/17/19	12/16/19	12/15/20	Caltrans	Caltrans	Caltrans	Caltrans
0814000107	SHOPP	SBD	215	UPGRADE EXISTING WEIGH IN MOTION (WIM) SYSTEM	0.00	0.28	0.01	0.79	0.00	0.16	0.00	0.00	SHOPP	2016	No	No	No	No	76%	1,336,000	1,010,000	190,000	320,000	20,000	480,000	0	267,042	03/01/19	01/15/20	01/15/21	Caltrans	Caltrans	Caltrans	Caltrans
0814000113	SHOPP	RIV	062	MILL AND OVERLAY MAINLINE & SHOULDERS, UPGRADE GUARDRAIL, DRAINAGE & CURB RAMPS	0.00	3.81	2.36	0.00	0.00	0.01	0.00	0.00	SHOPP	2016	No	No	No	No	28%	37,564,000	10,581,000	1,451,000	3,500,000	1,110,000	4,520,000	0	2,822,236	01/15/21	03/15/22	03/15/23	Caltrans	Caltrans	Caltrans	Caltrans
0814000114	SHOPP	SBD	142	MILL AND OVERLAY MAINLINE & SHOULDERS	0.00	0.25	0.02	2.21	0.00	0.09	0.00	0.01	SHOPP	2016	No	No	No	No	33%	7,580,000	2,510,000	416,000	720,000	75,000	1,299,000	0	992,325	02/04/19	03/02/20	03/01/22	Caltrans	Caltrans	Caltrans	Caltrans
0814000115	SHOPP	RIV	010	REHABILITATE PAVEMENT	0.00	0.00	0.03	0.25	0.00	0.00	0.00	0.05	SHOPP	2014	No	No	No	Yes	11%	70,425,000	7,900,000	2,900,000	800,000	50,000	4,150,000	63,543,838	5,514,056	03/07/16	07/20/18	07/20/20	Caltrans	Caltrans	Caltrans	Caltrans
0814000116	SHOPP	SBD	395	COLD PLANE & OVERLAY MAINLINE & SHOULDERS & INSTALL CENTERLINE AND SHOULDER RUMBLE STIPS	0.00	0.00	0.02	0.02	0.00	0.00	0.00	0.00	SHOPP	2014	No	No	No	No	24%	14,852,000	3,543,000	800,000	1,070,000	72,000	1,601,000	13,887,278	2,436,484	02/23/16	08/30/17	09/05/18	Caltrans	Caltrans	Caltrans	Caltrans
0814000128	PARTNERSHIP PA	SBD	215	REPLACE LANDSCAPE AND IRRIGATION.	0.93	0.06	0.00	0.00	0.00	0.00	0.00	0.00	N/A	N/A	Yes	No	No	No								0	0	01/05/21	01/05/22	07/05/22	San Bernardino Associated Governments (SANBAG)	San Bernardino Associated Governments (SANBAG)	San Bernardino Associated Governments (SANBAG)	San Bernardino Associated Governments (SANBAG)
0814000132	SHOPP	SBD	040	DEMOLISH AND RECONSTRUCT SRRA	0.43	0.88	0.06	0.00	0.01	3.69	0.00	0.00	SHOPP	2016	Yes	No	No	No	106%	5,350,000	5,650,000	1,400,000	1,940,000	10,000	2,300,000	0	384,283	02/01/21	06/01/22	06/03/24	Caltrans	Caltrans	Caltrans	Caltrans
0814000140	STIP PA	SBD	138	WIDEN TWO BNSF BRIDGE STRUCTURES TO 4-LNS & CONSTRUCT RETAINING WALLS (PHASE 1B)	0.00	0.93	0.21	0.00	0.00	0.22	0.00	0.00	N/A	N/A	No	No	No	No								0	0	12/31/20	08/31/22	08/30/24	Caltrans	Caltrans	Caltrans	Caltrans
0814000144	PARTNERSHIP	RIV	086	CONSTRUCT NEW IC AT AVE 50 & BRIDGE OVER COACHELLA CHANNEL	2.48	0.00	0.00	0.00	0.33	0.00	0.00	0.00	N/A	N/A	Yes	No	No	No								0	282,186	02/25/21	02/24/23	02/24/25	Coachella, City of	Coachella, City of	Coachella, City of	Coachella, City of
0814000173	SHOPP	RIV	215	INSTALL CCTV, CMS, CENSUS STATIONS, DETECTIONS, HUBS & FIBER OPTIC CABLE & CONNECT EXISTING ICC AND RAMP METERS	0.00	0.00	0.01	0.06	0.00	0.00	0.00	0.02	SHOPP	2014	No	No	No	No	49%	6,737,000	3,284,000	451,000	813,000	10,000	2,010,000	5,515,582	2,892,922	03/30/16	01/31/18	10/01/19	Caltrans	Caltrans	Caltrans	Caltrans
0814000175	SHOPP	RIV	015	INSTALL TMS FIELD ELEMENTS	0.00	0.00	0.01	4.08	0.00	0.00	0.00	1.59	SHOPP	2014	No	No	No	Yes	36%	17,227,000	6,176,000	1,140,000	1,786,000	30,000	3,220,000	64,423	2,223,873	08/15/17	02/28/19	02/26/21	Caltrans	Caltrans	Caltrans	Caltrans
0814000176	SB1 RMRA	SBD	071	INSTALL RMS, CCTV, CMS, VDS & FIBER OPTIC COMM SYS	0.81	2.27	0.09	0.00	0.01	0.00	0.00	0.00	SHOPP	2016	Yes	No	No	No	33%	11,266,000	3,692,000	561,000	1,361,000	113,000	1,657,000	0	0	01/05/21	02/01/22	03/01/23	Caltrans	Caltrans	Caltrans	Caltrans
0814000184	SHOPP	SBD	015	UPGRADE SAFETY ROADSIDE REST AREA (SRRA)	0.00	0.00	0.00	0.26	0.00	0.00	0.00	0.34	SHOPP	2014	No	No	No	Yes	44%	8,188,000	3,621,000	365,000	846,000	30,000	2,380,000	1,871,881	2,561,890	01/13/17	07/09/18	09/03/19	Caltrans	Caltrans	Caltrans	Caltrans
0814000194	PARTNERSHIP	SBD	060	WIDEN ARCHIBALD AVE BETWEEN EAST OAK HILL DR AND MONTICELLO PLACE & WIDEN ON & OFF RAMPS	0.00	1.23	0.14	0.00	0.00	0.21	0.00	0.00	N/A	N/A	No	Yes	Yes	No								0	446,308	08/30/19	04/30/21	04/28/23	San Bernardino Associated Governments (SANBAG)	San Bernardino Associated Governments (SANBAG)	San Bernardino Associated Governments (SANBAG)	San Bernardino Associated Governments (SANBAG)
0814000195	SHOPP	SBD	210	METHACRYLATE DECK, REPLACE JOINT SEALS AND REPLACE ELASTOMERIC BEARINGS	0.00	0.00	0.01	0.58	0.00	0.00	0.00	0.67	SHOPP	2016	No	No	No	Yes	127%	1,028,000	1,307,000	184,000	453,000	10,000	660,000	0	509,628	12/26/17	01/10/19	01/12/21	Caltrans	Caltrans	Caltrans	Caltrans
0814000196	SHOPP	SBD	040	RECONSTRUCT ROCK SLOPE PROTECTION	0.00	0.00	0.00	0.44	0.00	0.00	0.00	0.10	SHOPP	2016	No	No	No	Yes	141%	608,000	858,000	220,000	383,000	10,000	245,000	11,124	588,858	11/30/17	12/21/18	12/18/20	Caltrans	Caltrans	Caltrans	Caltrans
0814000216	SHOPP	RIV	010	UPGRADE TO STANDARD BRIDGE RAIL & GUARDRAIL	0.00	0.66	0.02	0.00	0.00	0.97	0.00	0.00	SHOPP	2016	No	Yes	Yes	No	143%	602,000	861,000	339,000	393,000	10,000	119,000	0	204,635	11/01/19	11/03/20	11/03/22	Caltrans	Caltrans	Caltrans	Caltrans
0814000223	SHOPP	RIV	060	MILL AND OVERLAY MAINLINE PAVEMENT, SHOULDERS AND RAMPS, INCLUDE DIGOUTS	0.00	0.00	0.00	0.19	0.00	0.00	0.00	0.02	SHOPP	2014	No	No	No	No	23%	20,102,000	4,623,000	721,000	1,030,000	22,000	2,850,000	18,749,838	3,598,926	06/15/16	10/31/17	02/14/20	Caltrans	Caltrans	Caltrans	Caltrans
0814000226	SHOPP	SBD	010	UPGRADE IRRIGATION FACILITIES	0.00	0.15	0.00	0.00	0.00	0.00	0.00	0.00	N/A	N/A	No	No	No	No	77%	1,595,000	1,232,000	172,000	658,000	20,000	382,000	0	0	01/04/19	07/05/19	07/06/20	Caltrans	Caltrans	Caltrans	Caltrans
0814000249	SHOPP	RIV	010	ADVANCE MITIGATION PROGRAM (ENDOWMENT FUND TO CVCC)	0.28	0.00	0.29	0.00	0.00	0.00	0.00	0.00	N/A	N/A	No	Yes	No	No								0	15,046			08/03/20	Caltrans	Caltrans	Caltrans	Caltrans

Attachment 1
COS Fiscal Year 2018-19 Project Workload File

EFIS ID	Project Type	CO	RTE	Work Description	DIST PAED	DIST PSE	DIST RW	DIST CON	DES PAED	DES PSE	DES RW	DES CON	Document	Document Year	PA&ED in 18/19	RTL in 18/19	RW Cert in 18/19	CCA in 18/19	Support To Capital %[2]	Total Capital Budget[1]	Total Support Budget[1]	Environmental Support Budget	Design Support Budget	Right of Way Support Budget	Construction Support Budget	Total Capital Expenditures	Total Support Expenditures	Estimated Construction Start Date[3]	Estimated Construction End Date[4]	Estimated Project End Date[5]	PAED Implementing Agency	PSE Implementing Agency	ROW Implementing Agency	CON Implementing Agency
0814000256	SHOPP	RIV	074	CONSTRUCT SIDEWALKS, CURB RAMPS, DRIVEWAYS AND OTHER PEDESTRIAN FACILITIES	0.00	3.34	0.60	0.00	0.00	0.00	0.00	0.00	SHOPP	2016	No	No	No	No	168%	2,434,000	4,092,000	710,000	1,815,000	467,000	1,100,000	0	201,106	11/17/20	08/27/21	08/25/23	Caltrans	Caltrans	Caltrans	Caltrans
0814000257	SHOPP	RIV	079	CONSTRUCT AND UPGRADE EXISTING PEDESTRIAN FACILITIES TO CURRENT ADA STANDARDS	0.00	1.78	3.49	0.00	0.00	0.00	0.00	0.00	SHOPP	2016	No	No	No	No	192%	1,496,000	2,865,000	695,000	900,000	670,000	600,000	0	536,294	11/10/20	11/12/21	11/13/23	Caltrans	Caltrans	Caltrans	Caltrans
0815000016	SHOPP	RIV	079	MILL AND OVERLAY, UPGRADE DIKES, ADA CURB RAMPS, GUARDRAILS	0.00	3.11	0.01	0.00	0.00	0.03	0.00	0.00	SHOPP	2016	No	Yes	Yes	No							0	289,194	02/14/20	01/26/21	01/26/23	Caltrans	Caltrans	Caltrans	Caltrans
0815000034	SHOPP	SBD	215	REPLACE OVERCROSSING	0.00	3.50	0.62	0.00	0.00	4.55	0.00	0.00	SHOPP	2016	No	No	No	No							0	1,362,501	06/12/20	07/07/22	07/07/23	Caltrans	Caltrans	Caltrans	Caltrans
0815000047	SHOPP	SBD	095	INSTALL GROUND-IN SHOULDER & CENTERLINE RUMBLE STRIPS	0.00	1.39	0.04	0.20	0.00	0.15	0.00	0.00	SHOPP	2016	No	Yes	Yes	No	131%	1,400,000	1,830,000	650,000	700,000	30,000	450,000	0	113,142	05/30/19	12/02/19	11/30/20	Caltrans	Caltrans	Caltrans	Caltrans
0815000050	PARTNERSHIP	VAR	010	EB TRUCK CLIMBING LANE IMPROVEMENTS	0.73	0.00	0.00	0.00	0.18	0.00	0.00	0.00	N/A	N/A	No	No	No	No							0	0	05/31/22	11/27/23	11/21/25	San Bernardino Associated Governments (SANBAG)	San Bernardino Associated Governments (SANBAG)	San Bernardino Associated Governments (SANBAG)	San Bernardino Associated Governments (SANBAG)
0815000051	SHOPP	SBD	247	CONSTRUCT GROUND-IN SHOULDER & CENTERLINE RUMBLE STRIPS	0.00	0.58	0.11	1.95	0.00	0.14	0.00	0.02	SHOPP	2016	No	Yes	Yes	Yes	98%	1,963,000	1,930,000	600,000	720,000	60,000	550,000	0	153,757	11/01/18	05/07/19	05/06/20	Caltrans	Caltrans	Caltrans	Caltrans
0815000055	SHOPP	SBD	330	REPAIR/REPLACE CULVERTS	0.00	0.03	0.02	1.39	0.00	0.07	0.00	0.09	SHOPP	2016	No	No	No	No	60%	3,410,000	2,030,000	875,000	450,000	25,000	680,000	0	1,234,023	10/25/18	07/06/20	07/06/22	Caltrans	Caltrans	Caltrans	Caltrans
0815000057	SHOPP	RIV	111	PLACE CENTERLINE AND SHOULDER RUMBLE STRIPS	0.00	0.00	0.07	0.74	0.00	0.00	0.00	0.00	SHOPP	2016	No	No	No	Yes	140%	2,223,000	3,119,000	768,000	911,000	64,000	1,376,000	0	668,039	01/29/18	09/28/19	09/28/20	Caltrans	Caltrans	Caltrans	Caltrans
0815000058	SHOPP	RIV	243	PLACE CENTERLINE RUMBLE STRIPS	0.00	0.00	0.01	0.01	0.00	0.00	0.00	0.00	SHOPP	2014	No	No	No	No	89%	844,000	747,000	172,000	305,000	10,000	260,000	744,293	710,615	08/03/16	07/07/17	08/15/18	Caltrans	Caltrans	Caltrans	Caltrans
0815000059	SHOPP	RIV	010	INSTALL 4 CHANGEABLE MESSAGE SIGNS (CMS) ON RTE 10 EB & 1 CMS ON RTE 60 EB AND 1 CMS ON RTE 86 NB	0.00	0.28	0.00	0.33	0.00	0.16	0.00	0.18	SHOPP	2016	No	No	No	No	45%	3,238,000	1,445,000	425,000	450,000	20,000	550,000	0	330,165	04/02/19	08/17/20	08/16/21	Caltrans	Caltrans	Caltrans	Caltrans
0815000062	SHOPP	RIV	371	PLACE CENTERLINE AND SHOULDER RUMBLE STRIPS	0.00	0.00	0.06	1.02	0.00	0.00	0.00	0.01	SHOPP	2016	No	No	No	Yes	203%	825,000	1,674,000	440,000	560,000	40,000	634,000	0	627,282	03/16/18	09/28/18	09/30/19	Caltrans	Caltrans	Caltrans	Caltrans
0815000063	SHOPP	RIV	015	PLACE SHOULDER RUMBLE STRIPS	0.00	0.00	0.05	0.15	0.00	0.00	0.00	0.00	SHOPP	2016	No	No	No	No	246%	495,000	1,219,000	294,000	546,000	20,000	359,000	0	792,089	08/03/17	02/05/18	02/05/19	Caltrans	Caltrans	Caltrans	Caltrans
0815000065	SHOPP	SBD	038	PLACE CENTERLINE AND SHOULDER RUMBLE STRIPS	0.00	0.00	0.03	0.06	0.00	0.00	0.00	0.00	SHOPP	2016	No	No	No	No	246%	296,000	729,000	179,000	341,000	27,000	182,000	0	537,992	05/09/17	12/22/17	12/20/18	Caltrans	Caltrans	Caltrans	Caltrans
0815000076	SHOPP	RIV	010	HIGH FRICTION SURFACE TREATMENT (HFST)	0.00	0.00	0.01	0.02	0.00	0.00	0.00	0.00	SHOPP	2016	No	No	No	No	269%	265,000	712,000	196,000	345,000	11,000	160,000	189,945	557,062	03/24/17	06/16/17	11/27/19	Caltrans	Caltrans	Caltrans	Caltrans
0815000087	PARTNERSHIP	RIV	215	CONSTRUCT FOUR-LANE BRIDGE OVERCROSSING.	0.00	0.38	0.08	0.00	0.00	0.15	0.00	0.00	N/A	N/A	No	No	No	No							0	692,123	05/04/20	10/26/20	06/28/21	Menifee, City of	Menifee, City of	Menifee, City of	Menifee, City of
0815000096	REAL PROPERTY SERVICES	VAR	VAR	Inverse Condemnation	0.00	0.00	1.11	0.00	0.00	0.00	0.00	0.00	N/A	N/A	No	No	No	No							0	0			07/30/19	Caltrans	Caltrans	Caltrans	Caltrans
0815000101	SHOPP	SBD	395	CONSTRUCT 4' MEDIAN BUFFER AND WIDEN EXISTING SHOULDER TO 8', CONSTRUCT CENTERLINE RUMBLE STRIPS	0.00	0.00	1.76	8.84	0.00	0.00	0.00	0.39	SHOPP	2016	No	No	No	Yes	37%	27,610,000	10,335,000	2,697,000	2,197,000	1,700,000	3,741,000	181,906	4,816,770	11/29/17	04/01/19	04/01/20	Caltrans	Caltrans	Caltrans	Caltrans
0815000102	SHOPP	SBD	395	CONSTRUCT 4' MEDIAN BUFFER AND WIDEN EXISTING SHOULDERS TO 8', INSTALL CENTERLINE & SHOULDER RUMBLE STRIPS	0.00	1.96	0.88	7.48	0.00	0.10	0.00	0.18	SHOPP	2016	No	No	No	No	64%	15,137,000	9,758,000	1,987,000	2,278,000	2,026,000	3,467,000	96,985	2,912,194	10/17/18	01/06/20	01/06/22	Caltrans	Caltrans	Caltrans	Caltrans
0815000106	SHOPP	SBD	062	RESTORE STORM ERODED EMBANKMENTS WITH RSP	0.88	1.98	0.03	0.00	0.00	0.00	0.00	0.00	SHOPP	2016	Yes	No	No	No	64%	8,542,000	5,476,000	2,558,000	902,000	76,000	1,940,000	0	218,108	02/16/21	09/01/22	09/01/23	Caltrans	Caltrans	Caltrans	Caltrans
0815000107	SHOPP	RIV	095	RESTORE STORM ERODED EMBANKMENTS WITH RSP AND REPLACE CULVERTS	0.88	1.69	0.05	0.00	0.00	0.00	0.00	0.00	SHOPP	2016	Yes	No	No	No	50%	8,770,000	4,406,000	980,000	901,000	63,000	2,462,000	0	210,481	02/16/21	09/01/22	09/01/23	Caltrans	Caltrans	Caltrans	Caltrans
0815000116	SHOPP	VAR	VAR	Long-term mitigation monitoring	0.00	0.00	0.00	0.75	0.00	0.00	0.00	0.00	N/A	N/A	No	No	No	No							0	92,850			08/01/19	Caltrans	Caltrans	Caltrans	Caltrans
0815000155	SHOPP	SBD	060	ADD WB AUX LANE, ADD EB DECELERATION LANE, WIDEN RAMPS & BRIDGES	0.00	0.00	0.00	0.00	0.00	0.00	0.00	0.00	N/A	N/A	Yes	No	No	No							0	0	03/01/21	06/01/22	06/03/24	Caltrans	Caltrans	Caltrans	Caltrans
0815000156	SHOPP	SBD	060	ADD WB AUX LANE, WIDEN I-15 S-W CONNECTOR, WIDEN RAMPS	0.89	1.38	0.01	0.00	0.01	0.47	0.00	0.00	N/A	N/A	No	No	No	Yes	104%	4,627,000	4,806,000	2,032,000	1,164,000	10,000	1,600,000	0	0	03/01/21	06/01/22	06/03/24	Caltrans	Caltrans	Caltrans	Caltrans
0815000159	PARTNERSHIP PA	RIV	060	IMPROVEMENTS AT REDLANDS BLVD IC(PSR ONLY)	0.00	0.00	0.00	0.00	0.00	0.00	0.00	0.00	N/A	N/A	No	No	Yes	No							0	0	03/10/20	03/09/21	03/09/23	Moreno Valley, City of	Moreno Valley, City of	Moreno Valley, City of	Moreno Valley, City of
0815000160	SHOPP	SBD	060	REPLACE EXISTING GUIDE SIGNS WITH RETRO-REFLECTIVE SHEETING (PHASE 1)	0.00	1.08	0.01	0.00	0.00	0.04	0.00	0.00	SHOPP	2016	Yes	No	No	No	57%	1,281,000	729,000	178,000	289,000	12,000	250,000	0	61,312	11/02/20	03/01/22	03/01/23	Caltrans	Caltrans	Caltrans	Caltrans
0815000162	SHOPP	RIV	010	REPLACE EXISTING GUIDE SIGNS WITH TYPE XI REFLECTIVITY (PHASE 2)	0.00	1.65	0.04	0.00	0.00	0.10	0.00	0.00	SHOPP	2016	No	Yes	Yes	No							0	321,616	12/02/19	05/03/21	05/02/22	Caltrans	Caltrans	Caltrans	Caltrans
0815000163	SHOPP	RIV	060	REPLACE EXISTING GUIDE SIGNS WITH RETRO-REFLECTIVE SHEETING (PHASE 1)	0.00	0.98	0.02	0.00	0.00	0.03	0.00	0.00	SHOPP	2016	Yes	No	No	No	42%	1,602,000	679,000	194,000	260,000	15,000	210,000	0	55,559	11/02/20	03/01/22	03/01/23	Caltrans	Caltrans	Caltrans	Caltrans
0815000168	SHOPP	SBD	010	INSTALL TMS FIELD ELEMENTS	0.00	3.02	0.04	0.00	0.00	0.25	0.00	0.00	SHOPP	2016	No	Yes	Yes	No	38%	7.664.000	2.910.000	300.000	1.000.000	10.000	1.600.000	0	7.508	11/01/19	09/01/20	02/01/21	Caltrans	Caltrans	Caltrans	Caltrans
0815000170	SHOPP	SBD	210	INSTALL NEW FREEWAY TO FREEWAY RAMP METERING SYSTEMS	0.00	0.81	0.15	0.00	0.00	0.00	0.00	0.00	SHOPP	2016	No	Yes	Yes	No	57%	2,305,000	1,319,000	410,000	449,000	10,000	450,000	0	342,853	10/15/19	07/15/20	07/15/22	Caltrans	Caltrans	Caltrans	Caltrans
0815000171	GEOTECHNICAL BORINGS COMPLIANCE	VAR	VAR	Identify, prioritize and execute a mitigation strategy for boreholes	0.00	0.38	0.00	0.00	0.00	1.76	0.00	0.00	N/A	N/A	No	No	No	No							0	378,727				Caltrans	Caltrans	Caltrans	Caltrans
0815000184	SB1 RMRA	SBD	018	REPAIR, RELINE OR REPLACE CULVERTS	1.72	0.00	0.00	0.00	0.00	0.00	0.00	0.00	SHOPP	2016	No	No	No	No							0	0	01/17/23	10/03/23	10/01/24	Caltrans	Caltrans	Caltrans	Caltrans
0815000189	PARTNERSHIP	SBD	210	ADD 1 MF LN IN EACH DIRECTION & RECONSTRUCT EXISTING EXIT AND ENTRANCE RAMPS, WIDEN SHOULDER IN MEDIAN, ADD AUXILIARY LNS AT SELECT LOCS & IMPROVE BASELINE RD IC	0.00	1.77	0.57	0.00	0.00	0.10	0.00	0.00	N/A	N/A	No	Yes	Yes	No							0	683,978	10/01/19	10/01/21	10/03/22	San Bernardino Associated Governments (SANBAG)	San Bernardino Associated Governments (SANBAG)	San Bernardino Associated Governments (SANBAG)	San Bernardino Associated Governments (SANBAG)
0815000192	SHOPP PA	SBD	018	VARIOUS REPAIRS TO 3 BRIDGES	0.25	0.00	0.11	0.00	0.02	0.00	0.00	0.00	N/A	N/A	No	No	No	No							0	0	05/02/22	08/01/23	08/01/24	Caltrans	Caltrans	Caltrans	Caltrans
0815000200	SHOPP PA	SBD	040	REGRADE MEDIAN CROSS SLOPE	4.82	0.00	0.00	0.00	1.18	0.00	0.00	0.00	N/A	N/A	No	No	No	No							0	0	11/30/21	07/31/23	07/31/24	Caltrans	Caltrans	Caltrans	Caltrans
0815000201	SHOPP	SBD	040	REGRADE MEDIAN CROSS SLOPE	3.27	3.14	0.07	0.00	0.49	0.48	0.00	0.00	SHOPP	2016	Yes	No	No	No	34%	24,140,000	8,200,000	2,900,000	2,300,000	200,000	2,800,000	0	625,797	11/30/20	05/28/21	05/31/22	Caltrans	Caltrans	Caltrans	Caltrans
0815000211	SHOPP	SBD	095	COLD IN PLACE RECYCLE	0.00	1.48	0.03	0.00	0.00	0.00	0.00	0.00	SHOPP	2016	No	No	No	No	26%	9,632,000	2,502,000	672,000	320,000	10,000	1,500,000	0	221,572	10/26/20	10/25/21	10/25/23	Caltrans	Caltrans	Caltrans	Caltrans
0815000212	SHOPP	SBD	095	MILL AND OVERLAY WITH DIGOUTS	0.00	1.22	0.03	0.00	0.00	0.00	0.00	0.00	SHOPP	2016	No	No	No	No	30%	4,454,000	1,339,000	489,000	150,000	10,000	690,000	0	300,504	10/26/20	10/25/21	10/25/23	Caltrans	Caltrans	Caltrans	Caltrans
0815000228	PARTNERSHIP PA	RIV	060	INTERCHANGE IMPROVEMENTS	1.95	0.00	0.00	0.00	0.11	0.00	0.00	0.00	N/A	N/A	No	No	No	No							0	0	03/19/21	09/10/21	09/08/23	Riverside County	Caltrans	Caltrans	Caltrans
0815000231	SHOPP	RIV	015	REPLACE TWO OUTSIDE LANES IN BOTH DIRECTIONS	0.00	1.85	0.01	0.00	0.00	0.63	0.00	0.00	SHOPP	2016	No	No	No	No							0	750,375	09/01/20	02/01/22	02/01/24	Caltrans	Caltrans	Caltrans	Caltrans
0815000232	SHOPP	RIV	015	SLAB REPLACEMENT	0.00	2.40	0.02	0.00	0.00	0.35	0.00	0.00	SHOPP	2016	No	Yes	Yes	No							0	597,078	01/15/20	08/02/21	08/02/22	Caltrans	Caltrans	Caltrans	Caltrans
0815000233	SHOPP	RIV	015	SLAB REPLACEMENT	0.00	2.09	0.01	0.00	0.00	0.42	0.00	0.00	SHOPP	2016	No	Yes	Yes	No	28%	24,050,000	6,743,000	1,022,000	930,000	20,000	4,771,000	0	378,846	01/15/20	08/02/21	08/02/22	Caltrans	Caltrans	Caltrans	Caltrans
0815000238	SHOPP	SBD	062	INSTALL TRAFFIC SIGNAL MEETING CURRENT ADA STANDARDS, CROSSWALKS & FLASHING BEACON SYSTEM	0.00	0.23	0.02	0.38	0.00	0.15	0.00	0.02	SHOPP	2016	No	Yes	Yes	No	240%	851,000	2,043,000	397,000	972,000	84,000	590,000	0	242,443	04/16/19	04/16/20	04/15/21	Caltrans	Caltrans	Caltrans	Caltrans
0815000242	SHOPP	SBD	015	REHABILITATE EXISTING MAINLINE AND RAMP PAVEMENT	0.00	2.59	0.01	0.00	0.00	0.00	0.00	0.00	SHOPP	2016	No	No	No	No	15%	26,808,000	3,910,000	600,000	1,200,000	10,000	2,100,000	0	390,422	08/03/20	08/06/21	08/08/22	Caltrans	Caltrans	Caltrans	Caltrans
0815000244	SHOPP	SBD	015	REHABILITATE EXISTING MAINLINE AND RAMP PAVEMENT	0.00	6.03	0.01	0.00	0.00	0.00	0.00	0.00	SHOPP	2016	No	No	No	No							0	735,939	10/29/20	05/10/23	04/26/24	Caltrans	Caltrans	Caltrans	Caltrans
0815000245	SHOPP	SBD	015	REHABILITATE EXISTING MAINLINE AND RAMP PAVEMENT	0.00	1.54	0.01	0.00	0.00	0.02	0.00	0.00	SHOPP	2016	No	No	No	No	18%	22,114,000	4,087,000	827,000	900,000	10,000	2,350,000	0	490,755	08/03/20	08/06/21	08/08/22	Caltrans	Caltrans	Caltrans	Caltrans
0816000001	SHOPP PA	RIV	074	REPLACE STRUCTURES/UPGRADE RAIL	2.82	0.00	0.00	0.00	2.81	0.00	0.00	0.00	N/A	N/A	No	No	No	No							0	0	11/30/22	11/27/24	11/30/26	Caltrans	Caltrans	Caltrans	Caltrans
0816000003	SHOPP	SBD	062	COLD IN PLACE RECYCLE	0.00	1.09	0.03	0.00	0.00	0.00	0.00	0.00	SHOPP	2016	No	No	No	No	27%	8.731.000	2.345.000	635.000	300.000	10.000	1.400.000	0	273.249	10/26/20	10/25/21	10/25/23	Caltrans	Caltrans	Caltrans	Caltrans
0816000005	SHOPP	SBD	015	COLD PLANE AND PLACE OGFC USING ¾" AGGREGATE NORTHBOUND	0.00	0.15	0.00	1.12	0.00	0.09	0.00	0.01	SHOPP	2016	No	No	No	No	137%	997,000	1,370,000	300,000	480,000	20,000	570,000	0	482,891	12/06/18	01/15/20	01/15/21	Caltrans	Caltrans	Caltrans	Caltrans
0816000011	SHOPP	SBD	071	REPLACE EXISTING GUIDE SIGNS WITH TYPE XI REFLECTIVITY (PHASE 2)	0.00	1.30	0.01	0.00	0.00	0.08	0.00	0.00	SHOPP	2016	No	Yes	Yes	No							0	273,294	12/02/19	05/03/21	05/02/22	Caltrans	Caltrans	Caltrans	Caltrans
0816000015	SHOPP	RIV	010	SECURE WB BRIDGE (TEX WASH 56-0576L) & BUILD CROSSOVER TO DIVERT TRAFFIC FR EB (TEX WASH 56-0576R) TO WB BRIDGE (PH 1)	0.00	0.00	0.00	0.03	0.00	0.00	0.00	0.01	SHOPP	2014	No	No	No	No	17%	5,000,000	835,000	75,000	340,000	10,000	410,000	3,539,067	979,043		02/08/16	08/20/18	Caltrans	Caltrans	Caltrans	Caltrans
0816000020	SHOPP PA	SBD	018	COLD PLANE PAVEMENT & PLACE HMA & RHMA CONCRETE	1.94	0.00	0.00	0.00	0.00	0.00	0.00	0.00	N/A	N/A	No	No	No	No							0	0	10/15/21	10/17/22	10/16/23	Caltrans	Caltrans	Caltrans	Caltrans
0816000022	SHOPP	RIV	010	REBUILD TEX WASH EB BRIDGE AND REPAIR DRAINAGE SYSTEMS	0.00	0.00	0.00	0.05	0.00	0.00	0.00	0.03	SHOPP	2014	No	No	No	No	14%	8,075,000	1,170,000	60,000	500,000	10,000	600,000	5,049,119	1,349,884		02/08/16	08/27/18	Caltrans	Caltrans	Caltrans	Caltrans
0816000035	SHOPP PA	SBD	040	REPLACE THE EXISTING WIM WITH A NEW SYSTEM TO MEET CURRENT ASTM 1318 STANDARDS	0.96	0.00	0.00	0.00	0.00	0.00	0.00	0.00	N/A	N/A	No	No	No	No							0	0	05/14/21	05/13/22	05/15/23	Caltrans	Caltrans	Caltrans	Caltrans
0816000036	SHOPP	VAR	VAR	UPGRADE COMMUNICATIONS TO "SMART" IRRIGATION CONTROLLERS AND COMPLY WITH THE GOVERNOR'S EXECUTIVE ORDER B-18-12 AND GOVERNOR'S STATE OF EMERGENCY PROCLAMATION FOR DROUGHT	0.00	0.00	0.00	0.03	0.00	0.00	0.00	0.00	SHOPP	2014	No	No	No	No	27%	1,900,000	520,000	10,000	100,000	10,000	400,000	1,883,718	918,554		04/10/17	07/30/18	Caltrans	Caltrans	Caltrans	Caltrans
0816000049	SHOPP	RIV	079	CONSTRUCT 8' PAVED SHOULDERS, INSTALL RUMBLE STRIPS & WIDEN TEMECULA BRIDGE	6.22	0.00	0.00	0.00	1.07	0.00	0.00	0.00	SHOPP	2016	No	No	No	No							0	216,473	08/19/22	08/18/23	08/20/25	Caltrans	Caltrans	Caltrans	Caltrans
0816000057	PARTNERSHIP	RIV	015	IC IMPROVEMENTS	0.00	0.12	0.08	0.40	0.00	0.00	0.00	0.05	N/A	N/A	No	Yes	No	No							0	326,841	10/01/18	10/01/19	10/01/21	Lake Elsinore, City of	Lake Elsinore, City of	Lake Elsinore, City of	Lake Elsinore, City of
0816000060	SHOPP	SBD	015	RECONSTRUCT ERODED EARTHEN DIKE	1.21	0.09	0.00	0.00	0.01	0.00	0.00	0.00	SHOPP	2016	Yes	No	No	No	175%	1,819,000	3,182,000	2,000,000	540,000	102,000	540,000	0	149,278	01/04/21	12/01/21	12/01/23	Caltrans	Caltrans	Caltrans	Caltrans

Attachment 1
COS Fiscal Year 2018-19 Project Workload File

EFIS ID	Project Type	CO	RTE	Work Description	DIST PAED	DIST PSE	DIST RW	DIST CON	DES PAED	DES PSE	DES RW	DES CON	Document	Document Year	PA&ED in 18/19	RTL in 18/19	RW Cert in 18/19	CCA in 18/19	Support To Capital %[2]	Total Capital Budget[1]	Total Support Budget[1]	Environmental Support Budget	Design Support Budget	Right of Way Support Budget	Construction Support Budget	Total Capital Expenditures	Total Support Expenditures	Estimated Construction Start Date[3]	Estimated Construction End Date[4]	Estimated Project End Date[5]	PAED Implementing Agency	PSE Implementing Agency	ROW Implementing Agency	CON Implementing Agency
0816000062	SHOPP	SBD	038	CONCRETE ROCK SLOPE PROTECTION AND REPLACE DRAINAGE SYSTEMS	0.00	0.00	0.02	0.90	0.00	0.00	0.00	0.03	SHOPP	2016	No	No	No	Yes	94%	1,991,000	1,874,000	699,000	400,000	25,000	750,000	8,290	1,131,984	04/26/17	11/30/18	11/30/19	Caltrans	Caltrans	Caltrans	Caltrans
0816000071	REAL PROPERTY SERVICES	VAR	VAR	Relinquishment Work	0.00	0.00	0.38	0.00	0.00	0.00	0.00	0.00	N/A	N/A	No	No	No	No								0	0			07/15/19	Caltrans	Caltrans	Caltrans	Caltrans
0816000072	SHOPP	SBD	095	WIDEN SHOULDERS AND INSTALL GROUND-IN RUMBLE STRIPS ALONG CENTERLINE & OUTSIDE SHOULDERS	0.00	0.00	0.07	1.78	0.00	0.00	0.00	0.03	SHOPP	2016	No	No	No	No	147%	1,230,000	1,802,000	552,000	600,000	100,000	550,000	10,905	898,701	06/25/18	07/26/19	07/26/21	Caltrans	Caltrans	Caltrans	Caltrans
0816000073	SHOPP	SBD	095	WIDEN SHOULDERS AND INSTALL GROUND-IN RUMBLE STRIPS ALONG CENTERLINE & OUTSIDE SHOULDERS	0.00	0.41	0.05	1.60	0.00	0.09	0.00	0.02	SHOPP	2016	No	No	No	No	120%	2,305,000	2,758,000	1,346,000	650,000	160,000	602,000	0	1,274,065	10/16/18	10/25/19	10/29/21	Caltrans	Caltrans	Caltrans	Caltrans
0816000076	PARTNERSHIP	SBD	010	WIDEN TO 2 EXPRESS LNS EACH DIR (PHASE 1)	0.04	0.00	1.02	5.43	0.00	0.00	0.00	10.24	N/A	N/A	No	No	No	No								0	7,825	06/29/18	02/06/18	03/27/25	San Bernardino Associated Governments (SANBAG)	San Bernardino Associated Governments (SANBAG)	San Bernardino Associated Governments (SANBAG)	San Bernardino Associated Governments (SANBAG)
0816000079	SHOPP PA	SBD	040	RETROFIT BRIDGE FOOTING & REPLACE & EXPAND RSP LIMITS	4.09	0.00	0.00	0.00	0.85	0.00	0.00	0.00	N/A	N/A	No	No	No	No								0	0	11/02/22	11/02/23	11/04/25	Caltrans	Caltrans	Caltrans	Caltrans
0816000080	PARTNERSHIP	RIV	091	RETAINING WALL AT PACHAPPA - UP RAILROAD TIE-IN	0.00	0.00	0.10	1.82	0.00	0.00	0.00	1.23	N/A	N/A	No	No	No	No								0	1,630,154	07/16/18	07/19/19	07/15/21	Caltrans	Riverside County Trans Commission (RCTC)	Caltrans	Riverside County Trans Commission (RCTC)
0816000086	SB1 RMRA	RIV	010	REHABILITATE MAINLINE PAVEMENT, SHOULDERS AND RAMPS	10.79	0.00	0.00	0.00	0.03	0.00	0.00	0.00	SHOPP	2016	No	No	No	No								0	0	01/10/23	01/13/26	07/11/28	Caltrans	Caltrans	Caltrans	Caltrans
0816000087	SB1 RMRA	RIV	010	REHABILITATE MAINLINE PAVEMENT, SHOULDERS AND RAMPS	39.41	0.00	0.01	0.00	0.05	0.00	0.00	0.00	SHOPP	2016	Yes	No	No	No	29%	263,020,000	76,353,000	16,900,000	21,800,000	153,000	37,500,000	0	0	01/15/21	01/19/24	01/16/26	Caltrans	Caltrans	Caltrans	Caltrans
0816000090	SB1 RMRA	RIV	010	REHABILITATE MAINLINE PAVEMENT, SHOULDERS AND RAMPS	20.73	0.00	0.00	0.00	0.04	0.00	0.00	0.00	SHOPP	2016	No	No	No	No								0	0	01/10/23	01/13/26	07/11/28	Caltrans	Caltrans	Caltrans	Caltrans
0816000094	SHOPP	RIV	215	INSTALL CONCRETE BARRIER AT EDGE OF SHOULDER	0.00	0.25	0.01	0.84	0.00	0.14	0.00	0.01	SHOPP	2016	No	Yes	Yes	No	70%	3,000,000	2,112,000	600,000	732,000	10,000	770,000	0	504,834	03/08/19	03/27/20	03/28/22	Caltrans	Caltrans	Caltrans	Caltrans
0816000102	PARTNERSHIP PA	SBD	010	INTERCHANGE MODIFICATIONS	3.87	0.51	0.00	0.00	0.08	0.10	0.00	0.00	N/A	N/A	Yes	No	No	No								0	0	04/16/21	04/14/23	04/15/25	Caltrans	Caltrans	Caltrans	Caltrans
0816000130	SHOPP PA	RIV	074	PAVEMENT (CAPM), ITS & MULTI-MODAL UPGRADES	7.46	0.00	0.00	0.00	0.03	0.00	0.00	0.00	N/A	N/A	No	No	No	No								0	0	01/17/23	05/31/24	06/02/26	Caltrans	Caltrans	Caltrans	Caltrans
0816000162	SHOPP	RIV	060	INSTALL A TRAFFIC SIGNAL	0.00	1.08	0.15	0.00	0.00	0.08	0.00	0.00	SHOPP	2016	No	Yes	Yes	No	218%	736,000	1,608,000	397,000	546,000	99,000	566,000	0	139,674	09/02/19	08/03/20	08/02/21	Caltrans	Caltrans	Caltrans	Caltrans
0816000168	PARTNERSHIP PA	SBD	010	INTERCHANGE IMPROVEMENTS	0.43	5.01	0.13	0.00	0.00	0.03	0.00	0.00	N/A	N/A	Yes	No	No	No								0	0	06/10/20	12/02/20	01/03/23	San Bernardino Associated Governments (SANBAG)	San Bernardino Associated Governments (SANBAG)	San Bernardino Associated Governments (SANBAG)	Caltrans
0816000170	PARTNERSHIP PA	RIV	091	INTERCHANGE MODIFICATIONS	0.00	0.00	0.00	0.00	0.00	0.00	0.00	0.00	N/A	N/A	No	No	No	No								0	0	12/15/21	06/14/24	06/12/26	Caltrans	Caltrans	Caltrans	Caltrans
0816000174	SHOPP PA	RIV	010	REPLACE EXISTING ROCK SLOPE PROTECTION	2.56	0.00	0.00	0.00	0.06	0.00	0.00	0.00	N/A	N/A	No	No	No	No								0	0	12/12/22	10/11/23	10/15/25	Caltrans	Caltrans	Caltrans	Caltrans
0816000176	SHOPP PA	RIV	010	REPLACE EXISTING ROCK SLOPE PROTECTION	2.86	0.00	0.00	0.00	0.06	0.00	0.00	0.00	N/A	N/A	No	No	No	No								0	0	09/06/22	11/15/23	11/19/25	Caltrans	Caltrans	Caltrans	Caltrans
0816000177	SHOPP PA	RIV	010	REPLACE EXISTING ROCK SLOPE PROTECTION	3.37	0.00	0.00	0.00	0.06	0.00	0.00	0.00	N/A	N/A	No	No	No	No								0	0	11/04/22	12/20/23	12/17/25	Caltrans	Caltrans	Caltrans	Caltrans
0816000186	SHOPP	SBD	215	INSTALL FOC BACKBONE, RMS, CMS, CCTV, VDS, & ESU	0.78	1.27	0.02	0.00	0.00	0.00	0.00	0.00	SHOPP	2016	Yes	No	No	No	34%	9,248,000	3,185,000	376,000	842,000	37,000	1,930,000	0	0	02/01/21	10/23/21	10/23/23	Caltrans	Caltrans	Caltrans	Caltrans
0816000193	SHOPP	SBD	210	CONVERT EXISTING BUFFER SEPARATED & LIMITED ACCESS TO CONTINUOUS ACCESS HOV LANE	0.00	0.00	0.07	0.07	0.00	0.00	0.00	0.00	SHOPP	2016	No	No	No	No	99%	424,000	421,000	37,000	216,000	10,000	158,000	0	234,663	11/20/17	02/26/18	01/15/19	Caltrans	Caltrans	Caltrans	Caltrans
0816000194	SHOPP	RIV	091	Convert Existing buffer separated & limited Access to continuous access HOV lane	0.00	0.36	0.02	0.00	0.00	0.00	0.00	0.00	SHOPP	2016	No	Yes	Yes	No	71%	473,000	338,000	70,000	96,000	10,000	162,000	0	0	07/29/19	04/27/20	04/27/21	Caltrans	Caltrans	Caltrans	Caltrans
0816000198	REAL PROPERTY SERVICES	VAR	VAR	SALE OF EXCESS LAND	0.00	0.00	4.63	0.00	0.00	0.00	0.00	0.00	N/A	N/A	No	No	No	No								0	1,625,295			07/15/19	Caltrans	Caltrans	Caltrans	Caltrans
0816000199	REAL PROPERTY SERVICES	VAR	VAR	PROPERTY MANAGEMENT	0.00	0.00	2.11	0.00	0.00	0.00	0.00	0.00	N/A	N/A	No	No	No	No								0	1,010,301			07/15/19	Caltrans	Caltrans	Caltrans	Caltrans
0817000006	SHOPP	SBD	173	REPLACE MBGR WITH CONCRETE BARRIER MOUNTED ON 15' HIGH SOLDIER PILE WALL & WIDEN SB SHOULDER FROM 2' TO 4'	0.54	1.75	0.03	0.00	0.00	1.51	0.00	0.00	SHOPP	2016	Yes	No	No	No	139%	2,355,000	3,262,000	713,000	1,080,000	93,000	1,376,000	0	0	12/15/20	04/15/22	06/16/23	Caltrans	Caltrans	Caltrans	Caltrans
0817000014	PARTNERSHIP	RIV	215	CONSTRUCT NEW INTERCHANGE	0.00	0.71	0.07	0.07	0.00	0.12	0.00	0.03	N/A	N/A	No	Yes	Yes	No								0	198,086	06/17/19	11/02/20	11/01/21	Riverside County Trans Commission (RCTC)	Riverside County Trans Commission (RCTC)	Riverside County Trans Commission (RCTC)	Riverside County Trans Commission (RCTC)
0817000024	SHOPP	SBD	015	PERMANENT RESTORATION OF IRRIGATION AND PLANT MATERIAL	0.00	1.46	0.06	0.16	0.00	0.14	0.00	0.00	SHOPP	2016	No	Yes	Yes	No	143%	1,071,000	1,536,000	412,000	493,000	54,000	577,000	0	0	06/18/19	12/11/19	12/10/21	Caltrans	Caltrans	Caltrans	Caltrans
0817000026	SHOPP	SBD	173	REPAIR FIRE DAMAGE	0.00	0.00	0.00	0.08	0.00	0.00	0.00	0.00	SHOPP	2016	No	No	No	No	69%	490,000	340,000	0	60,000	30,000	250,000	176,459	291,959	12/07/16	01/16/18	10/31/18	Caltrans	Caltrans	Caltrans	Caltrans
0817000029	SHOPP	SBD	015	REPAIR GUARDRAIL AND CLEAN CULVERTS	0.00	0.00	0.00	0.05	0.00	0.00	0.00	0.00	SHOPP	2016	No	No	No	No	23%	2,400,000	550,000	0	100,000	0	450,000	621,739	556,292	11/15/16	04/30/18	11/02/18	Caltrans	Caltrans	Caltrans	Caltrans
0817000031	SHOPP	SBD	040	REBUILD CHANNEL	0.27	1.50	0.01	0.00	0.00	0.00	0.00	0.00	SHOPP	2016	Yes	No	No	No	37%	6,961,000	2,555,000	780,000	780,000	20,000	975,000	0	0	07/10/20	12/18/20	12/24/21	Caltrans	Caltrans	Caltrans	Caltrans
0817000032	SHOPP PA	SBD	015	RECONSTRUCT SB CAJON TRUCK SCALE FACILITY	0.00	1.43	0.02	0.28	0.00	0.00	0.00	0.00	SHOPP	2016	No	Yes	Yes	No								0	0	06/03/19	09/03/19	09/01/20	Caltrans	Caltrans	Caltrans	Caltrans
0817000060	SHOPP PA	SBD	010	NSTALL GORE PAVING, PAVE UNDER GUARDRAIL, MVP'S, ACCESS ROADS, SLOPE PAVING, ACCESS GATES & UPGRADE IRRIGATION FACILITIES	0.00	0.00	0.00	2.34	0.00	0.00	0.00	0.08	SHOPP	2016	No	No	No	No								0	246,940	01/04/19	07/05/19	07/06/20	Caltrans	Caltrans	Caltrans	Caltrans
0817000074	SHOPP	VAR	VAR	REPAIR DETECTION SITES	0.00	2.43	0.06	0.26	0.00	0.16	0.00	0.00	SHOPP	2016	No	Yes	Yes	No	61%	4,270,000	2,622,000	346,000	912,000	90,000	1,274,000	0	0	06/14/19	06/16/20	06/16/22	Caltrans	Caltrans	Caltrans	Caltrans
0817000075	SHOPP	SBD	060	ADD WB AUX LANE, ADD EB DECELERATION LANE, WIDEN I-15 S-W CONNECTOR, WIDEN RAMPS & BRIDGES	2.64	2.60	0.02	0.00	0.91	2.48	0.00	0.00	SHOPP	2016	Yes	No	No	No	65%	21,665,000	13,997,000	2,700,000	4,170,000	20,000	7,107,000	0	373,263	03/01/21	06/01/22	06/03/24	Caltrans	Caltrans	Caltrans	Caltrans
0817000098	SHOPP	VAR	VAR	Legal Support by Capital Outlay Support Staff	0.99	0.99	0.99	0.99	0.00	0.00	0.00	0.00	N/A	N/A	No	No	No	No								0	0				Caltrans	Caltrans	Caltrans	Caltrans
0817000103	SHOPP	SBD	015	INSTALL ELECTRIC ZERO-EMISSION VEHICLE CHARGING STATIONS	0.00	1.55	0.04	0.00	0.00	0.21	0.00	0.00	SHOPP	2016	No	Yes	Yes	No	81%	1,203,000	972,000	259,000	415,000	33,000	265,000	0	0	09/17/19	01/08/20	01/10/22	Caltrans	Caltrans	Caltrans	Caltrans
0817000105	SHOPP	SBD	015	REMOVE AND REPLACE DAMAGED BRIDGE DECK	0.00	0.00	0.00	0.07	0.00	0.00	0.00	0.09	SHOPP	2016	No	No	No	No	24%	2,150,000	520,000	0	150,000	20,000	350,000	1,616,184	288,907	03/13/17	02/02/18	12/07/18	Caltrans	Caltrans	Caltrans	Caltrans
0817000114	SHOPP	VAR	VAR	REPLACEMENT OF TWO OUTSIDE LANES AND CONCRETE SLABS	0.00	0.79	0.02	8.69	0.00	0.10	0.00	0.27	SHOPP	2016	No	No	No	No	12%	133,290,000	16,479,000	0	6,037,000	70,000	10,372,000	0	4,965,217	12/03/18	06/01/21	06/01/22	Caltrans	Caltrans	Caltrans	Caltrans
0817000116	PARTNERSHIP	SBD	018	INSTALL SIDEWALKS, CURB AND GUTTER AND BIKE LANES IN COMPLIANCE WITH ADA REQUIREMENTS	0.00	0.57	0.27	0.00	0.00	0.00	0.00	0.00	N/A	N/A	No	Yes	Yes	No								0	0	07/15/20	07/15/21	08/21/23	Big Bear Lake, City of	Big Bear Lake, City of	Big Bear Lake, City of	Big Bear Lake, City of
0817000129	SHOPP	SBD	015	REPAIR DAMAGED ROAD	0.00	0.00	0.88	0.13	0.00	0.00	0.00	0.02	SHOPP	2016	No	No	No	No	24%	3,042,000	740,000	0	200,000	40,000	500,000	2,225,492	599,325	05/02/17	02/28/18	12/31/18	Caltrans	Caltrans	Caltrans	Caltrans
0817000132	SHOPP PA	SBD	215	LANE RECONFIGURATION & PAVEMENT WIDENING	2.09	1.10	0.00	0.00	0.24	0.36	0.00	0.00	N/A	N/A	Yes	No	No	No								0	0	11/25/20	02/25/22	02/23/24	Caltrans	Caltrans	Caltrans	Caltrans
0817000139	SHOPP PA	SBD	138	ADD MINIMUM 4' BUFFER IN MEDIAN AND SHOULDER & MEDIAN RUMBLE STRIPS	2.65	0.00	0.00	0.00	0.00	0.00	0.00	0.00	N/A	N/A	No	No	No	No								0	0	04/22/21	04/06/22	04/07/23	Caltrans	Caltrans	Caltrans	Caltrans
0817000143	PARTNERSHIP PA	RIV	010	MODIFY WB OFF-RAMP & CONSTRUCT NEW WB ON-RAMP & EB OFF-RAMP	0.09	2.27	0.03	0.00	0.00	0.00	0.00	0.00	N/A	N/A	Yes	No	No	No								0	0	02/14/20	02/12/21	02/14/22	Caltrans	Caltrans	Caltrans	Caltrans
0817000163	SHOPP	RIV	243	REPLACE CULVERT AND RESTORE SLOPE AND ROADWAY	0.00	0.00	0.06	0.10	0.00	0.00	0.00	0.02	SHOPP	2016	No	No	No	No	28%	1,850,000	510,000	0	200,000	10,000	300,000	0	565,683	06/29/17	04/30/18	12/28/18	Caltrans	Caltrans	Caltrans	Caltrans
0817000165	SHOPP PA	RIV	074	REPLACE CULVERT AND RESTORE SLOPE AND ROADWAY.	4.01	0.00	0.00	0.00	0.00	1.18	0.00	0.00	N/A	N/A	No	No	No	No								0	0	07/15/21	05/16/22	05/15/24	Caltrans	Caltrans	Caltrans	Caltrans
0817000182	SHOPP PA	RIV	074	CONSTRUCT ADDITIONAL HORIZONTAL DRAINS	1.83	0.00	0.00	0.00	0.00	0.00	0.00	0.00	N/A	N/A	Yes	No	No	No								0	0	10/01/20	10/01/21	10/03/22	Caltrans	Caltrans	Caltrans	Caltrans
0817000184	SHOPP PA	SBD	062	INSTALL PEDESTRIAN HYBRID BEACONS AND CROSSWALKS	0.00	0.00	0.00	0.00	0.00	0.00	0.00	0.00	N/A	N/A	No	No	No	No								0	0	12/17/20	06/09/21	06/09/23	Caltrans	Caltrans	Caltrans	Caltrans
0817000196	SHOPP PA	RIV	010	PAVEMENT REPLACEMENT LANES 3 & 4 & OUTSIDE SHOULDERS WITH JPCP, OVERLAY INSIDE SHOULDER, CONCRETE SLAB REPLACEMENT LANE 1 & 2 & UPGRADE CURB RAMPS	0.00	0.24	0.00	19.34	0.00	0.00	0.00	1.68	N/A	N/A	No	No	No	No								0	0	10/15/18	04/15/20	04/15/22	Caltrans	Caltrans	Caltrans	Caltrans
0817000207	SHOPP PA	SBD	138	UPSIZE AND ADD ADDITIONAL CULVERTS	2.27	0.00	0.00	0.00	0.00	0.00	0.00	0.00	N/A	N/A	No	No	No	No								0	0	09/29/21	10/14/22	10/14/24	Caltrans	Caltrans	Caltrans	Caltrans
0817000219	SHOPP	SBD	010	INSTALL GORE PAVING, PAVE UNDER GUARDRAIL, MVP'S, ACCESS ROADS, SLOPE PAVING, ACCESS GATES	0.00	2.50	0.04	0.00	0.00	0.00	0.00	0.00	SHOPP	2016	No	Yes	Yes	No	31%	7,387,000	2,285,000	700,000	695,000	30,000	860,000	0	85,244	08/05/19	10/30/20	11/05/21	Caltrans	Caltrans	Caltrans	Caltrans
0817000223	SHOPP	RIV	111	RECONSTRUCT SIDEWALKS AND CURB RAMPS (Phase 2)	0.00	0.23	0.02	0.99	0.00	0.00	0.00	0.00	SHOPP	2016	No	No	No	No	180%	1,885,000	3,400,000	1,657,000	805,000	30,000	908,000	0	2,047,027	11/16/18	11/16/20	11/16/22	Caltrans	Caltrans	Caltrans	Caltrans
0817000230	SHOPP	RIV	111	CONSTRUCT & RECONSTRUCT CURB RAMPS	0.00	1.80	4.46	0.00	0.00	0.03	0.00	0.00	SHOPP	2016	No	No	No	No	101%	7,425,000	7,476,000	0	1,547,000	3,339,000	2,590,000	0	0	12/14/20	12/14/22	12/13/24	Caltrans	Caltrans	Caltrans	Caltrans
0817000231	SHOPP	SBD	038	IMPLEMENT SEDIMENT CONTROLS (HYDRO-MULCH & GRAVEL (PHASE 1)	0.00	0.00	0.04	1.35	0.00	0.00	0.00	0.00	SHOPP	2016	No	No	No	Yes	157%	989,000	1,552,000	741,000	415,000	20,000	376,000	0	1,012,551	05/07/18	09/17/18	09/16/19	Caltrans	Caltrans	Caltrans	Caltrans
0817000232	SHOPP	SBD	038	IMPLEMENT SEDIMENT CONTROLS (planting) phase 2	0.00	0.27	0.21	0.00	0.00	0.00	0.00	0.00	SHOPP	2016	No	No	No	No	46%	726,000	336,000	0	86,000	50,000	200,000	0	0	03/27/20	07/05/23	07/05/24	Caltrans	Caltrans	Caltrans	Caltrans

Attachment 1
COS Fiscal Year 2018-19 Project Workload File

EFIS ID	Project Type	CO	RTE	Work Description	DIST PAED	DIST PSE	DIST RW	DIST CON	DES PAED	DES PSE	DES RW	DES CON	Document	Document Year	PA&ED in 18/19	RTL in 18/19	RW Cert in 18/19	CCA in 18/19	Support To Capital %[2]	Total Capital Budget[1]	Total Support Budget[1]	Environmental Support Budget	Design Support Budget	Right of Way Support Budget	Construction Support Budget	Total Capital Expenditures	Total Support Expenditures	Estimated Construction Start Date[3]	Estimated Construction End Date[4]	Estimated Project End Date[5]	PAED Implementing Agency	PSE Implementing Agency	ROW Implementing Agency	CON Implementing Agency
0817000237	SHOPP PA	SBD	015	EXTEND DECELERATION LANE AT RTE 15 SBOFF-RAMP & SIGNALIZE BOTH OFF-RAMP & CAJON BLVD INTERSECTIONS WITH SR 138	4.96	0.11	0.00	0.00	0.00	0.00	0.00	0.00	N/A	N/A	Yes	No	No	No							0	0	07/22/21	02/28/22	02/29/24	Caltrans	Caltrans	Caltrans	Caltrans
0817000239	PARTNERSHIP	RIV	091	EXPRESS LANES NORTH DIRECT CONNECTOR (NDC)	2.07	2.15	0.05	0.00	0.35	0.20	0.00	0.00	N/A	N/A	Yes	No	No	No							0	0	11/02/20	11/01/22	11/01/23	Riverside County Trans Commission (RCTC)	Riverside County Trans Commission (RCTC)	Riverside County Trans Commission (RCTC)	Riverside County Trans Commission (RCTC)
0817000240	SB1 RMRA	VAR	VAR	EXPAND MULTI-MODAL FREIGHT MOVEMENT	8.94	0.00	0.00	0.00	0.68	0.00	0.00	0.00	SHOPP	2016	No	No	No	No							0	0	01/05/22	01/19/24	01/21/25	Caltrans	Caltrans	Caltrans	Caltrans
0818000038	SHOPP	SBD	040	REPAIR PAVEMENT	0.00	0.00	0.09	0.13	0.00	0.00	0.00	0.02	SHOPP	2016	No	No	No	No	30%	400,000	120,000	0	40,000	0	80,000	0	0	11/17/17	12/29/17	10/30/18	Caltrans	Caltrans	Caltrans	Caltrans
0818000047	PARTNERSHIP	RIV	015	NB HOOK RAMP TO GRAPE ST (PHASE 1)	0.00	0.83	0.47	1.91	0.00	0.23	0.00	0.77	N/A	N/A	No	No	No	No							0	0	11/26/18	11/23/20	11/22/22		Riverside County Trans Commission (RCTC)	Riverside County Trans Commission (RCTC)	Riverside County Trans Commission (RCTC)
0818000061	SHOPP PA	RIV	091	REPAIR CULVERTS	0.00	0.00	0.01	0.17	0.00	0.00	0.00	0.03	N/A	N/A	No	No	No	No							0	0	12/08/17	04/30/18	03/29/19	Caltrans	Caltrans	Caltrans	Caltrans
0818000063	PARTNERSHIP	RIV	015	I-15 EXPRESS LANES (SOUTHERN EXTENSION)	4.01	0.00	0.00	0.00	0.21	0.00	0.00	0.00	N/A	N/A	No	No	No	No							0	0							
0818000117	SHOPP PA	SBD	015	INSTALL DOUBLE THRIE BEAM IN THE MEDIAN	0.00	0.00	0.00	0.00	0.00	0.00	0.00	0.00	N/A	N/A	Yes	No	No	No							0	0	12/15/20	12/15/21	12/15/23	Caltrans	Caltrans	Caltrans	Caltrans
0818000125	PARTNERSHIP	SBD	015	CONSTRUCT 1.25 MI LONG CLASS I BIKE AND PEDESTRIAN TRAIL	0.03	1.14	0.08	1.64	0.00	0.00	0.00	0.00	N/A	N/A	Yes	Yes	Yes	No							0	0	10/01/18	07/02/19	01/03/20	Fontana, City of	Fontana, City of	Fontana, City of	Fontana, City of
0818000126	PARTNERSHIP	SBD	210	CONSTRUCT LEFT-TURN LANES, SIGNAL MODIFICATIONS AT BOTH SR-210/SAN BERNARDINO AVE RAMP TERMINALS, AND RE-STRIPING OF SAN BERNARDINO AVE TO ADD A WB LANE	0.03	1.14	0.09	1.64	0.00	0.00	0.00	0.00	N/A	N/A	Yes	Yes	Yes	No							0	0	10/01/18	07/02/19	01/03/20	Redlands, City of	Redlands, City of	Redlands, City of	Redlands, City of
0900000030	STIP	INY	395	CONSTRUCT 4 LANE EXPRESSWAY	0.00	12.82	2.38	0.00	0.00	1.98	0.00	0.00	N/A	N/A	No	No	No	No							0	0	10/01/20	08/01/22	03/01/28	Caltrans	Caltrans	Caltrans	Caltrans
0900000040	SHOPP	INY	395	HOT MIX ASPHALT OVERLAY	0.00	0.00	0.00	0.08	0.00	0.00	0.00	0.00	SHOPP	2006	No	No	No	No	0%	9,372,000	13,000	0	0	0	13,000	8,920,254	5,041,281	11/14/08	06/03/10	09/03/18	Caltrans	Caltrans	Caltrans	Caltrans
0900000050	SHOPP	INY	395	RESURFACE EXISTING HIGHWAY	0.00	0.00	0.01	0.00	0.00	0.00	0.00	0.00	SHOPP	2004	No	No	No	No							9,405,421	2,821,912	08/23/05	09/22/06	09/01/20	Caltrans	Caltrans	Caltrans	Caltrans
0900000064	SHOPP	INY	395	ROADWAY REHABILITATION	0.00	0.00	0.13	0.09	0.00	0.00	0.00	0.00	SHOPP	2006	No	No	No	No							6,420,937	2,568,211	10/08/08	07/22/09	09/01/20	Caltrans	Caltrans	Caltrans	Caltrans
0900020002	SHOPP	MNO	395	MITIGATE MONO LAKE ROCKFALL	0.00	0.00	0.00	0.24	0.00	0.00	0.00	0.00	SHOPP	2014	No	No	No	No	29%	6,917,000	2,028,000	0	638,000	90,000	1,300,000	6,055,779	2,604,933	03/26/15	07/01/21	12/01/21	Caltrans	Caltrans	Caltrans	Caltrans
0900020055	SHOPP	MNO	395	CONSTRUCT PULVERIZED ROADBED, HMA, AND ANCHORED WIRE MESH SYSTEM	0.00	0.00	0.50	4.52	0.00	0.00	0.00	0.10	SHOPP	2016	No	No	No	No	34%	12,318,000	4,166,000	761,000	1,215,000	290,000	1,900,000	91,984	2,128,207	08/09/17	10/01/19	05/01/20	Caltrans	Caltrans	Caltrans	Caltrans
0900020058	SHOPP	INY	395	SHOULDER WIDENING AND CONSTRUCT RUMBLE STRIP	0.00	0.00	0.24	0.01	0.00	0.00	0.00	0.00	SHOPP	2014	No	No	No	No	59%	2,412,000	1,433,000	0	586,000	147,000	700,000	1,926,967	2,009,696	10/06/15	08/08/16	12/31/21	Caltrans	Caltrans	Caltrans	Caltrans
0900020090	SHOPP	VAR	VAR	CONSTRUCT CONCRETE SIDEWALKS, CURB RAMPS AND DRIVEWAYS	0.00	0.00	1.47	1.91	0.00	0.00	0.03	0.00	SHOPP	2016	No	No	No	Yes	66%	7,811,000	5,171,000	643,000	1,150,000	1,773,000	1,605,000	338,081	2,850,336	12/18/17	11/30/18	11/08/19	Caltrans	Caltrans	Caltrans	Caltrans
0900020091	SHOPP	MNO	395	REHAB/REPLACE CULVERTS	0.00	0.00	0.00	0.05	0.00	0.00	0.00	0.00	SHOPP	2014	No	No	No	No	81%	1,382,000	1,124,000	0	510,000	219,000	395,000	1,284,217	1,472,105	05/09/16	10/13/16	09/30/19	Caltrans	Caltrans	Caltrans	Caltrans
0912000007	SHOPP	INY	190	CURVE CORRECTION	0.00	0.34	0.18	2.74	0.00	0.17	0.00	0.11	SHOPP	2016	No	No	No	No	53%	4,467,000	2,353,000	686,000	1,017,000	130,000	520,000	2,216	806,199	01/03/19	01/03/20	07/02/20	Caltrans	Caltrans	Caltrans	Caltrans
0912000033	SHOPP	MNO	395	CONSTRUCT 8 FOOT SHOULDERS	0.00	2.38	0.41	2.50	0.00	0.21	0.00	0.02	SHOPP	2016	No	Yes	Yes	No	67%	7,349,000	4,940,000	2,170,000	1,280,000	350,000	1,140,000	4,078	2,133,657	04/29/19	10/30/20	09/23/21	Caltrans	Caltrans	Caltrans	Caltrans
0912000039	SHOPP	INY	127	CAPM COLD IN PLACE RECYCLE	0.00	0.00	0.00	0.07	0.00	0.00	0.00	0.01	SHOPP	2014	No	No	No	No	4%	37,185,000	1,316,000	0	206,000	35,000	1,075,000	9,818,003	1,287,521	01/25/16	01/12/17	10/01/19	Caltrans	Caltrans	Caltrans	Caltrans
0912000044	SHOPP	MNO	395	Construct Truck Shed	0.00	0.00	0.00	0.13	0.00	0.00	0.00	0.09	SHOPP	2014	No	No	No	No	53%	3,020,000	1,604,000	60,000	662,000	0	882,000	1,065,921	921,181	05/09/17	06/01/18	02/01/19	Caltrans	Caltrans	Caltrans	Caltrans
0913000002	SHOPP	INY	127	REPLACE CULVERTS AT FOUR LOCATIONS	0.00	0.00	0.00	0.02	0.00	0.00	0.00	0.00	SHOPP	2016	No	No	No	No	59%	2,490,000	1,474,000	217,000	630,000	47,000	580,000	13,340	614,910	10/06/17	02/01/18	08/01/18	Caltrans	Caltrans	Caltrans	Caltrans
0913000007	SHOPP	MNO	395	SHOULDER WIDENING AND RUMBLE STRIPS	0.00	0.00	0.23	5.23	0.00	0.00	0.00	0.12	SHOPP	2016	No	No	No	No	60%	6,040,000	3,618,000	270,000	1,962,000	286,000	1,100,000	17,417	1,498,077	08/22/18	11/01/19	05/01/20	Caltrans	Caltrans	Caltrans	Caltrans
0914000003	SHOPP	MNO	395	Widen shoulders	0.65	3.12	0.55	0.00	0.12	3.37	0.00	0.00	N/A	N/A	Yes	No	No	No							0	481,792	10/07/20	10/15/21	02/01/22	Caltrans	Caltrans	Caltrans	Caltrans
0914000030	SHOPP PA	INY	168	THIN BLANKET AND RE-STRIPE TO REDUCE ACCIDENTS, PROVIDE PARKING, AND BIKE LANES.	1.12	1.46	0.01	0.00	0.01	0.01	0.00	0.00	N/A	N/A	Yes	No	No	No							0	0	05/20/20	10/07/20	02/19/21	Caltrans	Caltrans	Caltrans	Caltrans
0915000002	SHOPP	INY	178	Replace and enhance culvert systems	0.00	1.17	0.10	0.00	0.00	0.01	0.00	0.00	SHOPP	2016	Yes	No	No	No	69%	2,275,000	1,580,000	405,000	620,000	150,000	405,000	3,545	222,811	11/01/20	07/01/21	01/01/22	Caltrans	Caltrans	Caltrans	Caltrans
0915000008	STIP	MNO	203	construct sidewalk	0.00	0.00	0.00	0.06	0.00	0.00	0.00	0.02	N/A	N/A	No	No	No	Yes							0	269,262	09/07/16	07/01/18	09/14/18	Town of Mammoth Lakes	Town of Mammoth Lakes	Town of Mammoth Lakes	Town of Mammoth Lakes
0915000009	STIP	MNO	203	Construct sidewalks	0.00	0.02	0.00	0.23	0.00	0.00	0.00	0.17	STIP	2016	No	No	No	Yes							0	52,787	07/15/18	11/16/18	08/01/19	Town of Mammoth Lakes	Town of Mammoth Lakes	Town of Mammoth Lakes	Town of Mammoth Lakes
0915000016	SHOPP	MNO	395	Replace guardrail and stain	0.00	0.47	0.00	2.07	0.00	0.38	0.00	0.44	SHOPP	2016	No	No	No	No							0	225,959	01/25/19	10/15/19	07/14/20	Caltrans	Caltrans	Caltrans	Caltrans
0915000018	SHOPP PA	INY	395	CONSTRUCT PRE-MITIGATION AREA	2.23	0.00	0.00	0.00	0.00	0.00	0.00	0.00	N/A	N/A	No	No	No	No							0	0	07/01/22	01/01/23	03/01/25	Caltrans	Caltrans	Caltrans	Caltrans
0915000041	SHOPP	INY	395	double chip seal over fabric	0.00	0.00	0.00	0.95	0.00	0.00	0.00	0.03	SHOPP	2016	No	No	No	Yes	18%	7,288,000	1,346,000	94,000	386,000	1,000	865,000	0	129,322	03/08/18	11/08/18	05/13/19	Caltrans	Caltrans	Caltrans	Caltrans
0915000042	SHOPP	INY	395	Mill and replace hot mix asphalt	0.00	0.45	0.02	1.79	0.00	0.13	0.00	0.01	SHOPP	2016	No	No	No	No							0	106,954	12/27/18	10/01/19	02/01/22	Caltrans	Caltrans	Caltrans	Caltrans
0915000045	SHOPP	VAR	006	WIDEN SHOULDERS	0.00	0.00	0.01	2.56	0.00	0.00	0.00	0.05	SHOPP	2016	No	No	No	Yes	34%	7,083,000	2,421,000	300,000	1,000,000	2,000	1,119,000	0	381,203	03/08/18	09/19/18	08/30/19	Caltrans	Caltrans	Caltrans	Caltrans
0916000006	SHOPP PA	MNO	395	WIDEN SHOULDERS	1.65	0.00	0.00	0.00	0.00	0.00	0.00	0.00	N/A	N/A	No	No	No	No							0	0	10/03/22	09/29/23	12/01/25	Caltrans	Caltrans	Caltrans	Caltrans
0916000008	SHOPP PA	MNO	395	Improve most frequently used chain control turnouts	1.15	0.00	0.00	0.00	0.00	0.00	0.00	0.00	N/A	N/A	No	No	No	No							0	0	08/01/21	01/01/22	03/01/24	Caltrans	Caltrans	Caltrans	Caltrans
0916000009	SHOPP	MNO	395	Advance mitigation banking credits	0.60	0.14	0.07	0.00	0.00	0.00	0.00	0.00	SHOPP	2016	Yes	No	No	No							0	0	12/15/20	05/15/21	10/15/21	Caltrans	Caltrans	Caltrans	Caltrans
0916000016	SHOPP PA	KER	202	Add w/b left turn lane, widen shoulders, and install rumble strip	1.22	0.21	0.19	0.00	0.27	0.04	0.00	0.00	N/A	N/A	Yes	No	No	No							0	0	02/23/22	10/31/22	07/01/23	Caltrans	Caltrans	Caltrans	Caltrans
0916000021	SHOPP PA	INY	395	ADA improvements	3.03	0.00	0.00	0.00	0.60	0.00	0.00	0.00	N/A	N/A	No	No	No	No							0	0	06/19/24	10/31/24	04/30/25	Caltrans	Caltrans	Caltrans	Caltrans
0916000025	SB1 RMRA	KER	014	28	0.00	3.79	0.49	0.00	0.00	0.00	0.00	0.00	SHOPP	2016	Yes	No	No	No	12%	40,537,000	5,030,000	370,000	1,460,000	190,000	3,010,000	0	0	10/15/20	04/30/21	11/30/21	Caltrans	Caltrans	Caltrans	Caltrans
0916000032	SHOPP PA	KER	202		3.07	0.00	0.00	0.00	0.14	0.00	0.00	0.00	N/A	N/A	No	No	No	No							0	0	01/04/23	04/30/24	04/10/25	Caltrans	Caltrans	Caltrans	Caltrans
0917000001	SHOPP PA	VAR	VAR	Remove and replace end treatments, guardrail, and delineators.	1.08	0.00	0.00	0.00	0.01	0.00	0.00	0.00	N/A	N/A	No	No	No	No							0	0	05/17/21	03/01/22	08/01/22	Caltrans	Caltrans	Caltrans	Caltrans
0917000005	REAL PROPERTY SERVICES	VAR	VAR	Sale of Excess Land	0.00	0.00	0.03	0.00	0.00	0.00	0.00	0.00	N/A	N/A	No	No	No	No							0	10,727			06/30/20	Caltrans	Caltrans	Caltrans	Caltrans
0917000006	REAL PROPERTY SERVICES	VAR	VAR	Property Management	0.00	0.00	0.04	0.00	0.00	0.00	0.00	0.00	N/A	N/A	No	No	No	No							0	11,340			06/30/20	Caltrans	Caltrans	Caltrans	Caltrans
0917000011	SHOPP PA	MNO	395	WIDEN SHOULDERS	3.06	0.00	0.00	0.00	0.24	0.00	0.00	0.00	N/A	N/A	No	No	No	No							0	0	12/14/23	07/30/25	09/30/27	Caltrans	Caltrans	Caltrans	Caltrans
0917000014	SHOPP PA	MNO	395	Shoulder Widening	2.23	0.00	0.00	0.00	0.23	0.00	0.00	0.00	N/A	N/A	No	No	No	No							0	0	04/24/23	03/07/25	02/17/26	Caltrans	Caltrans	Caltrans	Caltrans
0917000036	SHOPP	VAR	VAR	Legal Support by Capital Outlay Support Staff	0.00	0.00	0.01	0.00	0.00	0.00	0.00	0.00	N/A	N/A	No	No	No	No							0	0				Caltrans	Caltrans	Caltrans	Caltrans
0917000054	SHOPP	VAR	VAR	INSTALL ZERO EMISSION VEHICLE (ZEV) CHARGING STATIONS AT SRRA'S AND THE DISTRICT 9 OFFICE.	0.00	0.16	0.02	1.77	0.00	0.22	0.00	0.00	SHOPP	2016	No	No	No	Yes							0	0	10/01/18	02/01/19	02/01/21	Caltrans	Caltrans	Caltrans	Caltrans
1000000001	STIP	AMA	049	CONSTRUCT EXPRESSWAY	0.00	0.00	0.09	0.00	0.00	0.00	0.00	0.00	STIP	2002	No	No	No	No	42%	29,287,000	12,426,000	2,183,000	2,368,000	2,603,000	5,272,000	34,312,001	12,421,702			03/01/19	Caltrans	Caltrans	Caltrans	Caltrans
1000000002	STIP	AMA	049	PLANTING AND IRRIGATION	0.00	0.00	0.00	0.19	0.00	0.00	0.00	0.00	STIP	2006	No	No	No	No	31%	2,418,000	756,000	39,000	471,000	15,000	231,000	2,004,319	1,686,074		10/29/10	02/01/19	Caltrans	Caltrans	Caltrans	Caltrans
1000000009	SHOPP	SJ	088	UPGRADE BRIDGE APPROACH GUARDRAIL AND EXTEND CULVERTS 4 LOC.	0.00	0.00	0.18	0.06	0.00	0.00	0.00	0.00	SHOPP	2012	No	No	No	No	125%	1,491,000	1,867,000	178,000	763,000	515,000	411,000	1,375,489	2,952,764	01/09/15	10/31/15	07/30/20	Caltrans	Caltrans	Caltrans	Caltrans
1000000013	BOND CMIA	STA	219	WIDEN TO 4 LANES	0.00	0.00	0.20	0.13	0.00	0.00	0.00	0.00	STIP	2010	No	No	No	No	20%	49,588,000	9,900,000	0	3,100,000	2,500,000	4,300,000	34,266,245	10,532,939	09/18/12	10/30/15	02/01/19	Caltrans	Caltrans	Caltrans	Caltrans
1000000024	STIP	SJ	005	MODIFY/RECONSTRUCT FRENCH CAMP/SPERRY ROAD	0.00	0.00	0.49	0.13	0.00	0.00	0.00	0.01	STIP	2010	No	No	No	No							4,840,996	2,842,911	12/15/12	05/15/15	02/15/19	Stockton, City of	Stockton, City of	Stockton, City of	Stockton, City of
1000000033	SHOPP	CAL	004	CONSTRUCT WALL FOR SEDIMENT CONTROL	0.00	0.00	0.13	1.48	0.00	0.00	0.00	0.13	SHOPP	2014	No	No	No	Yes	47%	11,036,000	5,195,000	2,133,000	1,575,000	157,000	1,330,000	6,570,199	4,932,582	11/28/16	09/28/18	11/30/20	Caltrans	Caltrans	Caltrans	Caltrans
1000000045	PARTNERSHIP	MER	099	CONSTRUCT A NEW ALIGNMENT	0.00	0.00	0.00	0.07	0.00	0.00	0.00	0.01	STIP	2012	No	No	No	No							53,200,842	2,432,248	07/09/13	11/02/16	05/28/19	Merced County Association of Governments	Merced County Association of Governments	Merced County Association of Governments	Merced County
1000000046	BOND CMIA	SJ	005	WIDEN BRIDGES AND FREEWAY LANES, HOV LANE	0.00	0.00	0.00	0.00	0.44	0.00	0.00	0.14	STIP	2010	No	No	No	No							94,737,773	20,890,333	06/15/11	01/26/17	01/18/19	Stockton, City of	Stockton, City of	Stockton, City of	Caltrans
1000000047	STIP	AMA	088	OVERSIGHT TO IMPROVE OPERATION/CONSTRUCT BYPASS	0.00	1.22	0.30	0.00	0.00	0.11	0.00	0.00	STIP	2016	No	No	No	No							1,903,749	1,222,064	03/30/21	12/30/23	02/28/26	Amador County Transportation Commission	Amador County Transportation Commission	Amador County Transportation Commission	Amador County Transportation Commission
1000000052	SHOPP	SJ	012	ROADWAY REHABILITATION	0.00	0.00	0.10	1.69	0.00	0.00	0.00	0.07	SHOPP	2012	No	No	No	No	24%	40,958,000	9,675,000	1,391,000	2,310,000	282,000	5,692,000	39,304,917	9,595,278	08/30/13	06/29/18	02/28/20	Caltrans	Caltrans	Caltrans	Caltrans
1000000067	PARTNERSHIP	SJ	205	OVERSIGHT TO CONSTRUCT NEW INTERCHANGE	0.00	0.92	0.01	0.63	0.00	0.11	0.00	0.32	N/A	N/A	No	Yes	Yes	No							0	1,624,344	01/31/19	01/29/21	03/31/23	Tracy, City of	Tracy, City of	Tracy, City of	Tracy, City of
1000000100	BOND RTE 99	STA	099	RECONSTRUCT INTERCHANGE	0.00	0.00	0.07	2.44	0.00	0.00	0.00	2.15	STIP	2012	No	No	No	No							32,747,585	2,449,081	02/01/13	10/17/17	12/15/19	Stanislaus County	Stanislaus County	Stanislaus County	Stanislaus County
1000000128	SHOPP	SJ	005	ROADWAY REHABILITATION	0.00	0.00	0.02	1.54	0.00	0.00	0.00	0.00	SHOPP	2010	No	No	No	No	28%	44,497,000	12,619,000	373,000	2,718,000	91,000	9,437,000	52,900,271	12,382,750	01/09/13	03/17/17	05/17/19	Caltrans	Caltrans	Caltrans	Caltrans
1000000182	PARTNERSHIP	SJ	120	OVERSIGHT OF INTERCHANGE UPGRADE	0.00	0.01	0.07	0.99	0.00	0.00	0.00	0.42	N/A	N/A	No	No	No	No							0	1,209,440	06/19/18	10/30/20	12/29/22	Manteca, City of	Manteca, City of	Manteca, City of	Manteca, City of
1000000191	SHOPP	TUO	108	CLEANUP SOIL AND GROUNDWATER	0.00	0.00	0.00	0.03	0.00	0.00	0.00	0.01	SHOPP	2014	No	No	No	No	152%	382,000	582,000	87,000	199,000	1,000	295,000	302,137	686,292	02/03/16	01/18/17	07/03/23	Caltrans	Caltrans	Caltrans	Caltrans
1000000201	SHOPP	MER	165	IMPROVE CURVE RADIUS, SUPERELEVATION, WIDEN SHOULDER, INSTALL RUMBLE STRIP	0.00	0.00	0.08	0.35	0.00	0.00	0.00	0.01	SHOPP	2014	No	No	No	No	63%	5,444,000	3,428,000	689,000	1,119,000	420,000	1,200,000	1,820,744	2,680,224	08/16/16	07/21/17	10/07/19	Caltrans	Caltrans	Caltrans	Caltrans
1000000221	SHOPP	AMA	049	INTERSECTION IMPROVEMENTS	0.00	0.00	0.01	0.20	0.00	0.00	0.00	0.00	SHOPP	2014	No	No	No	No							0	954,383	06/15/17	06/01/18	02/01/20	Plymouth, City of	Plymouth, City of	Plymouth, City of	Plymouth, City of
1000000226	REAL PROPERTY SERVICES	VAR	VAR	Perfect RW Title Over USA Lands	0.00	0.00	0.13	0.00	0.00	0.00	0.00	0.00	N/A	N/A	No	No	No	No							0	148,704			03/01/27	Caltrans	Caltrans	Caltrans	Caltrans

Attachment 1
COS Fiscal Year 2018-19 Project Workload File

EFIS ID	Project Type	CO	RTE	Work Description	DIST PAED	DIST PSE	DIST RW	DIST CON	DES PAED	DES PSE	DES RW	DES CON	Document	Document Year	PA&ED in 18/19	RTL in 18/19	RW Cert in 18/19	CCA in 18/19	Support To Capital %[2]	Total Capital Budget[1]	Total Support Budget[1]	Environmental Support Budget	Design Support Budget	Right of Way Support Budget	Construction Support Budget	Total Capital Expenditures	Total Support Expenditures	Estimated Construction Start Date[3]	Estimated Construction End Date[3]	Estimated Project End Date[3]	PAED Implementing Agency	PSE Implementing Agency	ROW Implementing Agency	CON Implementing Agency
1000000229	BOND TCIF	SJ	004	EXTEND FREEWAY	0.00	0.00	2.77	1.86	0.00	0.00	0.00	0.33	STIP	2010	No	No	No	No							64,152,634	18,641,550	01/06/14	12/27/17	10/31/19	San Joaquin Council of Governments	Caltrans	San Joaquin Council of Governments	Caltrans
1000000263	STIP	STA	120	CONSTRUCT EXPRESSWAY ON NEW ALIGNMENT	1.25	0.55	0.00	0.00	0.01	0.21	0.00	0.00	STIP	2012	Yes	No	No	No							0	2,668,661	04/30/21	02/01/24	02/01/27	Stanislaus County	Stanislaus County	Stanislaus County	Stanislaus County
1000000290	PARTNERSHIP	SJ	088	SIGNALIZE AND IMPROVE INTERSECTIONS	0.00	0.00	0.01	0.32	0.00	0.00	0.00	0.01	N/A	N/A	No	No	No	No							0	345,393	05/01/18	09/02/19	11/01/21	Private	Private	Private	Private
1000000306	PARTNERSHIP	STA	099	OVERSIGHT FOR INTERCHANGE IMPROVEMENTS	0.00	0.06	0.10	0.34	0.00	0.01	0.00	0.20	N/A	N/A	No	No	No	No							0	531,839	09/04/18	10/30/20	12/30/22	Turlock, City of	Turlock, City of	Turlock, City of	Turlock, City of
1000000375	PARTNERSHIP	STA	099	OVERSIGHT OF INTERCHANGE RECONSTRUCTION	0.00	1.33	0.40	0.00	0.00	0.92	0.00	0.00	N/A	N/A	No	No	No	No							0	2,032,334	03/30/21	12/29/23	12/30/25	Ceres, City of	Ceres, City of	Ceres, City of	Ceres, City of
1000000376	STIP	SJ	099	CONSTRUCT INTERCHANGE	0.00	0.00	0.00	0.00	0.00	0.00	0.00	0.00	STIP	2000	No	No	No	No							25,472,714	7,925,603	05/28/02	12/21/07	06/29/18	San Joaquin County	San Joaquin County	San Joaquin County	Caltrans
1000000382	SHOPP	SJ	026	PLACE HMA, AB AND WIDEN ROADWAY	0.00	0.00	0.18	0.13	0.00	0.00	0.00	0.00	SHOPP	2010	No	No	No	No	30%	19,188,000	5,715,000	845,000	1,805,000	1,433,000	1,632,000		11,214,038	6,659,634	07/15/11	08/29/13	12/14/18	Caltrans	Caltrans	Caltrans	Caltrans
1000000388	STIP	SJ	205	WIDEN FREEWAY AND BRIDGES, REHABILITATE PAVEMENT	0.00	0.00	0.00	0.05	0.00	0.00	0.00	0.00	STIP	2010	No	No	No	No	12%	95,780,000	11,307,000	1,643,000	4,548,000	110,000	5,006,000		159,916,947	17,848,203			06/30/21	Caltrans	Caltrans	Caltrans	Caltrans
1000000393	STIP	TUO	108	CONSTRUCT TWO-LANE EXPRESSWAY ON NEW ALIGNMENT	0.00	0.00	3.37	0.05	0.00	0.00	0.00	0.00	N/A	N/A	No	No	No	No	35%	60,004,000	21,053,000	261,000	6,364,000	5,060,000	9,368,000		0	0			05/01/20	Caltrans	Caltrans	Caltrans	Caltrans
1000000394	BOND CMIA	TUO	108	CONSTRUCT TWO-LANE EXPRESSWAY ON NEW ALIGNMENT AND CONSTRUCT NEW INTERCHANGE	0.00	0.00	0.00	0.00	0.00	0.00	0.00	0.00	STIP	2010	No	No	No	No	35%	40,752,000	14,440,000	120,000	6,000,000	2,820,000	5,500,000		43,703,054	17,177,838	01/24/12	01/10/14	05/03/21	Caltrans	Caltrans	Caltrans	Caltrans
1000000400	BOND CMIA	CAL	004	CONSTRUCT TWO-LANE EXPRESSWAY ON NEW ALIGNMENT	0.00	0.00	0.05	0.09	0.00	0.00	0.00	0.00	STIP	2006	No	No	No	No	30%	45,687,000	13,512,000	1,686,000	4,326,000	3,000,000	4,500,000		45,102,777	13,329,695	09/07/07	09/24/09	03/16/20	Caltrans	Caltrans	Caltrans	Caltrans
1000000409	BOND RTE 99	SJ	099	WIDEN TO 6 LANES	0.00	0.00	2.63	2.76	0.00	0.00	0.00	0.32	STIP	2012	No	No	No	No	28%	158,843,000	45,030,000	6,030,000	12,000,000	7,000,000	20,000,000		138,233,943	45,649,176	12/03/12	09/20/17	07/01/20	Caltrans	Caltrans	Caltrans	Caltrans
1000000412	PARTNERSHIP	MER	140	CONSTRUCT INTERCHANGE AND OVERHEAD	0.00	0.00	0.15	0.63	0.00	0.00	0.00	0.39	N/A	N/A	No	No	No	No							0	858,249	08/02/18	07/31/20	08/15/22	Merced County	Merced County	Merced County	Merced County
1000000420	STIP	MER	140	REPLACE BRIDGE AND WIDEN ROADWAY	0.00	0.00	0.71	0.07	0.00	0.00	0.00	0.00	STIP	2010	No	No	No	No	35%	32,590,000	11,452,000	1,651,000	3,781,000	2,235,000	3,785,000		30,522,495	14,462,055	10/26/10	09/23/14	03/11/19	Caltrans	Caltrans	Caltrans	Caltrans
1000000424	TCRP	STA	132	CONSTRUCT 4 LANE EXPRESSWAY ON NEW ALIGNMENT AND CONSTRUCT SOUNDWALL	0.00	3.55	0.90	0.70	0.00	0.17	0.00	0.31	STIP	2016	No	Yes	Yes	No							653,344	6,678,249	03/01/19	12/01/20	07/01/23	Stanislaus Council of Governments	Stanislaus Council of Governments	Stanislaus Council of Governments	Stanislaus Council of Governments
1000000430	BOND RTE 99	MER	099	Construct freeway and interchange from Buchanan Hollow Road to Miles Creek Overflow; Restripe from four lanes to six lanes from Miles Creek Overflow to 0.3 mile south of Childs Avenue.	0.00	0.00	0.00	0.08	0.00	0.00	0.00	0.00	STIP	2010	No	No	No	No	26%	92,462,000	24,087,000	4,917,000	5,905,000	2,570,000	10,695,000		85,640,458	21,876,955	05/14/12	05/18/15	03/01/22	Caltrans	Caltrans	Caltrans	Caltrans
1000000431	BOND RTE 99	MER	099	CONVERT FROM FOUR-LANE EXPRESSWAY TO SIX-LANE FREEWAY ON AN EIGHT-LANE RIGHT OF WAY AND CONSTRUCT INTERCHANGE TO CONNECT SANDY MUSH AND PLAINSBURG ROADS	0.00	0.00	0.07	0.04	0.00	0.00	0.00	0.00	STIP	2010	No	No	No	No	38%	56,694,000	21,588,000	3,243,000	4,793,000	1,852,000	11,700,000		52,527,885	18,271,956	07/27/12	05/10/16	07/10/18	Caltrans	Caltrans	Caltrans	Caltrans
1000000440	BOND RTE 99	STA	099	MODIFY INTERCHANGE	0.00	0.00	0.33	0.31	0.00	0.00	0.00	0.03	STIP	2016	No	No	No	No							39,302,105	4,086,171	04/15/14	06/30/17	08/01/19	Modesto, City of	Modesto, City of	Modesto, City of	Modesto, City of
1000000746	SHOPP	STA	132	TRAFFIC SIGNAL INSTALLATION AND INTERSECTION WIDENING	0.00	0.00	0.41	0.44	0.00	0.00	0.00	0.02	SHOPP	2016	No	No	No	No	53%	4,922,000	2,612,000	464,000	1,190,000	341,000	617,000		3,793,761	2,560,568	11/28/16	10/10/17	11/01/20	Caltrans	Caltrans	Caltrans	Caltrans
1000020026	HIGH SPEED RAIL	MER	VAR	HIGH SPEED RAIL	0.03	0.00	0.00	0.00	0.00	0.00	0.00	0.00	N/A	N/A	No	Yes	Yes	No							0	69,000	08/01/19			California High Speed Rail Authority	California High Speed Rail Authority	California High Speed Rail Authority	California High Speed Rail Authority
1000020027	HIGH SPEED RAIL	MER	152	HIGH SPEED TRAIN SYSTEM	0.40	0.00	0.00	0.00	0.04	0.00	0.00	0.00	N/A	N/A	No	No	No	No							0	67,731				California High Speed Rail Authority	Caltrans	Caltrans	Caltrans
1000020114	SHOPP	CAL	026	SIGNALIZATION AND CHANNELIZATION	0.00	0.00	0.15	0.05	0.00	0.00	0.00	0.00	SHOPP	2014	No	No	No	No	105%	1,866,000	1,951,000	577,000	709,000	314,000	351,000		1,629,041	2,063,929	11/10/16	12/29/17	02/28/20	Caltrans	Caltrans	Caltrans	Caltrans
1000020436	SHOPP	MER	165	INSTALL LEFT TURN CHANNELIZATION	0.00	0.00	0.00	0.10	0.00	0.00	0.00	0.00	SHOPP	2014	No	No	No	No	44%	4,471,000	1,978,000	308,000	780,000	490,000	400,000		569,830	2,064,092	11/01/16	03/01/18	10/31/19	Caltrans	Caltrans	Caltrans	Caltrans
1000020443	PARTNERSHIP	SJ	099	REPLACEMENT PLANTING AND IRRIGATION	0.00	0.00	0.00	0.67	0.00	0.00	0.00	0.02	STIP	2010	No	No	No	No							20	352,456	05/01/18	08/02/21	07/05/22	San Joaquin Council of Governments	Caltrans	San Joaquin Council of Governments	Caltrans
1000020456	SHOPP	SJ	099	DIGOUT AND REPAIR LOCALIZED AREAS OF SEVERE FAILURE, RAISE METAL BEAM GUARDRAIL AS NEEDED, UPGRADE ADA RAMPS, REPLACE AC DIKE, ADD SHOULDER BACKING AND OVERLAY HOT MIX ASPHALT	0.00	0.00	0.00	2.68	0.00	0.00	0.00	0.04	SHOPP	2012	No	No	No	No	17%	32,185,000	5,544,000	1,000	1,285,000	12,000	4,246,000		21,565,900	3,343,159	01/12/15	06/23/16	05/01/20	Caltrans	Caltrans	Caltrans	Caltrans
1000020457	SHOPP	CAL	026	INSTALL A TWO-WAY LEFT-TURN LANE	0.00	0.00	0.03	0.04	0.00	0.00	0.00	0.00	SHOPP	2014	No	No	No	No	118%	1,646,000	1,950,000	442,000	554,000	531,000	423,000		1,089,659	2,018,738	11/12/15	08/11/16	10/31/18	Caltrans	Caltrans	Caltrans	Caltrans
1000020458	SHOPP	CAL	004	PEDESTRIAN ACCESSIBILITY IMPROVEMENTS	0.00	0.00	0.09	0.05	0.00	0.00	0.00	0.00	SHOPP	2014	No	No	No	No	73%	1,727,000	1,257,000	240,000	540,000	126,000	351,000		54,836	1,660,116	10/28/16	02/15/18	04/15/20	Caltrans	Caltrans	Caltrans	Caltrans
1000020459	SHOPP	MER	059	INSTALL LEFT TURN CHANNELIZATION	0.00	0.00	0.12	0.69	0.00	0.00	0.00	0.02	SHOPP	2016	No	No	Yes	Yes	166%	2,091,000	3,465,000	699,000	1,000,000	1,006,000	760,000		485,918	1,934,843	05/18/17	09/28/18	10/01/20	Caltrans	Caltrans	Caltrans	Caltrans
1000020588	PARTNERSHIP PA	MER	140	OVERSIGHT OF ROUNDABOUT CONSTRUCTION	0.00	1.90	0.08	0.24	0.00	0.13	0.00	0.00	N/A	N/A	No	Yes	Yes	No							0	241,597	04/01/19	12/31/19	02/28/22	Gustine City, City of	Gustine City, City of	Gustine City, City of	Gustine City, City of
1000020631	SHOPP	AMA	049	INSTALL TRAFFIC SIGNALS AND INTERSECTION IMPROVEMENTS	0.00	0.00	0.00	0.00	0.00	0.00	0.00	0.00	SHOPP	2014	No	No	No	No	193%	765,000	1,476,000	252,000	524,000	156,000	544,000		435,136	1,109,628	01/14/16	04/05/17	07/02/18	Caltrans	Caltrans	Caltrans	Caltrans
1000020638	SHOPP	MER	099	INSTALL ABOUT 220 TREES AND 800 GROUNDCOVER SHRUBS AND IRRIGATION SYSTEM	0.00	0.00	0.00	0.15	0.00	0.00	0.00	0.03	SHOPP	2012	No	No	No	Yes	118%	831,000	979,000	104,000	563,000	6,000	306,000		661,202	648,713	09/08/14	11/17/18	11/05/20	Caltrans	Caltrans	Caltrans	Caltrans
1000020647	SHOPP	AMA	088	AC OVERLAY AND DIGOUTS	0.00	0.00	0.00	0.03	0.00	0.00	0.00	0.00	SHOPP	2014	No	No	No	No	14%	8,432,000	1,161,000	133,000	499,000	13,000	516,000		6,472,690	1,132,938	07/31/15	01/15/16	01/04/19	Caltrans	Caltrans	Caltrans	Caltrans
1000020667	SHOPP	STA	005	DIGOUT AND REPAIR FAILED AREAS AND OVERLAY WITH HOT MIX ASPHALT	0.00	0.00	0.00	0.04	0.00	0.00	0.00	0.00	SHOPP	2012	No	No	No	No	9%	43,891,000	4,115,000	102,000	1,796,000	17,000	2,200,000		37,745,514	6,025,246	10/22/14	04/04/17	07/01/19	Caltrans	Caltrans	Caltrans	Caltrans
1012000017	SHOPP	AMA	088	DIGOUT AND REPAIR LOCALIZED AREAS OF SEVERE FAILURE, APPLY HOT MIX ASPHALT OVERLAY, REPLACE DIKE AND RUMBLE STRIPS, UPGRADE GUARD RAILS, AND PLACE SHOULDER BACKING	0.00	0.00	0.00	0.78	0.00	0.00	0.00	0.00	SHOPP	2014	No	No	No	Yes	15%	7,210,000	1,056,000	70,000	560,000	2,000	424,000		4,249,741	1,870,269	07/15/15	10/01/18	02/01/21	Caltrans	Caltrans	Caltrans	Caltrans
1012000018	SHOPP	AMA	088	PAVEMENT REPAIR	0.00	0.00	0.00	0.68	0.00	0.00	0.00	0.01	SHOPP	2014	No	No	No	Yes	18%	4,175,000	760,000	0	404,000	0	356,000		2,653,807	1,363,525	05/08/15	10/01/18	02/01/21	Caltrans	Caltrans	Caltrans	Caltrans
1012000020	SHOPP	MER	005	REPLACE PUBLIC WATER SYSTEM AND ONSITE WASTEWATER TREATMENT SYSTEM	0.00	0.89	0.01	1.18	0.00	0.89	0.00	1.54	SHOPP	2016	No	No	No	No	89%	2,271,000	2,025,000	350,000	848,000	0	827,000		0	987,658	11/15/18	09/30/19	11/28/21	Caltrans	Caltrans	Caltrans	Caltrans
1012000021	SHOPP	STA	005	REPLACE PUBLIC WATER SYSTEM AND ONSITE WASTEWATER TREATMENTS SYSTEMS	0.00	0.40	0.00	0.22	0.00	0.18	0.00	0.36	SHOPP	2016	No	Yes	Yes	No	57%	4,006,000	2,292,000	260,000	1,220,000	6,000	806,000		1,740	1,173,439	03/01/19	12/30/20	02/28/23	Caltrans	Caltrans	Caltrans	Caltrans
1012000039	SHOPP	SJ	005	SEISMIC RETROFIT OF VARIOUS BRIDGES	0.00	0.00	0.00	2.15	0.00	0.00	0.00	0.74	SHOPP	2016	No	No	No	Yes	73%	5,272,000	3,848,000	0	1,490,000	10,000	2,348,000		0	1,109,208	12/18/17	04/18/19	06/17/22	Caltrans	Caltrans	Caltrans	Caltrans
1012000053	SHOPP	TUO	120	BRIDGE DECK	0.00	0.00	0.00	0.53	0.00	0.00	0.00	0.19	SHOPP	2014	No	No	No	No	78%	12,815,000	9,935,000	0	1,629,000	4,000	8,302,000		17,209,497	5,192,904	03/01/16	12/29/17	02/28/20	Caltrans	Caltrans	Caltrans	Caltrans
1012000055	SHOPP	SJ	VAR	SEISMIC RETROFIT OF ELEVEN BRIDGES	0.00	3.01	0.01	1.49	0.00	0.89	0.00	0.98	SHOPP	2016	No	No	No	No	34%	23,407,000	7,852,000	1,224,000	3,928,000	50,000	2,650,000		2,610	2,435,090	01/07/19	12/30/20	02/28/23	Caltrans	Caltrans	Caltrans	Caltrans
1012000082	SHOPP	STA	108	UPGRADE ADA RAMPS AND SIDEWALKS	0.00	0.00	0.00	1.89	0.00	0.00	0.00	0.07	N/A	N/A	No	No	No	No	350%	1,165,000	4,074,000	609,000	2,145,000	710,000	610,000		0	0	01/03/19	01/03/20	03/03/22	Caltrans	Caltrans	Caltrans	Caltrans
1012000159	PARTNERSHIP	SJ	120	OVERSIGHT TO CONSTRUCT NEW INTER-CHANGE	0.00	0.70	0.10	1.98	0.00	0.24	0.00	0.32	N/A	N/A	No	Yes	Yes	No							0	1,525,573	08/01/19	03/01/21	10/01/23	Manteca, City of	Manteca, City of	Manteca, City of	Manteca, City of
1012000193	SHOPP	STA	108	SLOPE REPAIR	0.00	1.57	0.05	0.00	0.00	0.97	0.00	0.00	SHOPP	2016	No	Yes	Yes	No	123%	1,926,000	2,378,000	0	1,649,000	98,000	631,000		2,210	1,258,722	10/30/19	05/28/20	07/28/22	Caltrans	Caltrans	Caltrans	Caltrans
1012000259	SHOPP	SJ	005	In San Joaquin County on State Route 5 in Stockton at Channel Viaduct, Bridge Rehabilitation (# 29-0176L/R)	5.56	0.00	0.00	0.00	4.30	0.00	0.00	0.00	N/A	N/A	No	No	No	No							0	912,651	05/30/25	11/30/29	05/28/32	Caltrans	Caltrans	Caltrans	Caltrans
1012000273	PARTNERSHIP	SJ	205	OVERSIGHT TO CONSTRUCT NEW INTERCHANGE	1.34	0.22	0.00	0.00	0.01	0.00	0.00	0.00	N/A	N/A	Yes	No	No	No							0	763,123	12/31/20	12/30/22	02/28/25	Tracy, City of	Tracy, City of	Tracy, City of	Tracy, City of
1012000313	SHOPP	STA	099	RECONSTRUCT RAMP AND INSTALL RIGHT TURN LANE	0.00	0.00	0.00	0.04	0.80	0.00	0.00	0.00	0.04	SHOPP	2014	No	No	Yes	50%	5,944,000	2,943,000	725,000	530,000	28,000	1,660,000		3,693,775	2,186,640	11/28/16	07/16/18	09/30/20	Caltrans	Caltrans	Caltrans	Caltrans
1012000316	SHOPP	MER	152	SEISMIC RESTORATION	2.09	1.10	0.05	0.00	0.17	4.92	0.00	0.00	SHOPP	2016	Yes	No	No	No	70%	6,946,000	4,852,000	2,200,000	649,000	19,000	1,984,000		0	1,090,903	09/01/20	10/03/22	12/29/23	Caltrans	Caltrans	Caltrans	Caltrans
1013000002	SHOPP	MER	165	Upgrade Facilities	0.07	0.59	2.33	0.00	0.00	0.14	0.00	0.00	SHOPP	2016	No	No	No	No	81%	3,528,000	2,843,000	581,000	477,000	1,280,000	505,000		0	348,114	12/01/20	12/01/21	12/01/23	Caltrans	Caltrans	Caltrans	Caltrans
1013000008	SHOPP PA	CAL	VAR	Bridge Rail Upgrade	2.10	0.00	0.00	0.00	2.80	0.00	0.00	0.00	N/A	N/A	No	No	No	No							0	0	10/31/22	03/26/25	04/23/27	Caltrans	Caltrans	Caltrans	Caltrans
1013000009	SHOPP	ALP	004	UPGRADE BRIDGE RAILINGS	0.00	1.22	0.19	0.00	0.00	2.02	0.00	0.00	SHOPP	2016	Yes	No	No	No	72%	5,764,000	4,154,000	1,100,000	1,460,000	110,000	1,484,000		0	506,631	09/08/20	08/29/22	09/06/23	Caltrans	Caltrans	Caltrans	Caltrans
1013000045	STIP	STA	099	INSTALL LANDSCAPING AND IRRIGATION	0.00	0.00	0.00	0.00	0.00	0.00	0.00	0.00	STIP	2012	No	No	No	No							691,881	85,290	08/15/13	07/24/17	09/30/19	Ceres, City of	Ceres, City of	Ceres, City of	Ceres, City of
1013000049	SHOPP	TUO	108	PAVEMENT PRESERVATION	0.00	0.00	0.03	0.66	0.00	0.00	0.00	0.00	SHOPP	2016	No	No	No	Yes	38%	2,046,000	778,000	0	434,000	11,000	333,000		0	365,352	05/09/18	08/30/18	10/31/20	Caltrans	Caltrans	Caltrans	Caltrans
1013000050	SHOPP	TUO	120	SHOULDER WIDENING, DIGOUT AND REPAIR OF LOCALIZED AREAS OF SEVERE FAILURE, RUBBERIZED ASPHALT CONCRETE OVERLAY, MINOR REALIGNMENTS	0.00	0.00	0.00	3.87	0.00	0.00	0.00	0.07	SHOPP	2016	No	No	No	Yes	28%	23,372,000	6,490,000	1,680,000	2,520,000	280,000	2,010,000		18,862	2,621,544	11/29/17	12/03/18	12/02/21	Caltrans	Caltrans	Caltrans	Caltrans
1013000053	SHOPP	SJ	099	BRIDGE REPLACEMENT	0.00	0.42	0.08	1.43	0.00	0.78	0.00	1.10	SHOPP	2016	No	No	No	No	56%	15,133,000	8,430,000	1,969,000	3,031,000	180,000	3,250,000		23,008	3,215,985	02/15/19	12/01/20	02/01/23	Caltrans	Caltrans	Caltrans	Caltrans
1013000071	SHOPP	SJ	132	REPAIR PCC PAVEMENT	0.00	0.00	0.00	1.71	0.00	0.00	0.00	0.65	SHOPP	2014	No	No	No	No	28%	24,254,000	6,708,000	1,035,000	2,024,000	315,000	3,334,000		14,834,205	4,872,165	08/11/16	06/29/18	07/02/21	Caltrans	Caltrans	Caltrans	Caltrans
1013000078	SHOPP	MPA	140	PAVEMENT REHABILITATION (CAP M)	0.00	0.00	0.00	0.70	0.00	0.00	0.00	0.00	SHOPP	2016	No	No	No	No	36%	3,139,000	1,135,000	208,000	611,000	2,000	314,000		0	712,759	05/14/18	11/01/18	03/04/21	Caltrans	Caltrans	Caltrans	Caltrans
1013000083	SHOPP	SJ	099	INSTALL FIVE MAINTENANCE PULL OUTS	0.00	0.00	0.02	0.16	0.00	0.00	0.00	0.00	SHOPP	2014	No	No	No	No	77%	2,602,000	2,008,000	366,000	600,000	13,000	1,029,000		1,706,215	1,655,307	11/03/16	08/09/17	12/01/18	Caltrans	Caltrans	Caltrans	Caltrans
1013000093	SHOPP	MER	099	PLACE VEHICLE PULLOUTS, STAIR CASES, AND WEED BARRIER, REGRADE SLOPE	0.00	0.00	0.00	0.11	0.00	0.00	0.00	0.01	SHOPP	2016	No	No	No	No	65%	1,686,000	1,089,000	202,000	460,000	20,000	407,000		1,553,313	1,357,625	07/15/16	01/17/18	02/01/20	Caltrans	Caltrans	Caltrans	Caltrans
1013000104	STIP	TUO	108	CONSTRUCT EASTBOUND ONRAMP AND WESTBOUND OFFRAMP	0.00	0.11	0.29	1.72	0.00	0.14	0.00	0.25	STIP	2016	No	No	No	No	37%	7,140,000	2,641,000	226,000	1,066,000	158,000	1,191,000		9,620	1,583,413	02/19/19	06/30/20	08/30/22	Caltrans	Caltrans	Caltrans	Caltrans
1013000108	SHOPP	MER	140	UPGRADE GUARDRAIL, TERMINAL SYSTEM AND END TREATMENTS	0.00	1.28	0.54	0.00	0.00	1.22	0.00	0.00	SHOPP	2016	No	No	No	No	91%	3,868,000	3,527,000	1,670,000	873,000	280,000	704,000		6,247	1,351,737	08/14/20	08/30/21	10/30/23	Caltrans	Caltrans	Caltrans	Caltrans
1013000114	SHOPP	SJ	004	INSTALL AUTOMATED WARNING SYSTEM	0.00	0.00	0.00	0.12	0.00	0.00	0.00	0.00	SHOPP	2014	No	No	No	No	33%	3,257,000	1,081,000	105,000	271,000	20,000	685,000		2,810,997	1,865,596	02/16/16	06/06/17	08/30/19	Caltrans	Caltrans	Caltrans	Caltrans
1013000148	SHOPP PA	SJ	026	WIDEN HIGHWAY	0.00	0.97	0.30	0.00	0.00	0.00	0.00	0.00	N/A	N/A	No	No	No	No							1,500	1,197,464	02/28/20	12/30/20	02/17/23	Caltrans	Caltrans	Caltrans	Caltrans
1013000196	SHOPP	TUO	VAR		0.00	0.00	0.00	0.03	0.00	0.00	0.00	0.01	SHOPP	2014	No	No	No	No	54%	3,656,000	1,973,000	194,000	864,000	43,000	872,000		1,143,031	1,122,864	12/09/16	11/09/17	08/30/19	Caltrans	Caltrans	Caltrans	Caltrans

Attachment 1
COS Fiscal Year 2018-19 Project Workload File

EFIS ID	Project Type	CO	RTE	Work Description	DIST PAED	DIST PSE	DIST RW	DIST CON	DES PAED	DES PSE	DES RW	DES CON	Document	Document Year	PA&ED in 18/19	RTL in 18/19	RW Cert in 18/19	CCA in 18/19	Support To Capital %[2]	Total Capital Budget[1]	Total Support Budget[1]	Environmental Support Budget	Design Support Budget	Right of Way Support Budget	Construction Support Budget	Total Capital Expenditures	Total Support Expenditures	Estimated Construction Start Date[3]	Estimated Construction End Date[4]	Estimated Project End Date[5]	PAED Implementing Agency	PSE Implementing Agency	ROW Implementing Agency	CON Implementing Agency
1013000239	SHOPP	SJ	012	UPGRADE CURB RAMPS, SIDEWALKS AND DRIVEWAYS TO CURRENT ADA STANDARDS	0.00	0.00	0.12	0.65	0.00	0.00	0.03	0.01	SHOPP	2016	No	No	No	Yes	136%	1,138,000	1,546,000	225,000	745,000	245,000	331,000	12,700	1,206,999	11/17/17	10/31/18	12/31/20	Caltrans	Caltrans	Caltrans	Caltrans
1013000240	SHOPP PA	MPA	140	INSTALL CURB RAMPS AND SIDEWALKS	2.23	0.00	0.00	0.00	0.00	0.00	0.00	0.00	N/A	N/A	No	No	No	No								0	11/15/22	11/15/23	03/01/25	Caltrans	Caltrans	Caltrans	Caltrans
1013000241	SHOPP	SJ	004	ROADSIDE PAVING, MVP'S AND ACCESS GATE CONTRUCTION	0.00	1.68	0.01	0.00	0.00	0.14	0.00	0.00	SHOPP	2016	No	Yes	Yes	No	61%	3,580,000	2,199,000	793,000	786,000	20,000	600,000	0	246,094	07/22/19	07/05/20	09/03/22	Caltrans	Caltrans	Caltrans	Caltrans
1013000242	SHOPP	SJ	005	ROADSIDE PAVING, MVP'S AND ACCESS GATE CONSTRUCTION	0.00	1.85	0.03	0.87	0.00	0.04	0.00	0.02	SHOPP	2016	No	No	No	No	69%	2,780,000	1,930,000	420,000	1,010,000	20,000	480,000	0	254,234	01/23/19	09/18/19	09/06/21	Caltrans	Caltrans	Caltrans	Caltrans
1013000243	SHOPP	MER	140	EXTEND CULVERTS, RELOCATE HEAD WALLS, AND REALIGN SIX ACCESS ROADS TO IRRIGATION CANALS, ENABLING INSTALLATION OF SAFETY DEVICES	3.52	0.00	0.00	0.00	0.00	0.00	0.00	0.00	N/A	N/A	No	No	No	No	76%	4,580,000	3,472,000	1,279,000	769,000	252,000	1,172,000	0	238,893	08/01/22	02/15/23	03/01/24	Caltrans	Caltrans	Caltrans	Caltrans
1013000244	SHOPP	MPA	140	INSTALL CROSSWALKS AND IN-ROADWAY WARNING LIGHTS	0.00	1.51	1.06	0.00	0.00	0.00	0.00	0.00	SHOPP	2016	No	No	No	No	104%	1,709,000	1,779,000	450,000	528,000	411,000	390,000	0	443,904	03/18/20	12/31/20	09/30/21	Caltrans	Caltrans	Caltrans	Caltrans
1013000246	SHOPP	STA	099	RELOCATE OVERHEAD SIGH STRUCTURES AT EXIT RAMP GORE AREAS	0.00	0.00	0.28	0.27	0.00	0.00	0.00	0.02	SHOPP	2014	No	No	No	No	48%	10,667,000	5,167,000	706,000	1,271,000	282,000	2,908,000	2,550,790	1,941,702	12/09/16	01/03/18	11/29/19	Caltrans	Caltrans	Caltrans	Caltrans
1013000247	SHOPP	SJ	120	ROADSIDE AND GORE PAVING, MVP's, AND VEGETATION CONTROL TREATMENT UNDER MBGR.	0.00	1.21	0.01	0.00	0.00	0.19	0.00	0.00	SHOPP	2016	No	Yes	Yes	No	56%	3,502,000	1,960,000	420,000	723,000	9,000	808,000	0	0	07/02/19	07/01/20	12/31/21	Caltrans	Caltrans	Caltrans	Caltrans
1013000248	SHOPP	SJ	205	ROADSIDE PAVING, MVPS'S AND ACCESS GATE CONTRUCTION	0.00	1.01	0.01	0.56	0.00	0.10	0.00	0.14	SHOPP	2016	No	Yes	Yes	No	83%	3,793,000	3,144,000	509,000	1,754,000	20,000	861,000	0	405,011	05/06/19	03/01/20	05/02/21	Caltrans	Caltrans	Caltrans	Caltrans
1013000249	SHOPP	STA	099	PLACE MVP'S, PAVE EXTENDED GORES AND SLOPE PAVING	0.00	1.80	0.01	0.15	0.00	0.19	0.00	0.01	SHOPP	2016	No	Yes	Yes	No	79%	2,096,000	1,656,000	421,000	625,000	36,000	574,000	0	136,882	05/02/19	04/15/20	06/15/22	Caltrans	Caltrans	Caltrans	Caltrans
1013000251	SHOPP	SJ	005	BRIDGE REHABILITATION	0.00	1.56	0.28	0.00	0.00	2.97	0.00	0.00	SHOPP	2016	No	No	No	No	48%	9,284,000	4,469,000	621,000	1,992,000	73,000	1,783,000	0	421,425	05/06/20	07/01/21	09/01/23	Caltrans	Caltrans	Caltrans	Caltrans
1013000253	SHOPP	SJ	004	ROADSIDE REHAB	0.00	0.00	0.01	0.01	0.00	0.00	0.00	0.01	SHOPP	2014	No	No	No	No	28%	4,920,000	1,400,000	150,000	400,000	50,000	800,000	3,461,847	818,819	08/14/15	07/26/16	09/24/18	Caltrans	Caltrans	Caltrans	Caltrans
1013000254	SHOPP	TUO	120	ROADWAY REHAB	0.00	2.68	0.08	0.00	0.00	0.12	0.00	0.00	SHOPP	2016	No	Yes	Yes	No	24%	20,506,000	4,918,000	1,000,000	1,070,000	55,000	2,793,000	0	361,733	07/10/19	11/07/19	02/10/21	Caltrans	Caltrans	Caltrans	Caltrans
1013000255	SHOPP	SJ	099	DIGOUT AND REPAIR OF LOCALIZED FAILURES AND PLACE ASPHALT CONCRETE OVERLAY	0.00	0.00	0.11	0.35	0.00	0.00	0.00	0.01	SHOPP	2014	No	No	No	No	24%	10,940,000	2,600,000	150,000	700,000	50,000	1,700,000	7,151,575	1,782,841	11/28/16	11/15/17	03/31/20	Caltrans	Caltrans	Caltrans	Caltrans
1013000256	SHOPP	SJ	088	DIGOUT AND REPAIR OF LOCALIZED FAILURES AND PLACE ASPHALT CONCRETE OVERLAY	0.00	0.03	0.01	2.15	0.00	0.02	0.00	0.28	SHOPP	2016	No	No	No	Yes	21%	6,110,000	1,290,000	219,000	629,000	10,000	432,000	0	774,162	07/18/18	06/18/19	10/15/20	Caltrans	Caltrans	Caltrans	Caltrans
1013000259	SHOPP	MER	099	PAVEMENT RESURFACING AND RESTORATION	0.00	12.35	1.68	0.00	0.00	0.90	0.00	0.00	SHOPP	2016	No	Yes	Yes	No	27%	66,891,000	17,850,000	1,973,000	5,200,000	677,000	10,000,000	0	1,641,732	02/28/20	10/31/22	10/31/24	Caltrans	Caltrans	Caltrans	Caltrans
1013000260	SHOPP	ALP	088	REPLACE DETERIORATED CULVERTS	1.36	0.83	0.23	0.00	0.09	0.00	0.00	0.00	SHOPP	2016	Yes	No	No	No	82%	3,495,000	2,860,000	795,000	900,000	290,000	875,000	0	291,296	07/21/21	03/06/22	05/05/24	Caltrans	Caltrans	Caltrans	Caltrans
1013000264	SHOPP PA	CAL	026	REDUCE SEDIMENT DISCHARGES TO SURFACE WATERS TO ESTABLISH CONSISTENCY WITH SWMP; FURTHER FLATTENING OF SOME CUT SLOPES; REFILLING FILL SLOPES AND INSTALLATION OF RETAINING WALL AT ONE LOCATION	3.95	0.00	0.00	0.00	0.13	0.00	0.00	0.00	N/A	N/A	No	No	No	No								0	0	01/02/23	02/02/26	05/03/28	Caltrans	Caltrans	Caltrans	Caltrans
1013000265	SHOPP	SJ	099	To raise Bridge (#29-0155) to meet vertical clearance standards.	0.00	2.01	0.48	0.00	0.00	1.33	0.00	0.00	SHOPP	2016	No	No	No	No	87%	5,891,000	5,116,000	893,000	2,092,000	147,000	1,984,000	0	687,856	07/01/20	07/01/22	09/01/24	Caltrans	Caltrans	Caltrans	Caltrans
1013000266	SB1 RMRA	TUO	108		1.84	0.00	0.00	0.00	0.03	0.00	0.00	0.00	SHOPP	2016	No	No	No	No	22%	18,058,000	3,939,000	687,000	1,152,000	8,000	2,092,000	0	0	07/15/21	10/01/23	12/01/25	Caltrans	Caltrans	Caltrans	Caltrans
1013000268	SHOPP	STA	099	INSTALL CONVENTIONAL HIGHWAY LIGHTING	0.00	0.00	0.00	0.00	0.00	0.00	0.00	0.00	SHOPP	2014	No	No	No	No	41%	2,642,000	1,093,000	142,000	630,000	3,000	318,000	2,279,846	969,830	03/04/16	03/16/17	05/31/19	Caltrans	Caltrans	Caltrans	Caltrans
1014000032	SHOPP	MER	140	DIGOUT AND REPAIR LOCAUZED FAILURES AND PLACE ASPHALT CONCRETE OVERLAY	0.00	0.00	0.00	0.61	0.00	0.00	0.00	0.00	SHOPP	2016	No	No	No	No	40%	14,190,000	5,738,000	1,380,000	1,450,000	215,000	2,693,000	9,207,215	2,149,833	02/21/17	12/11/17	08/31/20	Caltrans	Caltrans	Caltrans	Caltrans
1014000038	PARTNERSHIP	STA	005	OVERSIGHT OF INTERCHANGE RECONSTRUCTION	0.31	0.24	0.00	0.00	0.00	0.09	0.00	0.00	N/A	N/A	Yes	No	No	No								0	530,846	01/31/20	10/29/21	10/30/23	Manteca, City of	Caltrans	Caltrans	Caltrans
1014000070	SHOPP	SJ	120		0.00	0.00	0.00	0.01	0.00	0.00	0.00	0.00	SHOPP	2014	No	No	No	No	13%	3,720,000	495,000	30,000	110,000	10,000	345,000	2,761,220	607,363	01/12/16	08/08/16	10/08/18	Caltrans	Caltrans	Caltrans	Caltrans
1014000074	PARTNERSHIP	STA	033	OVERSIGHT OF INTERSECTION WIDENING AND TRAFFIC SIGNAL INSTALLATION	0.00	0.00	0.00	0.26	0.00	0.00	0.00	0.00	N/A	N/A	No	No	No	Yes								0	63,778	07/01/18	11/30/18	01/28/21	Newman, City of	Newman, City of	Newman, City of	Newman, City of
1014000076	PARTNERSHIP	SJ	005	LANDSCAPING & MITIGATION	0.00	0.00	0.00	0.11	0.00	0.00	0.00	0.00	N/A	N/A	No	No	No	No								0	138,690	05/01/18	01/08/21	03/08/23		Stockton, City of	Stockton, City of	Stockton, City of
1014000079	SHOPP	MPA	140	TALUS REMOVAL	0.00	0.00	0.00	0.62	0.00	0.00	0.00	0.07	SHOPP	2012	No	No	No	No	11%	13,000,000	1,400,000	0	400,000	0	1,000,000	14,356,464	1,870,182	01/20/15	03/30/18	05/29/20	Caltrans	Caltrans	Caltrans	Caltrans
1014000097	SHOPP	STA	005	REPLACE SAFETY ROADSIDE REST AREA	0.00	1.02	0.00	1.20	0.00	0.39	0.00	1.22	SHOPP	2016	No	No	No	No	100%	5,491,000	5,516,000	381,000	2,254,000	10,000	2,871,000	0	1,708,403	01/07/19	12/30/20	02/28/23	Caltrans	Caltrans	Caltrans	Caltrans
1014000098	SHOPP	SJ	004	CULVERT REHABILITATION	0.61	1.65	0.70	0.00	0.00	0.01	0.00	0.00	SHOPP	2016	Yes	No	No	No	78%	3,249,000	2,524,000	1,003,000	725,000	199,000	597,000	0	184,068	12/01/20	12/01/21	05/31/24	Caltrans	Caltrans	Caltrans	Caltrans
1014000099	SHOPP	ALP	088	CULVERT REHABILITATION	0.00	2.32	0.08	0.00	0.00	0.03	0.00	0.00	SHOPP	2016	No	No	No	No	71%	4,559,000	3,232,000	1,110,000	1,043,000	317,000	762,000	0	645,676	09/01/20	05/03/21	06/22/23	Caltrans	Caltrans	Caltrans	Caltrans
1014000100	SHOPP	ALP	004	CULVERT REHABILITATION	0.00	1.56	0.11	0.00	0.00	0.03	0.00	0.00	SHOPP	2016	No	No	No	No	105%	3,390,000	3,556,000	1,170,000	1,176,000	359,000	851,000	0	736,143	09/01/20	05/03/21	06/01/22	Caltrans	Caltrans	Caltrans	Caltrans
1014000101	SHOPP	MER	099	PAVEMENT REHABILITATION	0.00	0.00	0.00	3.95	0.00	0.00	0.00	0.02	SHOPP	2016	No	No	No	Yes	23%	26,353,000	6,069,000	281,000	1,584,000	4,000	4,200,000	9,570	1,432,659	11/30/17	04/30/19	03/30/22	Caltrans	Caltrans	Caltrans	Caltrans
1014000102	SHOPP	SJ	099	ADA ACCESSIBILITY IMPROVEMENTS	0.00	0.37	0.08	0.95	0.00	0.22	0.00	0.13	SHOPP	2016	No	No	No	No	97%	1,561,000	1,518,000	380,000	530,000	58,000	550,000	0	284,750	01/02/19	11/01/19	01/02/22	Caltrans	Caltrans	Caltrans	Caltrans
1014000103	SHOPP	SJ	004	REPAIR OF TRANSPORTATION MANAGEMENT SYSTEM ELEMENTS	0.00	0.00	0.07	0.08	0.00	0.00	0.00	0.00	SHOPP	2014	No	No	No	No	55%	5,370,000	2,933,000	480,000	967,000	286,000	1,200,000	3,569,232	2,345,593	12/08/15	06/26/17	01/04/19	Caltrans	Caltrans	Caltrans	Caltrans
1014000104	SHOPP	SJ	205	INSTALL RAMP METERS, CMS, CCTV, TMS, RWIS, AND FO	0.00	0.00	0.00	0.02	0.00	0.00	0.00	0.00	SHOPP	2014	No	No	No	No	46%	6,779,000	3,112,000	609,000	812,000	676,000	1,015,000	3,092,863	2,300,787	12/08/15	06/22/17	08/22/19	Caltrans	Caltrans	Caltrans	Caltrans
1014000105	SHOPP	SJ	005	SIGN PANEL AND LIGHTING REHABILITATION	0.00	0.00	0.00	0.00	0.00	0.00	0.00	0.00	SHOPP	2014	No	No	No	No	66%	1,200,000	795,000	63,000	359,000	5,000	368,000	763,668	831,809	08/19/15	05/19/16	07/08/18	Caltrans	Caltrans	Caltrans	Caltrans
1014000108	SHOPP	STA	099	ROADWAY REHABILITATION	0.00	0.59	0.08	7.47	0.00	0.18	0.00	2.84	SHOPP	2016	No	No	No	No	36%	21,344,000	7,681,000	1,224,000	2,350,000	50,000	4,057,000	0	1,010,147	12/14/18	04/02/20	04/03/23	Caltrans	Caltrans	Caltrans	Caltrans
1014000111	PARTNERSHIP	AMA	049	OVERSIGHT OF BRIDGE REPLACEMENT	0.00	0.52	0.14	0.00	0.00	0.24	0.00	0.00	N/A	N/A	No	No	No	No								0	167,391	06/09/20	10/21/20	12/21/22	Jackson, City of	Jackson, City of	Jackson, City of	Jackson, City of
1014000134	SHOPP	SJ	099	RAMP REALIGNMENT	0.00	3.48	0.09	0.00	0.00	2.67	0.00	0.00	SHOPP	2016	No	Yes	Yes	No	58%	7,228,000	4,196,000	1,250,000	1,296,000	75,000	1,575,000	0	860,009	01/06/20	01/18/21	01/09/23	Caltrans	Caltrans	Caltrans	Caltrans
1014000144	SHOPP	MER	099	PAVEMENT REHAB (2R)	0.00	8.70	0.05	0.00	0.00	14.95	0.00	0.00	SHOPP	2016	No	No	No	No	40%	46,095,000	18,322,000	2,100,000	3,700,000	122,000	12,400,000	0	1,700,997	11/13/20	10/15/25	10/15/27	Caltrans	Caltrans	Caltrans	Caltrans
1014000145	SHOPP	STA	099	Lengthen existing lane transition and construct auxiliary lanes	0.00	0.00	0.12	7.28	0.00	0.00	0.00	0.30	SHOPP	2016	No	No	No	No	80%	15,842,000	12,668,000	2,061,000	2,835,000	122,000	7,650,000	0	4,129,378	01/05/18	02/28/20	04/28/22	Caltrans	Caltrans	Caltrans	Caltrans
1014000146	SHOPP	SJ	205	INSTALL ITS- PHASE 2	0.13	1.99	0.71	0.00	0.00	0.85	0.00	0.00	SHOPP	2016	Yes	No	No	No	50%	10,867,000	5,429,000	1,318,000	1,772,000	6,000	2,333,000	0	421,068	12/20/21	12/20/23	02/01/24	Caltrans	Caltrans	Caltrans	Caltrans
1014000148	SHOPP	MPA	140	Rock Shed Construction	0.00	5.50	0.05	2.38	0.00	4.56	0.00	0.22	SHOPP	2014	No	Yes	Yes	No	24%	97,600,000	23,370,000	0	8,620,000	350,000	14,400,000	536,355	13,199,808	05/15/19	04/01/22	05/01/23	Caltrans	Caltrans	Caltrans	Caltrans
1014000158	SHOPP	STA	099	COLLISION SEVERITY REDUCTION	0.00	0.51	0.01	2.90	0.00	0.17	0.00	0.59	SHOPP	2016	No	No	No	No	56%	8,317,000	4,644,000	954,000	1,280,000	10,000	2,400,000	0	857,742	12/31/18	01/31/20	03/31/22	Caltrans	Caltrans	Caltrans	Caltrans
1014000166	SHOPP	STA	005	INSTALL TRAFFIC MONITORING STATIONS (TMS) AT VARIOUS LOCATIONS	0.00	0.00	0.00	0.21	0.00	0.00	0.00	0.00	SHOPP	2014	No	No	No	No	42%	3,502,000	1,483,000	225,000	474,000	50,000	734,000	2,644,820	1,453,084	12/01/15	01/13/17	01/31/19	Caltrans	Caltrans	Caltrans	Caltrans
1014000167	STIP	MER	099	LANE WIDENING FROM 2 TO 3 LANES	0.00	0.66	0.00	0.00	0.00	0.18	0.00	0.00	STIP	2016	No	No	No	No								7,247	3,293,798	08/03/20	04/15/22	07/07/23	Caltrans	Caltrans	Caltrans	Caltrans
1014000168	STIP	MER	099	LANE WIDENING FROM 2 TO 3 LANES	0.00	1.06	0.00	0.00	0.00	0.42	0.00	0.00	STIP	2016	No	No	No	No								55,897	3,588,600	09/27/19	07/10/21	09/22/22	Caltrans	Caltrans	Caltrans	Caltrans
1014000170	SHOPP	SJ	580	DIGOUT AND REPAIR OF LOCALIZED FAILURES / AC OVERLAY / WIDEN SHOULDER / INSTALL RWIS	0.00	0.00	0.00	1.17	0.00	0.00	0.00	0.05	SHOPP	2014	No	No	No	No	15%	31,666,000	4,821,000	0	0	0	4,821,000	29,202,598	7,260,192	03/01/16	12/08/17	07/01/19	Caltrans	Caltrans	Caltrans	Caltrans
1014000171	PARTNERSHIP PA	SJ	099	REPLACEMENT AND MITIGATION LANDSCAPING	0.00	1.02	0.00	0.00	0.00	0.00	0.00	0.00	N/A	N/A	No	No	No	No								0	0	02/20/20	08/21/23	10/22/24	Caltrans	Caltrans	Caltrans	Caltrans
1014000182	SHOPP PA	MPA	140	SLOPE REPAIR	0.00	1.06	0.09	0.00	0.00	0.25	0.00	0.00	N/A	N/A	No	No	No	No								2,230	600,287	04/30/21	06/30/22	08/30/24	Caltrans	Caltrans	Caltrans	Caltrans
1014000189	SHOPP	MER	055	PEDESTRIAN SIGNAL HEADS (PEH) REPLACEMENTS	0.00	0.00	0.00	0.04	0.00	0.00	0.00	0.00	SHOPP	2014	No	No	No	No	50%	200,000	100,000	20,000	30,000	0	50,000	129,913	502,107	01/12/16	01/26/17	02/26/19	Caltrans	Caltrans	Caltrans	Caltrans
1014000208	SHOPP	MER	152	INSTALL MEDIAN BARRIERS	0.00	0.00	0.00	0.13	0.00	0.00	0.00	0.00	SHOPP	2016	No	No	No	No	22%	5,038,000	1,089,000	312,000	405,000	20,000	352,000	0	786,146	05/31/17	01/29/18	02/22/19	Caltrans	Caltrans	Caltrans	Caltrans
1015000001	SHOPP	SJ	005	UPGRADE AND REPAIR OF TMS ELEMENTS	0.00	1.72	0.32	0.00	0.00	0.00	0.00	0.00	SHOPP	2016	No	Yes	Yes	No	63%	3,477,000	2,175,000	392,000	948,000	138,000	697,000	0	499,369	12/27/19	12/28/20	07/01/22	Caltrans	Caltrans	Caltrans	Caltrans
1015000002	SHOPP	SJ	005	SIGNS & LIGHTING REHABILITATION	0.00	1.72	0.07	0.00	0.00	0.45	0.00	0.00	SHOPP	2016	No	Yes	Yes	No	122%	1,546,000	1,879,000	353,000	931,000	52,000	543,000	0	255,506	07/15/19	12/02/19	12/01/20	Caltrans	Caltrans	Caltrans	Caltrans
1015000003	SHOPP	STA	099	NORTHBOUND AUXILIARY LANE CONSTRUCTION	0.00	0.79	0.15	0.00	0.00	0.07	0.00	0.00	SHOPP	2016	No	No	No	No	59%	6,268,000	3,692,000	1,112,000	1,427,000	141,000	1,012,000	0	472,862	11/16/20	06/30/21	08/30/23	Caltrans	Caltrans	Caltrans	Caltrans
1015000004	SHOPP	TUO	VAR	DRAINAGE SYSTEM RESTORATION	0.00	1.42	0.01	0.00	0.00	0.11	0.00	0.00	SHOPP	2016	No	Yes	Yes	No	67%	2,380,000	1,604,000	475,000	448,000	65,000	616,000	0	327,829	08/15/19	12/01/20	02/01/23	Caltrans	Caltrans	Caltrans	Caltrans
1015000005	SHOPP	MER	152	Drainage restoration	0.00	1.58	0.38	0.00	0.00	0.00	0.00	0.00	SHOPP	2016	No	No	No	No	129%	1,919,000	2,472,000	840,000	743,000	124,000	765,000	0	440,219	01/03/20	07/31/20	09/20/22	Caltrans	Caltrans	Caltrans	Caltrans
1015000006	SHOPP	TUO	120	SLOPE REPAIR	0.00	0.19	0.02	0.05	0.00	0.15	0.00	0.00	SHOPP	2016	No	Yes	Yes	No	171%	1,886,000	2,395,000	950,000	986,000	96,000	363,000	0	534,119	06/26/19	11/01/19	12/01/21	Caltrans	Caltrans	Caltrans	Caltrans
1015000007	SHOPP	TUO	108	SLOPE REPAIR	0.00	1.00	0.15	0.00	0.00	0.12	0.00	0.00	SHOPP	2016	No	Yes	Yes	No	76%	2,714,000	2,060,000	800,000	625,000	75,000	560,000	0	401,479	08/30/19	10/15/20	10/16/23	Caltrans	Caltrans	Caltrans	Caltrans
1015000008	SHOPP PA	MPA	140	PAVEMENT PRESERVATION	3.78	0.00	0.00	0.00	0.00	0.00	0.00	0.00	N/A	N/A	No	No	No	No								0	0	12/01/22	06/01/24	07/01/26	Caltrans	Caltrans	Caltrans	Caltrans
1015000026	SHOPP	MER	059	INSTALL CENTERLINE RUMBLE STRIPS, EDGE LINE RUMBLE STRIPES AND SHOULDER RUBLE STRIPS	0.00	0.00	0.00	0.51	0.00	0.00	0.00	0.00	SHOPP	2014	No	No	No	No	36%	2,497,000	898,000	215,000	216,000	0	467,000	2,026,599	598,248	03/03/16	10/13/16	12/12/18	Caltrans	Caltrans	Caltrans	Caltrans
1015000029	SHOPP	TUO	108	CONSTRUCT A ROUNDABOUT OR INSTALL TRAFFIC SIGNALS AT THIS INTERSECTION	0.01	0.92	0.34	0.91	0.00	0.29	0.00	0.12	SHOPP	2016	No	No	No	No	87%	4,316,000	3,772,000	1,225,000	1,527,000	189,000	831,000	0	1,132,324	01/30/19	03/05/20	05/31/23	Caltrans	Caltrans	Caltrans	Caltrans
1015000037	SHOPP	SJ	004	BRIDGE PREVENTIVE MAINTENANCE	0.37	2.09	0.07	0.00	0.02	1.51	0.00	0.00	SHOPP	2016	Yes	No	No	No	56%	6,079,000	3,380,000	648,000	1,358,000	55,000	1,319,000	0	367,148	10/21/20	04/21/22	09/06/23	Caltrans	Caltrans	Caltrans	Caltrans
1015000038	SHOPP	MER	099	BRIDGE PREVENTIVE MAINTENANCE	0.01	1.92	0.95	0.00	0.00	0.11	0.00	0.00	SHOPP	2016	No	No	No	No	90%	3,994,000	3,592,000	1,000,000	950,000	542,000	1,100,000	0	699,457	07/23/21	10/31/22	09/06/24	Caltrans	Caltrans	Caltrans	Caltrans
1015000091	SHOPP	STA	033		0.00	0.00	0.00	0.07	0.00	0.00	0.00	0.00	SHOPP	2016	No	No	No	No	101%	725,000	730,000	184,000	206,000	0	340,000	533,400	457,046	01/09/17	05/02/17	09/17/18	Caltrans	Caltrans	Caltrans	Caltrans
1015000092	SHOPP	STA	132	Installing rumble strips	0.00	0.00	0.00	0.09	0.00	0.00	0.00	0.00	SHOPP	2014	No	No	No	No	78%	992,000	769,000	191,000	211,000	0	367,000	798,964	443,914	10/28/16	06/05/17	01/06/20	Caltrans	Caltrans	Caltrans	Caltrans
1015000106	SHOPP	MER	059	INTERSECTION SAFETY IMPROVEMENTS.	0.00	0.18	0.06	2.36	0.00	0.00	0.00	0.06	SHOPP	2016	No	No	No	No	87%	3,624,000	3,140,000	899,000	631,000	204,000	1,406,000	2,000	835,763	01/04/19	11/29/19	03/01/22	Caltrans	Caltrans	Caltrans	Caltrans
1015000110	GEOTECHNICAL BORINGS COMPLIANCE	VAR	VAR	Identify, prioritize and execute a mitigation strategy for boreholes	0.00	0.16	0.00	0.00	0.00	0.66	0.00	0.00	N/A	N/A	No	No	No	No								0	470,250			07/30/19	Caltrans	Caltrans	Caltrans	Caltrans
1015000112	SHOPP	SJ	099	INSTALL SHOULDER RUMBLE STRIPS	0.00	0.00	0.00	0.25	0.00	0.00	0.00	0.00	SHOPP	2016	No	No	No	No	60%	1,471,000	879,000	186,000	250,000	0	443,000	891,715	512,407	01/30/17	08/22/17	11/01/18	Caltrans	Caltrans	Caltrans	Caltrans
1015000113	SHOPP	MPA	041	DRAINAGE SYSTEM RESTORATION	0.00	1.49	0.10	0.00	0.00	0.18	0.00	0.00	SHOPP	2016	No	Yes	No	No	135%	1,909,000	2,568,000	650,000	929,000	84,000	905,000	0	637,541	01/03/20	01/05/21	01/06/23	Caltrans	Caltrans	Caltrans	Caltrans
1015000128	SHOPP PA	CAL	VAR	Upgrade bridge rails of three bridges	1.56	0.00	0.00	0.00	0.10	0.00	0.00	0.00	N/A	N/A	No	No	No	No								0	0	01/03/22	01/02/24	04/01/25	Caltrans	Caltrans	Caltrans	Caltrans
1015000131	SHOPP	SJ	099	Pavement preservation	0.00	0.00	0.00	0.50	0.00	0.00	0.00	0.04	SHOPP	2014	No	No	No	No								1,594,367	1,444,641	01/30/17	03/30/18	09/30/20	Caltrans	Caltrans	San Joaquin Council of Governments	Caltrans

Attachment 1
COS Fiscal Year 2018-19 Project Workload File

EFIS ID	Project Type	CO	RTE	Work Description	DIST PAED	DIST PSE	DIST RW	DIST CON	DES PAED	DES PSE	DES RW	DES CON	Document	Document Year	PA&ED in 18/19	RTL in 18/19	RW Cert in 18/19	CCA in 18/19	Support To Capital % [2]	Total Capital Budget [1]	Total Support Budget [1]	Environmental Support Budget	Design Support Budget	Right of Way Support Budget	Construction Support Budget	Total Capital Expenditures	Total Support Expenditures	Estimated Construction Start Date [3]	Estimated Construction End Date [3]	Estimated Project End Date [3]	PAED Implementing Agency	PSE Implementing Agency	ROW Implementing Agency	CON Implementing Agency
1016000017	SHOPP PA	VAR	VAR	Replace Drainage Pumps at Various Locations	1.01	0.01	0.00	0.00	0.27	0.00	0.00	0.00	N/A	N/A	Yes	No	No	No							0	0	03/26/21	02/09/22	03/29/24	Caltrans	Caltrans	Caltrans	Caltrans
1016000020	SB1 RMRA	SJ	005	Rehabilitate Bridge Deck	0.10	1.38	0.01	0.00	0.00	0.33	0.00	0.00	SHOPP	2016	Yes	No	No	No	70%	4,771,000	3,325,000	335,000	1,030,000	10,000	1,950,000	0	0	07/13/20	03/10/21	04/28/23	Caltrans	Caltrans	Caltrans	Caltrans
1016000021	SHOPP PA	VAR	VAR		1.57	1.56	0.00	0.00	0.17	0.28	0.00	0.00	N/A	N/A	Yes	No	No	No							0	0	07/15/20	12/01/20	12/01/23	Caltrans	Caltrans	Caltrans	Caltrans
1016000022	SHOPP	SJ	099	Replace bridge girder	0.00	0.19	0.01	0.63	0.00	0.18	0.00	0.52	SHOPP	2016	No	Yes	No	No	104%	1,174,000	1,216,000	172,000	617,000	7,000	420,000	0	65,340	11/22/18	09/30/19	11/26/21	Caltrans	Caltrans	Caltrans	Caltrans
1016000023	SHOPP	SJ	099	In the City of Stockton, on SR 99 at Crosstown Freeway Viaduct.	0.00	1.39	0.03	0.00	0.00	0.49	0.00	0.00	SHOPP	2016	No	Yes	Yes	No	61%	3,543,000	2,164,000	648,000	848,000	37,000	631,000	0	294,451	01/31/20	08/03/20	10/03/22	Caltrans	Caltrans	Caltrans	Caltrans
1016000024	SHOPP	STA	099	UPGRADE APPROACH SLABS, JOINT SEALS AND OVERLAY.	0.00	0.60	0.01	1.38	0.00	0.20	0.00	0.49	SHOPP	2016	No	No	No	No	44%	4,959,000	2,205,000	310,000	845,000	10,000	1,040,000	0	262,825	12/14/18	10/30/19	12/30/21	Caltrans	Caltrans	Caltrans	Caltrans
1016000025	SHOPP PA	MPA	140	MPA Route 140 Pavement Preservation	2.71	0.00	0.00	0.00	0.14	0.00	0.00	0.00	N/A	N/A	No	No	No	No							0	0	04/15/22	04/15/24	06/15/26	Caltrans	Caltrans	Caltrans	Caltrans
1016000026	SB1 RMRA	SJ	VAR	Pavement Resurfacing and preservation	0.00	3.10	0.03	0.00	0.00	0.45	0.00	0.00	SHOPP	2016	No	No	No	No	25%	30,624,000	7,724,000	792,000	2,324,000	19,000	4,589,000	0	0	07/11/20	01/05/21	01/05/23	Caltrans	Caltrans	Caltrans	Caltrans
1016000027	SHOPP PA	STA	099	Stanislaus County SR 99 Maintenance worker safety improvements	1.52	3.44	0.00	0.00	0.01	0.00	0.00	0.00	N/A	N/A	Yes	No	No	No							0	0	04/15/20	12/01/20	12/01/23	Caltrans	Caltrans	Caltrans	Caltrans
1016000031	SHOPP	SJ	088	IN SAN JOAQUIN COUNTY UPGRADE INTERSECTION CONTROL AT SR 88 AND LIBERTY ROAD	0.05	2.87	1.01	0.00	0.00	0.01	0.00	0.00	SHOPP	2016	Yes	No	No	No	201%	1,504,000	3,030,000	860,000	1,068,000	154,000	948,000	0	562,389	11/30/20	11/30/21	01/31/24	Caltrans	Caltrans	Caltrans	Caltrans
1016000032	SHOPP PA	SJ	026	Increase Bridge Vertical Clearance	0.31	1.57	0.01	0.00	0.12	0.65	0.00	0.00	N/A	N/A	Yes	No	No	No							0	0	07/01/21	12/29/23	02/27/26	Caltrans	Caltrans	Caltrans	Caltrans
1016000038	PARTNERSHIP	SJ	VAR	Interchange Improvements	0.39	1.07	0.03	0.00	0.00	0.61	0.00	0.00	N/A	N/A	Yes	No	No	No							0	291,752	09/01/21	09/01/23	03/30/27	San Joaquin Council of Governments	Caltrans	San Joaquin Council of Governments	Caltrans
1016000046	SHOPP PA	MER	005	Replace Safety Roadside Rest Area (SRRA)	1.92	0.00	0.00	0.00	0.34	0.00	0.00	0.00	N/A	N/A	No	No	No	No							0	0	02/11/22	12/29/23	08/30/26	Caltrans	Caltrans	Caltrans	Caltrans
1016000053	SB1 RMRA	SJ	VAR	Install CMSs, CCTV, TMSs, VCS, RWIS and FO cable	0.42	0.90	0.15	0.00	0.05	0.92	0.00	0.00	SHOPP	2016	Yes	No	No	No	61%	9,040,000	5,555,000	820,000	2,550,000	380,000	1,805,000	0	0	07/14/22	12/30/23	02/27/26	Caltrans	Caltrans	Caltrans	Caltrans
1016000059	SHOPP	SJ	099	TREE PRUNING AND REMOVAL	0.00	0.00	0.02	2.76	0.00	0.00	0.00	0.00	SHOPP	2016	No	No	No	Yes	36%	6,428,000	2,327,000	141,000	363,000	14,000	1,809,000	0	282,636	10/13/17	09/14/18	09/11/20	Caltrans	Caltrans	Caltrans	Caltrans
1016000075	SHOPP	TUO	120	INSTALL CENTERLINE, SHOULDER, AND EDGE-LINE RUMBLE STRIPS.	0.00	0.06	0.01	1.09	0.00	0.05	0.00	0.01	SHOPP	2016	No	No	No	Yes	52%	1,584,000	822,000	195,000	333,000	4,000	290,000	0	157,404	08/17/18	12/28/18	03/01/21	Caltrans	Caltrans	Caltrans	Caltrans
1016000077	SHOPP PA	SJ	004		4.41	0.10	0.01	0.00	1.46	0.15	0.00	0.00	N/A	N/A	Yes	No	No	No							0	0	10/04/22	05/15/25	07/15/27	Caltrans	Caltrans	Caltrans	Caltrans
1016000085	SHOPP	SJ	004	INSTALL RUMBLE STRIPS AT FIVE LOCATIONS ON SR 4 AND 88 IN SANOAQUIN AND STANISLAUS COUNTIES.	0.00	0.13	0.00	1.44	0.00	0.07	0.00	0.00	SHOPP	2016	No	No	No	Yes	67%	1,408,000	945,000	287,000	324,000	4,000	330,000	0	171,559	08/30/18	02/28/19	06/16/20	Caltrans	Caltrans	Caltrans	Caltrans
1016000103	SHOPP	TUO	108	RUMBLE STRIP INSTALLATION.	0.00	0.11	0.01	1.36	0.00	0.12	0.00	0.00	SHOPP	2016	No	No	No	Yes	81%	1,293,000	1,041,000	183,000	489,000	5,000	364,000	0	166,543	08/30/18	02/28/19	06/16/20	Caltrans	Caltrans	Caltrans	Caltrans
1016000104	SHOPP	MER	165	RUMBLE STRIP INSTALLATION	0.00	0.59	0.00	1.64	0.00	0.13	0.00	0.04	SHOPP	2016	No	No	No	No	40%	5,203,000	2,089,000	222,000	760,000	28,000	1,079,000	0	213,160	12/14/18	11/01/19	01/10/22	Caltrans	Caltrans	Caltrans	Caltrans
1016000126	SHOPP	MPA	049	INSTALL CENTERLINE AND EDGE LINE RUMBLE STRIPS.	0.00	0.15	0.00	1.28	0.00	0.12	0.00	0.03	SHOPP	2016	No	No	No	No	90%	1,562,000	1,399,000	281,000	725,000	30,000	363,000	0	314,128	11/15/18	07/01/19	12/01/20	Caltrans	Caltrans	Caltrans	Caltrans
1016000127	SHOPP	AMA	088	CENTERLINE AND EDGE-LINE RUMBLE STRIP INSTALLATION IN VARIOUS LOCATIONS IN AMADOR AND ALPINE COUNTIES.	0.00	0.33	0.00	2.20	0.00	0.09	0.00	0.08	SHOPP	2016	No	No	No	No	51%	4,252,000	2,173,000	409,000	837,000	57,000	870,000	0	435,039	11/15/18	07/01/19	12/01/20	Caltrans	Caltrans	Caltrans	Caltrans
1016000133	SHOPP	ALP	VAR	TREE PRUNING AND REMOVAL.	0.00	0.00	0.13	7.79	0.00	0.00	0.00	0.01	SHOPP	2016	No	No	No	Yes	48%	11,993,000	5,707,000	248,000	1,183,000	64,000	4,212,000	0	282,666	02/21/18	01/11/19	03/08/21	Caltrans	Caltrans	Caltrans	Caltrans
1016000136	SHOPP PA	AMA	088	Upgrade existing metal beam guard rails to midwest guardrail system	1.61	0.00	0.00	0.00	0.00	0.00	0.00	0.00	N/A	N/A	No	No	No	No							0	0	11/01/21	11/15/22	01/15/25	Caltrans	Caltrans	Caltrans	Caltrans
1016000139	SHOPP	SJ	004	SJ Middle River bridge roadway realignment	2.68	1.43	0.28	0.00	0.60	0.67	0.00	0.00	SHOPP	2016	Yes	No	No	No	55%	8,693,000	4,814,000	1,081,000	1,453,000	274,000	2,006,000	0	164,879	10/21/20	04/21/22	04/21/23	Caltrans	Caltrans	Caltrans	Caltrans
1016000144	SHOPP	SJ	099	INSTALLATION OF CONCRETE MEDIAN BARRIER.	0.00	0.18	0.00	0.84	0.00	0.04	0.00	0.02	SHOPP	2016	No	No	No	Yes	193%	363,000	700,000	140,000	352,000	2,000	206,000	0	311,536	08/20/18	10/15/18	10/15/20	Caltrans	Caltrans	Caltrans	Caltrans
1016000147	SHOPP	STA	099	Landscape	0.00	0.08	0.00	0.23	0.00	0.11	0.00	0.00	SHOPP	2016	No	No	No	No	185%	450,000	831,000	75,000	320,000	2,000	434,000	0	153,998	12/13/18	02/25/22	04/26/24	Caltrans	Caltrans	Caltrans	Caltrans
1016000245	REAL PROPERTY SERVICES	VAR	VAR	Sale of Excess Land	0.00	0.00	1.60	0.00	0.00	0.00	0.00	0.00	N/A	N/A	No	No	No	No							0	770,858			07/31/31	Caltrans	Caltrans	Caltrans	Caltrans
1016000246	REAL PROPERTY SERVICES	VAR	099	Property Management	0.00	0.00	3.50	0.00	0.00	0.00	0.00	0.00	N/A	N/A	No	No	No	No							0	1,023,242			08/25/31	Caltrans	Caltrans	Caltrans	Caltrans
1017000004	SHOPP PA	AMA	049	Upgrade Bridge Rails	4.06	0.00	0.00	0.00	0.71	0.00	0.00	0.00	N/A	N/A	No	No	No	No							0	0	12/27/22	03/30/24	05/19/26	Caltrans	Caltrans	Caltrans	Caltrans
1017000005	SHOPP PA	MER	152	Construct paved shoulder at SR 152 and SR 33 interchanges to increase the corner radii to meet current STAA designed vehicle	1.13	0.00	0.00	0.00	0.01	0.00	0.00	0.00	N/A	N/A	No	No	No	No							0	0	06/15/22	07/01/23	09/01/25	Caltrans	Caltrans	Caltrans	Caltrans
1017000006	SHOPP PA	CAL	004	Provide two-way-left-lane with unlimited storage	2.11	0.00	0.00	0.00	0.01	0.00	0.00	0.00	N/A	N/A	No	No	No	No							0	0	07/19/21	12/07/21	05/27/22	Caltrans	Caltrans	Caltrans	Caltrans
1017000013	SHOPP PA	STA	132	Widen asphalt concrete (AC) shoulder to provide minimum 4'-0" accessible pedestrian pathway, install/upgrade sidewalks, and install curb ramps and/or AC level pads.	2.78	0.50	0.25	0.00	0.02	0.00	0.00	0.00	N/A	N/A	Yes	No	No	No							0	0	03/18/22	08/10/22	10/10/24	Caltrans	Caltrans	Caltrans	Caltrans
1017000014	SHOPP	SJ	205	APPLY HIGH FRICTION SURFACE TREATMENT	0.00	0.35	0.00	1.69	0.00	0.16	0.00	0.19	SHOPP	2016	No	No	No	Yes	36%	4,150,000	1,508,000	288,000	642,000	31,000	547,000	0	169,023	09/30/18	01/08/19	02/26/21	Caltrans	Caltrans	Caltrans	Caltrans
1017000015	SHOPP PA	SJ	VAR	Provide roadside safety improvements to reduce the frequency and duration of maintenance activities, thus reducing maintenance personnel exposure to traffic.	0.53	0.53	0.00	0.00	0.01	0.03	0.00	0.00	N/A	N/A	No	No	No	No							0	0	04/21/21	04/21/22	06/01/24	Caltrans	Caltrans	Caltrans	Caltrans
1017000016	SHOPP PA	SJ	012	Upgrade curb ramps, sidewalk, driveways, accessible pedestrian signal (APS) standards.	2.29	0.27	0.09	0.00	0.01	0.00	0.00	0.00	N/A	N/A	Yes	No	No	No							0	0	05/12/22	01/03/23	01/30/25	Caltrans	Caltrans	Caltrans	Caltrans
1017000021	SB1 RMRA	SJ	VAR	Upgrade existing communication infrastructure between field elements and the District 10 Traffic Management Center.	0.18	1.19	0.00	0.00	0.01	0.02	0.00	0.00	SHOPP	2016	Yes	No	No	No	75%	3,618,000	2,720,000	373,000	1,221,000	5,000	1,121,000	0	0	09/13/21	03/14/22	09/13/24	Caltrans	Caltrans	Caltrans	Caltrans
1017000022	SHOPP PA	SJ	VAR	Upgrade Drainage Pump Plants	1.63	0.00	0.00	0.00	0.21	0.00	0.00	0.00	N/A	N/A	No	No	No	No							0	0	07/05/22	11/06/23	05/06/26	Caltrans	Caltrans	Caltrans	Caltrans
1017000024	SB1 RMRA	SJ	012	Replace Bridge Bearing Pads	1.10	0.00	0.00	0.00	0.05	0.00	0.00	0.00	SHOPP	2016	No	No	No	No	68%	3,953,000	2,692,000	553,000	905,000	2,000	1,232,000	0	0	12/15/21	12/30/22	02/17/25	Caltrans	Caltrans	Caltrans	Caltrans
1017000025	SHOPP PA	VAR	VAR	Upgrade existing Metal Beam Guardrails to Midwest Guardrail System and replace end treatments to meet current standards.	1.12	0.00	0.00	0.00	0.00	0.00	0.00	0.00	N/A	N/A	No	No	No	No							0	0	07/01/22	07/11/23	01/12/26	Caltrans	Caltrans	Caltrans	Caltrans
1017000033	SHOPP	STA	005	SAFETY ROADSIDE REST AREA REHABILITATION	0.00	0.51	0.02	0.58	0.00	0.43	0.00	0.38	SHOPP	2016	No	Yes	Yes	No	70%	1,605,000	1,127,000	154,000	471,000	13,000	489,000	0	0	04/08/19	12/31/19	03/01/22	Caltrans	Caltrans	Caltrans	Caltrans
1017000034	SB1 RMRA	MPA	049	Pavement Preservation	0.59	1.48	0.00	0.00	0.06	0.06	0.00	0.00	SHOPP	2016	Yes	No	No	No	22%	16,204,000	3,594,000	403,000	1,032,000	9,000	2,150,000	0	0	09/27/20	12/04/21	02/05/24	Caltrans	Caltrans	Caltrans	Caltrans
1017000036	SHOPP	SJ	099	Upgrade or replace existing legacy, inefficient and damaged Microwave Vehicle Detection Systems (MVDSs) at various locations in District 10	3.38	1.14	0.08	0.00	0.00	0.00	0.00	0.00	SHOPP	2016	Yes	No	No	No	68%	6,869,000	4,696,000	1,202,000	1,719,000	465,000	1,310,000	0	0	09/15/20	09/15/21	03/15/24	Caltrans	Caltrans	Caltrans	Caltrans
1017000042	SHOPP	CAL	004	Rumble Strio Installation	0.00	1.45	0.00	0.70	0.00	0.16	0.00	0.01	SHOPP	2016	No	Yes	Yes	No	67%	2,305,000	1,545,000	60,000	840,000	5,000	640,000	0	0	03/05/19	12/30/19	01/20/22	Caltrans	Caltrans	Caltrans	Caltrans
1017000043	SHOPP PA	MER	152	COLLISION REDUCTION	1.89	0.00	0.00	0.00	0.59	0.00	0.00	0.00	N/A	N/A	No	No	No	No							0	0	11/30/21	07/25/22	09/12/24	Caltrans	Caltrans	Caltrans	Caltrans
1017000074	SB1 RMRA	SJ	120	Repair existing Traffic Monitoring Stations (TMS) at various locations in District 10.	1.68	0.00	0.01	0.00	0.00	0.00	0.00	0.00	SHOPP	2016	Yes	No	No	No	151%	2,098,000	3,173,000	632,000	1,191,000	107,000	1,243,000	0	0	07/06/21	07/06/22	01/06/25	Caltrans	Caltrans	Caltrans	Caltrans
1017000081	SHOPP	VAR	VAR	Legal Support by Capital Outlay Support Staff	1.54	0.00	0.00	0.00	0.00	0.00	0.00	0.00	N/A	N/A	No	No	No	No							0	0			10/18/23	Caltrans	Caltrans	Caltrans	Caltrans
1017000116	STIP PA	SJ	205		2.78	0.00	0.00	0.00	0.13	0.00	0.00	0.00	N/A	N/A	No	No	No	No							0	0				Caltrans	Caltrans	Caltrans	Caltrans
1017000154	SB1 RMRA	CAL	004	BRIDGE RAIL UPGRADE	0.99	0.00	0.00	0.00	0.00	0.00	0.00	0.00	SHOPP	2016	No	No	No	No	147%	2,278,000	3,341,000	605,000	1,392,000	103,000	1,241,000	0	0	02/28/22	01/06/23	02/04/25	Caltrans	Caltrans	Caltrans	Caltrans
1017000155	SHOPP	STA	VAR	UPGRADE CURB RAMPS, SIDEWALK AND CROSSWALKS	0.00	1.55	0.27	0.00	0.00	0.10	0.00	0.00	SHOPP	2016	No	Yes	Yes	No	276%	397,000	1,095,000	0	715,000	180,000	200,000	0	371,505	01/02/20	01/04/21	03/03/23	Caltrans	Caltrans	Caltrans	Caltrans
1017000191	SHOPP	MER	165	ROADWAY REHAB	4.17	0.00	0.00	0.00	1.15	0.00	0.00	0.00	N/A	N/A	No	No	No	No							40,654	1,230,396	09/25/24	06/30/25	08/30/26	Caltrans	Caltrans	Caltrans	Caltrans
1018000001	SHOPP PA	SJ	012	ADA CURB RAMPS	0.00	0.00	0.00	0.00	0.00	0.00	0.00	0.00	N/A	N/A	No	No	No	No							0	0	12/15/23	07/01/24	09/01/26				
1018000017	SHOPP	ALP	VAR	TREE PRUNING AND REMOVAL.	0.00	0.00	0.30	8.40	0.00	0.00	0.00	0.00	SHOPP	2016	No	No	No	No	31%	12,355,000	3,783,000	0	825,000	158,000	2,800,000	0	0	05/09/18	12/31/19	02/28/22	Caltrans	Caltrans	Caltrans	Caltrans
1018000018	SHOPP	TUO	VAR	TREE PRUNING AND REMOVAL.	0.00	0.00	0.17	5.51	0.00	0.00	0.00	0.00	SHOPP	2016	No	No	No	No	35%	6,162,000	2,130,000	0	250,000	130,000	1,750,000	0	0	05/09/18	09/30/19	11/30/21	Caltrans	Caltrans	Caltrans	Caltrans
1018000039	SHOPP PA	STA	099	COLLISION SEVERITY REDUCTION	0.00	0.00	0.00	0.00	0.00	0.00	0.00	0.00	N/A	N/A	No	No	No	No							0	0	12/15/23	06/15/25	08/16/27	Caltrans	Caltrans	Caltrans	Caltrans
1018000077	SHOPP	SJ	005	Improving freight mobility by removing load constraints, and upgrading aging structures	0.00	0.13	0.00	1.30	0.00	0.20	0.00	0.55	SHOPP	2016	No	No	No	No	65%	2,010,000	1,305,000	300,000	300,000	5,000	700,000	0	175,621	10/15/18	10/31/19	04/30/21	Caltrans	Caltrans	Caltrans	Caltrans
1018000078	SHOPP PA	SJ	005	IMPROVE TO STANDARD TRUCK CAPACITY	0.00	1.16	0.14	0.00	0.00	0.62	0.00	0.00	SHOPP	2016	No	No	No	No							0	286,540	08/26/20	12/30/21	08/30/23	Caltrans	Caltrans	Caltrans	Caltrans
1018000083	SHOPP PA	STA	099	INSTALL BLUETOOTH BASED TRAVEL TIME INFORMATION SYSTEM.	0.42	0.00	0.00	0.00	0.00	0.00	0.00	0.00	N/A	N/A	No	No	No	No							0	0	08/17/20	07/30/21	08/27/21	Caltrans	Caltrans	Caltrans	Caltrans
1100000013	TCRP	SD	805	WIDEN FREEWAY AND BRIDGES	0.00	0.00	0.00	1.26	0.00	0.00	0.00	0.04	STIP	2000	No	No	No	No	2%	26,469,000	531,000	0	0	0	531,000	182,860,968	50,772,436	03/12/02	08/07/08	07/20/19	Caltrans	Caltrans	Caltrans	Caltrans
1100000038	PARTNERSHIP	SD	005	MODIFY INTERCHANGE/CONST AUX LANE/ CONST DIRECT CONNECTORS	0.25	0.00	0.00	0.00	0.02	0.00	0.00	0.00	N/A	N/A	No	No	No	No							0	2,468,169	12/12/34	08/08/42	08/08/42	Caltrans	Caltrans	Caltrans	Caltrans
1100000064	PARTNERSHIP	SD	163	REVISE INTERCHANGE/WIDEN OC AND APPROACH	0.00	0.00	0.00	6.17	0.00	0.00	0.00	2.72	N/A	N/A	No	No	No	No							1,106,399	5,544,821	07/18/17	10/06/20	12/30/22	San Diego, City of	Caltrans	San Diego, City of	Caltrans
1100000070	BOND STIP	SD	905	CONSTRUCT NEW FREEWAY - PHASE 1A	0.00	0.00	0.00	0.00	0.00	0.00	0.00	0.00	STIP	2006	No	No	No	No	12%	303,424,000	37,206,000	4,607,000	18,850,000	5,000,000	8,749,000	240,800,792	54,954,420	02/27/08	06/30/11	07/17/18	Caltrans	Caltrans	Caltrans	Caltrans
1100000078	TCRP	SD	094	WIDEN FREEWAYS AND CONSTRUCT FREEWAY TO FREEWAY CONNECTORS.	0.00	5.81	2.84	0.00	0.00	5.75	0.09	0.00	STIP	2016	No	No	No	No							26,463	5,273,631	09/30/21	11/20/23	11/19/24	Caltrans	Caltrans	Caltrans	Caltrans
1100000092	PARTNERSHIP	SD	005	CONSTRUCT DIRECT FREEWAY TO FREEWAY CONNECTORS	0.00	4.61	0.78	0.00	0.00	0.00	0.00	0.00	N/A	N/A	No	No	No	No							0	9,404,644	12/30/21	09/03/24	10/06/25	Caltrans	Caltrans	Caltrans	Caltrans

Attachment 1
COS Fiscal Year 2018-19 Project Workload File

EFIS ID	Project Type	CO	RTE	Work Description	DIST PAED	DIST PSE	DIST RW	DIST CON	DES PAED	DES PSE	DES RW	DES CON	Document	Document Year	PA&ED in 18/19	RTL in 18/19	RW Cert in 18/19	CCA in 18/19	Support To Capital %[2]	Total Capital Budget[1]	Total Support Budget[1]	Environmental Support Budget	Design Support Budget	Right of Way Support Budget	Construction Support Budget	Total Capital Expenditures	Total Support Expenditures	Estimated Construction Start Date[3]	Estimated Construction End Date[4]	Estimated Project End Date[5]	PAED Implementing Agency	PSE Implementing Agency	ROW Implementing Agency	CON Implementing Agency
1100000097	PARTNERSHIP	SD	078	REVISE INTERCHANGE, REPLACE UNDERCROSSING AND WIDEN FRONTAGE ROAD	0.00	2.48	0.00	0.00	0.00	2.66	0.00	0.00	N/A	N/A	No	No	No	No							0	481,512	08/29/23	08/27/25	01/19/27	Caltrans	Caltrans	Caltrans	Caltrans
1100000179	PARTNERSHIP	SD	067	MODIFY EXISTING INTERCHANGE	0.00	2.68	0.01	0.00	0.00	0.41	0.00	0.00	N/A	N/A	No	No	No	No							0	623,434	02/26/20	04/03/25	01/15/26	San Diego County	San Diego County	San Diego County	San Diego County
1100000203	SHOPP	SD	008	CONSTRUCT DRAINAGE IMPROVEMENTS.	0.00	0.00	0.00	0.05	0.00	0.00	0.00	0.00	SHOPP	2014	No	No	No	No	104%	2,683,000	2,781,000	360,000	1,086,000	2,000	1,333,000	2,579,952	2,464,651	01/28/16	06/15/17	08/30/19	Caltrans	Caltrans	Caltrans	Caltrans
1100000215	SHOPP	SD	075	BRIDGE REHABILITATION - UPGRADE ELECTRICAL BRIDGE COMPONENTS	0.00	0.00	0.00	1.59	0.00	0.00	0.00	3.75	SHOPP	2016	No	No	No	No	45%	10,782,000	4,870,000	493,000	1,971,000	0	2,406,000	0	2,339,265	01/04/18	09/13/19	12/08/21	Caltrans	Caltrans	Caltrans	Caltrans
1100000276	SHOPP	SD	067	PAVEMENT REHABILITATION OF MAINLINE SHOULDERS, AND RAMPS.	0.00	0.00	0.00	0.09	0.00	0.00	0.00	0.00	SHOPP	2012	No	No	No	No	43%	12,525,000	5,425,000	0	1,620,000	5,000	3,800,000	11,477,750	6,137,992	01/12/15	03/20/17	11/30/18	Caltrans	Caltrans	Caltrans	Caltrans
1100000293	PARTNERSHIP	SD	076	MITIGATION SITE PRESERVATION	0.00	0.00	0.16	0.33	0.00	0.00	0.00	0.00	N/A	N/A	No	No	No	No	9%	8,445,000	732,000	0	88,000	71,000	573,000	4,783,660	403,625			12/31/18	Caltrans	Caltrans	Caltrans	Caltrans
1100000295	PARTNERSHIP	SD	011	MITIGATION SITE PRESERVATION	0.00	0.00	0.09	0.17	0.00	0.00	0.00	0.00	N/A	N/A	No	No	No	No	80%	1,192,000	957,000	0	494,000	92,000	371,000	511,891	534,735			08/31/21	Caltrans	Caltrans	Caltrans	Caltrans
1100000296	PARTNERSHIP	SD	076	MITIGATION SITE PRESERVATION	0.00	0.00	0.06	0.26	0.00	0.00	0.00	0.00	N/A	N/A	No	No	No	No	210%	543,000	1,142,000	0	102,000	126,000	914,000	2,000	149,596			02/15/23	Caltrans	Caltrans	Caltrans	Caltrans
1100000313	SHOPP	SD	005	SLOPE STABILIZATION.	0.00	0.00	0.00	0.19	0.00	0.00	0.00	0.00	SHOPP	2014	No	No	No	Yes	104%	1,014,000	1,051,000	241,000	383,000	31,000	396,000	774,297	832,456	08/04/15	04/03/19	07/30/21	Caltrans	Caltrans	Caltrans	Caltrans
1100000315	SHOPP	SD	VAR	STORM WATER MITIGATION, CONSTRUCT BIOSWALES AND INFILTRATION TRENCHES, PHASE 2 OF 2.	0.00	0.00	0.00	0.27	0.00	0.00	0.00	0.00	SHOPP	2012	No	No	No	No	98%	5,159,000	5,047,000	258,000	1,591,000	127,000	3,071,000	4,873,909	4,398,097	12/31/14	12/19/17	02/26/20	Caltrans	Caltrans	Caltrans	Caltrans
1100000353	PARTNERSHIP	IMP	186	MODIFY RAMP AND WIDEN BRIDGE	0.00	1.14	0.00	0.00	0.00	0.00	0.00	0.00	N/A	N/A	Yes	No	Yes	No							0	332,458	07/02/19	04/12/21	04/12/21	Quechan Indian Tribe	Quechan Indian Tribe	Quechan Indian Tribe	Quechan Indian Tribe
1100000384	PARTNERSHIP	IMP	086	ROADWAY WIDENING AND INSTALLATION OF TRAFFIC SIGNALS	0.00	0.01	0.00	0.20	0.00	0.00	0.00	0.00	N/A	N/A	No	No	No	No							0	265,363		03/25/20	03/24/21	Imperial County	Imperial County	Imperial County	Imperial County
1100000392	SHOPP	SD	094	CURVE REALIGNMENT	0.00	0.00	0.04	1.46	0.00	0.00	0.00	0.05	SHOPP	2014	No	No	No	Yes	68%	5,419,000	3,701,000	790,000	948,000	199,000	1,764,000	3,490,692	3,044,267	09/28/16	12/28/18	03/05/21	Caltrans	Caltrans	Caltrans	Caltrans
1100000421	SHOPP	SD	076	BRIDGE RAIL UPGRADES	0.00	0.00	0.00	1.22	0.00	0.00	0.00	0.41	SHOPP	2016	No	No	No	Yes	166%	1,776,000	2,954,000	440,000	1,498,000	1,000	1,015,000	0	1,691,099	12/18/17	09/14/18	11/05/20	Caltrans	Caltrans	Caltrans	Caltrans
1100000423	PARTNERSHIP	SD	VAR	SD CNTY PROSPECTIVE MITIGAT. SITES	1.77	0.00	1.03	0.00	0.00	0.00	0.00	0.00	N/A	N/A	No	No	No	No							32,433	4,000,116			06/28/19	Caltrans	Caltrans	Caltrans	Caltrans
1100000425	PARTNERSHIP	SD	005	PURCHASE AND RESTORE MITIGATION PAR CELS FOR HALL LAND CO 34330	0.00	0.00	0.06	0.31	0.00	0.00	0.00	0.00	N/A	N/A	No	No	No	No							2,747,321	944,056			01/04/27	San Diego Association of Governments (SANDAG)	San Diego Association of Governments (SANDAG)	San Diego Association of Governments (SANDAG)	San Diego Association of Governments (SANDAG)
1100000426	PARTNERSHIP	SD	005	MITIGATION SITE PRESERVATION	0.00	0.00	0.16	0.27	0.00	0.00	0.00	0.00	N/A	N/A	No	No	No	No							5,440	50,751			01/04/19	San Diego Association of Governments (SANDAG)	San Diego Association of Governments (SANDAG)	San Diego Association of Governments (SANDAG)	San Diego Association of Governments (SANDAG)
1100000427	PARTNERSHIP	SD	905	MITIGATION SITE PRESERVATION	0.00	0.00	0.18	0.38	0.00	0.00	0.00	0.00	N/A	N/A	No	No	No	No	13%	7,857,000	1,017,000	300,000	56,000	106,000	555,000	6,617,467	565,447			07/07/23	Caltrans	Caltrans	Caltrans	Caltrans
1100000456	PARTNERSHIP	SD	015	SR-15 BRT: MID-CITY CENTERLINE STATIONS (REIMBURSED OVERSIGHT)	0.00	0.00	0.00	0.84	0.00	0.00	0.00	0.05	N/A	N/A	No	No	No	Yes							374,946	10,307,426	05/21/15	08/23/18	06/28/19	San Diego Association of Governments (SANDAG)	San Diego Association of Governments (SANDAG)	San Diego Association of Governments (SANDAG)	San Diego Association of Governments (SANDAG)
1100000457	PARTNERSHIP	SD	805	INSTALL BRT LANES ON 905, 125, 805N NEW BRIDGE, RAMP REALIGNMENT, INSTALL SIGNAL	0.00	0.00	0.04	0.21	0.00	0.00	0.00	0.00	N/A	N/A	No	No	No	No							0	1,712,160	01/27/17	07/01/19	07/01/20	San Diego Association of Governments (SANDAG)	San Diego Association of Governments (SANDAG)	San Diego Association of Governments (SANDAG)	San Diego Association of Governments (SANDAG)
1100000531	SHOPP	SD	VAR	REMOVE EXISTING MBGR AND REPLACE WITH CONCRETE BARRIER AND UPGRADE CRASH CUSHIONS	0.00	0.00	0.00	0.00	0.00	0.00	0.00	0.00	SHOPP	2012	No	No	No	No	40%	9,194,000	3,680,000	124,000	1,324,000	14,000	2,218,000	9,072,575	4,381,810	10/22/13	10/15/15	07/30/18	Caltrans	Caltrans	Caltrans	Caltrans
1100000545	SHOPP	SD	067	INSTALL CENTERLINE CHANNELIZERS, CMS, AND CCTV.	0.00	0.00	0.00	0.47	0.00	0.00	0.00	0.01	SHOPP	2014	No	No	No	No	87%	4,913,000	4,276,000	1,991,000	1,009,000	27,000	1,249,000	3,954,011	3,692,915	01/11/17	03/30/18	05/15/20	Caltrans	Caltrans	Caltrans	Caltrans
1100000743	STIP	IMP	008	REVISE INTERCHANGE	0.00	0.00	0.01	0.00	0.00	0.00	0.00	0.00	STIP	2012	No	No	No	No	74%	15,913,000	11,788,000	1,664,000	3,462,000	2,361,000	4,301,000	15,117,642	11,409,654	08/15/14	12/21/17	04/10/20	Caltrans	Caltrans	Caltrans	Caltrans
1100000744	PARTNERSHIP	SD	076	MITIGATION SITE PRESERVATION	0.00	0.00	0.07	0.26	0.00	0.00	0.00	0.00	N/A	N/A	No	No	No	No	26%	2,677,000	706,000	0	111,000	172,000	423,000	1,089,573	189,483			12/02/22	Caltrans	Caltrans	Caltrans	Caltrans
1100000750	PARTNERSHIP	SD	VAR	MITIGATION SITE PRESERVATION	0.15	0.00	0.10	0.00	0.00	0.00	0.00	0.00	N/A	N/A	No	No	No	No	7400%	6,000	444,000	281,000	0	142,000	21,000	5,961	124,931			05/31/22	Caltrans	Caltrans	Caltrans	Caltrans
1100000751	PARTNERSHIP	SD	076	MITIGATION SITE PRESERVATION	0.00	0.00	0.05	0.22	0.00	0.00	0.00	0.00	N/A	N/A	No	No	No	No							2,846,664	562,565			07/01/19	San Diego Association of Governments (SANDAG)	Caltrans	Caltrans	San Diego Association of Governments (SANDAG)
1100000752	PARTNERSHIP	SD	125	MITIGATION SITE PRESERVATION	0.00	0.00	0.25	0.53	0.00	0.00	0.00	0.00	N/A	N/A	No	No	No	No	56%	2,571,000	1,443,000	86,000	254,000	144,000	959,000	1,627,605	1,340,078			07/01/19	Caltrans	Caltrans	Caltrans	Caltrans
1100000757	PARTNERSHIP	SD	005	CMGC - CONSTRUCT SOUNDWALLS IN THE NORTH AND SOUTH BOUND DIRECTIONS	0.00	6.96	5.21	0.00	0.00	0.60	0.00	0.00	N/A	N/A	No	No	No	No	69%	33,000,000	22,853,000	0	10,500,000	6,910,000	5,443,000	0	0	08/28/20	09/16/22	09/25/24	Caltrans	Caltrans	Caltrans	Caltrans
1100000758	PARTNERSHIP	SD	005	CMGC - CONSTRUCT 1 HOV LANE IN SB & NB DIRECTIONS	0.00	2.33	0.09	0.00	0.00	0.21	0.00	0.00	N/A	N/A	No	No	Yes	No							0	0	09/14/18	07/09/21	01/26/23	Caltrans	Caltrans	Caltrans	Caltrans
1100020004	REAL PROPERTY SERVICES	VAR	VAR	R/W PARCEL DECERTIFICATION	0.00	0.00	0.21	0.00	0.00	0.00	0.00	0.00	N/A	N/A	No	No	No	No							0	88,868			06/30/20	Caltrans	Caltrans	Caltrans	Caltrans
1100020030	PARTNERSHIP	SD	076	MITIGATION SITE PRESERVATION	0.00	0.00	0.06	0.60	0.00	0.00	0.00	0.00	N/A	N/A	No	No	No	No	9%	19,501,000	1,705,000	76,000	285,000	145,000	1,199,000	950	310,623			07/01/23	Caltrans	Caltrans	Caltrans	Caltrans
1100020036	PARTNERSHIP	SD	056	MITIGATION PLANTING AND IRRIGATION	0.00	0.00	0.14	0.21	0.00	0.00	0.00	0.00	N/A	N/A	No	No	No	No	37%	4,338,000	1,598,000	240,000	253,000	266,000	839,000	1,768,022	1,213,263			11/01/18	Caltrans	Caltrans	Caltrans	Caltrans
1100020051	PARTNERSHIP	SD	805	REPLACE STRUCTURE AND CONSTRUC DAR	0.00	0.00	0.00	1.14	0.00	0.00	0.00	0.02	N/A	N/A	No	No	No	No	50%	47,557,000	23,836,000	0	3,888,000	3,201,000	16,747,000	44,951,351	27,217,219	01/29/13	12/13/17	12/13/18	Caltrans	Caltrans	Caltrans	Caltrans
1100020119	HIGH SPEED RAIL	SD	VAR	REIMBURSED OVERSIGHT WORK FOR THE HIGHSPEED RAIL AUTHORITY.	0.03	0.00	0.00	0.00	0.00	0.00	0.00	0.00	N/A	N/A	No	No	No	No							0	4,434	09/30/36	05/28/41	07/01/42	California High Speed Rail Authority	California High Speed Rail Authority	California High Speed Rail Authority	California High Speed Rail Authority
1100020122	SHOPP	SD	008	UPGRADE EXISTING MEDIAN MBGR TO CONCRETE BARRIER	0.00	0.00	0.00	0.22	0.00	0.00	0.00	0.00	SHOPP	2014	No	No	No	No	58%	6,575,000	3,834,000	0	1,529,000	25,000	2,280,000	5,616,112	3,326,680	06/09/15	04/14/17	08/09/21	Caltrans	Caltrans	Caltrans	Caltrans
1100020191	BOND CMIA	SD	805	1 HOV LN IN EACH DIR AND A S FACING DAR AT CARROLL CANYON RD ON I805 FR SR52 TO JUST N OF MIRA MESA BLVD	0.00	0.00	0.00	0.33	0.00	0.00	0.00	0.01	STIP	2010	No	No	No	No	26%	87,541,000	22,800,000	0	1,127,000	548,000	21,125,000	81,853,771	20,885,185	03/19/12	04/02/18	06/04/20	Caltrans	Caltrans	Caltrans	Caltrans
1100020253	PARTNERSHIP	SD	VAR	MITIGATION SITE PRESERVATION	0.17	0.00	0.01	0.00	0.00	0.00	0.00	0.00	N/A	N/A	No	No	No	No							0	3,546			05/15/28	San Diego Association of Governments (SANDAG)	San Diego Association of Governments (SANDAG)	San Diego Association of Governments (SANDAG)	San Diego Association of Governments (SANDAG)
1100020254	PARTNERSHIP	SD	005	IN SAN DIEGO COUNTY IN DEL MAR PURCHASE AND RESTORE MITIGATION PARCEL FOR DEAN FAMILY TRUST	0.00	0.00	0.09	0.12	0.00	0.00	0.00	0.00	N/A	N/A	No	No	No	No							920,010	429,205			07/01/21	San Diego Association of Governments (SANDAG)	San Diego Association of Governments (SANDAG)	San Diego Association of Governments (SANDAG)	San Diego Association of Governments (SANDAG)
1100020255	PARTNERSHIP	SD	805	REVISE INTERCHANGE	0.11	1.83	0.00	0.00	0.01	0.01	0.00	0.00	N/A	N/A	Yes	No	No	No							0	1,743,640	05/21/21	07/30/24	07/31/26	San Diego, City of	San Diego, City of	San Diego, City of	San Diego, City of
1100020258	SHOPP	SD	078	CONSTRUCT AUXILIARY LANES	0.00	0.00	0.00	0.02	0.00	0.00	0.00	0.00	SHOPP	2010	No	No	No	Yes							9,888,863	983,389	11/22/11	07/25/18	11/29/19	San Marcos, City of	San Marcos, City of	San Marcos, City of	San Marcos, City of
1100020265	SHOPP	SD	076	CONSTRUCT ROUNDABOUT AND REALIGN CURVE	0.00	0.00	0.24	1.91	0.00	0.00	0.00	0.07	SHOPP	2014	No	No	No	Yes	68%	9,179,000	6,248,000	1,324,000	2,336,000	1,121,000	1,467,000	3,290,415	5,890,408	04/12/17	06/20/19	10/21/21	Caltrans	Caltrans	Caltrans	Caltrans
1100020271	SHOPP	SD	VAR	UPGRADE CURB RAMPS TO COMPLY WITH AMERICANS WITH DISABILITIES ACT (ADA) STANDARDS.	0.00	0.00	0.05	3.70	0.00	0.00	0.00	0.70	SHOPP	2016	No	No	No	Yes	115%	4,484,000	5,162,000	933,000	2,417,000	134,000	1,678,000	0	3,095,739	05/29/18	05/28/19	11/23/20	Caltrans	Caltrans	Caltrans	Caltrans
1100020291	PARTNERSHIP	SD	015	CONSTRUCT COMMUTER BIKE FACILITY	0.00	0.00	0.00	0.25	0.00	0.00	0.00	0.03	N/A	N/A	No	No	No	Yes	43%	10,459,000	4,451,000	207,000	1,114,000	0	3,130,000	9,264,515	4,322,533	01/07/16	08/01/18	08/23/19	Caltrans	Caltrans	Caltrans	Caltrans
1100020298	PARTNERSHIP	SD	163	INTERCHANGE RECONFIGURATION FOR TRAFFIC HANDLING IMPROVEMENTS.	0.00	0.00	0.00	0.20	0.00	0.00	0.00	0.00	N/A	N/A	No	No	No	No							8,947,629	4,212,077	02/17/15	06/08/18	09/10/20	San Diego, City of	San Diego, City of	San Diego, City of	San Diego, City of
1100020306	STIP	SD	163	RESTORE AND ENHANCE THE HISTORICAL AND SCENIC INTEGRITY OF THE ROUTE.	0.00	0.00	0.00	0.10	0.00	0.00	0.00	0.00	STIP	2012	No	No	No	No	46%	4,416,000	2,043,000	206,000	821,000	20,000	996,000	3,825,936	2,131,887	04/10/14	12/29/17	03/06/20	Caltrans	Caltrans	Caltrans	Caltrans
1100020310	SHOPP	SD	005	ROADSIDE SAFETY IMPROVEMENTS	0.00	0.00	0.00	0.12	0.00	0.00	0.00	0.00	SHOPP	2012	No	No	No	No	59%	6,131,000	3,619,000	450,000	650,000	25,000	2,494,000	4,928,603	4,327,565	02/27/15	09/05/17	09/05/18	Caltrans	Caltrans	Caltrans	Caltrans
1100020311	SHOPP	SD	805	SLOPE EROSION REPAIR	0.00	0.00	0.00	0.46	0.00	0.00	0.00	0.00	SHOPP	2012	No	No	No	Yes	50%	2,057,000	1,026,000	117,000	224,000	1,000	684,000	1,816,985	975,946	07/14/14	09/20/18	11/24/20	Caltrans	Caltrans	Caltrans	Caltrans
1100020325	SHOPP	SD	VAR	UPGRADE BRIDGE RAIL END TREATMENTS TYPE B	0.00	0.00	0.00	0.03	0.00	0.00	0.00	0.00	SHOPP	2014	No	No	No	No	59%	4,835,000	2,850,000	465,000	1,089,000	5,000	1,291,000	4,448,621	2,883,557	05/06/16	01/23/18	01/23/19	Caltrans	Caltrans	Caltrans	Caltrans
1100020352	STIP	IMP	078	REQUIRED LANDSCAPE MITIGATION.	0.00	0.00	0.00	0.03	0.00	0.00	0.00	0.00	STIP	2012	No	No	No	No	56%	1,424,000	791,000	0	200,000	0	591,000	1,304,166	1,222,223	09/30/14	03/15/18	06/10/20	Caltrans	Caltrans	Caltrans	Caltrans
1100020357	STIP	IMP	098	WIDEN HIGHWAY	0.00	0.00	0.07	0.71	0.00	0.00	0.00	0.00	STIP	2016	No	No	No	No	83%	8,323,000	6,923,000	2,380,000	1,800,000	1,069,000	1,674,000	5,802,770	5,888,968	01/11/17	02/26/18	04/15/20	Caltrans	Caltrans	Caltrans	Caltrans
1100020362	PARTNERSHIP	SD	005	CMGC- CONSTRUCT HOV LANES, REPLACE SAN ELIJO LAGOON BRIDGE, CONSTRUCT RETAINING WALLS	0.00	0.00	0.63	0.00	0.00	0.00	0.00	0.00	N/A	N/A	No	No	No	No	49%	233,740,000	115,582,000	0	69,896,000	13,486,000	32,200,000	0	0	01/13/17		09/08/23	Caltrans	Caltrans	Caltrans	Caltrans
1100020363	PARTNERSHIP	SD	005	MIDCOAST LIGHT RAIL TRANSIT PROJECT 100% OVERSIGHT - CONSTRUCT BLUE LINE TROLLEY EXTENSION BETWEEN OLD TOWN TRANSIT STATION AND UNIVERSITY TOWN CENTER ALONG INTERSTATE 5	0.00	0.04	0.10	2.42	0.00	0.04	0.00	1.67	N/A	N/A	No	No	No	No							0	8,517,832			03/15/24	San Diego Association of Governments (SANDAG)	San Diego Association of Governments (SANDAG)	San Diego Association of Governments (SANDAG)	San Diego Association of Governments (SANDAG)
1100020364	PARTNERSHIP PA	SD	056	CONSTRUCT HOV/GENERAL PURPOSE LANES	0.00	0.00	0.00	0.00	0.00	0.00	0.00	0.00	N/A	N/A	No	No	No	No							0	0	03/15/22	12/30/24	09/12/25	Caltrans	Caltrans	Caltrans	Caltrans
1100020372	PARTNERSHIP	SD	805	MITIGATION SITE PRESERVATION	0.00	0.00	0.20	0.33	0.00	0.00	0.00	0.00	N/A	N/A	No	No	No	No							35,833	362,997			01/14/19	Caltrans	Caltrans	Caltrans	San Diego Association of Governments (SANDAG)
1100020422	SHOPP	SD	VAR	UPGRADE BRIDGE RAIL END TREATMENTS	0.00	0.00	0.00	0.07	0.00	0.00	0.00	0.01	SHOPP	2014	No	No	No	No	83%	3,040,000	2,528,000	465,000	1,081,000	45,000	937,000	2,444,414	2,322,372	10/06/15	02/15/17	08/01/19	Caltrans	Caltrans	Caltrans	Caltrans
1100020440	PARTNERSHIP	SD	008	WIDEN EXIT RAMP	0.00	0.00	0.00	0.33	0.00	0.00	0.00	0.15	N/A	N/A	No	No	No	No							0	826,053	09/01/17	12/31/21	01/13/22	San Diego, City of	San Diego, City of	San Diego, City of	San Diego, City of

Attachment 1
COS Fiscal Year 2018-19 Project Workload File

EFIS ID	Project Type	CO	RTE	Work Description	DIST PAED	DIST PSE	DIST RW	DIST CON	DES PAED	DES PSE	DES RW	DES CON	Document	Document Year	PA&ED in 18/19	RTL in 18/19	RW Cert in 18/19	CCA in 18/19	Support To Capital %[2]	Total Capital Budget[1]	Total Support Budget[1]	Environmental Support Budget	Design Support Budget	Right of Way Support Budget	Construction Support Budget	Total Capital Expenditures	Total Support Expenditures	Estimated Construction Start Date[3]	Estimated Construction End Date[4]	Estimated Project End Date[5]	PAED Implementing Agency	PSE Implementing Agency	ROW Implementing Agency	CON Implementing Agency
1100020467	PARTNERSHIP	SD	056	MITIGATION SITE HABITAT RESTORATION	0.00	0.00	0.07	0.17	0.00	0.00	0.00	0.00	N/A	N/A	No	No	No	No							873,826	322,611			06/30/22	San Diego Association of Governments (SANDAG)	San Diego Association of Governments (SANDAG)	San Diego Association of Governments (SANDAG)	San Diego Association of Governments (SANDAG)
1100020480	SHOPP	SD	079	BRIDGE RAIL UPGRADES, REPLACEMENTS	0.00	0.00	0.00	0.00	0.00	0.00	0.00	0.00	SHOPP	2014	No	No	No	No	113%	1,556,000	1,760,000	0	1,090,000	2,000	668,000	1,471,793	1,784,086	12/17/15	02/16/17	08/31/18	Caltrans	Caltrans	Caltrans	Caltrans
1100020489	PARTNERSHIP	SD	076	CONSTRUCT 4 LANE HIGHWAY	0.00	0.00	0.28	0.68	0.00	0.00	0.00	0.08	STIP	2014	No	No	No	Yes	37%	99,359,000	36,974,000	0	12,724,000	5,750,000	18,500,000	94,289,732	35,465,476	08/19/14	07/10/18	07/31/19	Caltrans	Caltrans	Caltrans	Caltrans
1100020519	BOND TCIF	SD	905	CONSTRUCT SR 11 FREEWAY CONNECTION TO SR 905	0.00	0.00	0.00	1.01	0.00	0.00	0.00	0.00	STIP	2012	No	No	No	No	30%	85,795,000	25,713,000	4,154,000	7,300,000	2,100,000	12,159,000	74,009,692	25,353,711	10/22/13	11/30/16	07/11/19	Caltrans	Caltrans	Caltrans	Caltrans
1100020520	STIP	SD	011	CONSTRUCT NEW 4 LANE HIGHWAY AND CVEF	0.00	6.84	1.78	0.00	0.00	0.59	0.00	0.00	STIP	2016	No	Yes	Yes	No	23%	200,418,000	47,063,000	7,363,000	17,500,000	2,100,000	20,100,000	6,369,309	20,234,409	03/08/19	06/23/21	02/08/23	Caltrans	Caltrans	Caltrans	Caltrans
1100020521	STIP	SD	011	CONSTRUCT LAND PORT OF ENTRY	0.00	1.00	0.84	0.00	0.00	0.00	0.00	0.00	STIP	2016	No	Yes	No	No							0	7,383,985	12/13/18	12/23/19	06/02/20	Caltrans	Caltrans	San Diego Association of Governments (SANDAG)	San Diego Association of Governments (SANDAG)
1112000004	PARTNERSHIP	SD	005	CONSTRUCT OVERCROSSING AT GILMAN DRIVE	0.00	0.00	0.00	0.43	0.00	0.00	0.00	0.54	N/A	N/A	No	No	No	No							14,033	2,557,726	09/30/16	09/25/19	10/05/21	Various Agencies	San Diego Association of Governments (SANDAG)	San Diego Association of Governments (SANDAG)	San Diego Association of Governments (SANDAG)
1112000016	SHOPP	SD	008	PAVEMENT REHABILITATION	0.00	0.00	0.00	0.42	0.00	0.00	0.00	0.01	SHOPP	2014	No	No	No	No	52%	6,433,000	3,318,000	0	1,141,000	3,000	2,174,000	4,184,428	2,204,721	02/27/17	04/30/18	07/24/20	Caltrans	Caltrans	Caltrans	Caltrans
1112000017	SHOPP	SD	008	PAVEMENT REHABILITATION	0.00	0.00	0.00	6.38	0.00	0.00	0.00	0.43	SHOPP	2016	No	No	No	No	18%	35,419,000	6,342,000	836,000	2,091,000	52,000	3,363,000	0	2,837,121	11/28/17	03/27/20	03/21/22	Caltrans	Caltrans	Caltrans	Caltrans
1112000022	PARTNERSHIP	SD	005	I-5 LOMAS HWY PLANTING STAGE 2	0.00	0.00	0.00	0.07	0.00	0.00	0.00	0.00	N/A	N/A	No	No	No	No	95%	866,000	819,000	0	414,000	0	405,000	800,235	862,976	09/08/14	12/29/17	12/23/19	Caltrans	Caltrans	Caltrans	Caltrans
1112000028	PARTNERSHIP	SD	805	HWY PLANTING & LONG TERM PLANT ESTABLISHMENT FOR 27040	0.00	0.00	0.00	0.20	0.00	0.00	0.00	0.00	N/A	N/A	No	No	No	Yes	64%	1,654,000	1,064,000	0	584,000	0	480,000	1,055,553	929,318	07/13/15	01/16/19	01/27/20	Caltrans	Caltrans	Caltrans	Caltrans
1112000042	SHOPP	SD	094	UPGRADE BRIDGE RAILS AND BRIDGE APPROACH RAILS	0.00	0.00	0.00	0.13	0.00	0.00	0.00	0.03	SHOPP	2016	No	No	No	No	222%	1,149,000	2,548,000	371,000	1,081,000	2,000	1,094,000	400,299	1,791,997	04/06/17	03/02/18	05/29/20	Caltrans	Caltrans	Caltrans	Caltrans
1112000043	SHOPP	SD	008	REHAB SEWER/WATER SYSTEMS - ROAD SIDE REST AREA RESTORATION	0.00	0.79	0.00	0.00	0.00	0.34	0.00	0.00	SHOPP	2016	No	Yes	Yes	No	90%	3,315,000	2,983,000	698,000	1,251,000	0	1,034,000	0	1,600,796	11/07/19	10/19/21	10/19/23	Caltrans	Caltrans	Caltrans	Caltrans
1112000048	SHOPP	SD	054	ROADSIDE SAFETY IMPROVEMENTS	0.00	0.00	0.00	0.03	0.00	0.00	0.00	0.00	SHOPP	2014	No	No	No	No	107%	1,675,000	1,798,000	244,000	866,000	0	688,000	1,424,620	1,510,848	05/06/16	06/07/17	08/30/19	Caltrans	Caltrans	Caltrans	Caltrans
1112000049	SHOPP	SD	VAR	ROADSIDE SAFETY IMPROVEMENTS	0.00	0.00	0.00	0.02	0.00	0.00	0.00	0.00	SHOPP	2014	No	No	No	No	82%	2,054,000	1,683,000	349,000	721,000	0	613,000	1,647,244	1,640,964	08/15/16	12/04/17	03/11/20	Caltrans	Caltrans	Caltrans	Caltrans
1112000050	SHOPP	SD	078	ROADSIDE SAFETY IMPROVEMENTS	0.00	0.00	0.00	0.13	0.00	0.00	0.00	0.00	SHOPP	2014	No	No	No	No	80%	2,104,000	1,675,000	243,000	680,000	0	752,000	1,775,528	1,623,605	08/11/16	11/08/17	01/24/20	Caltrans	Caltrans	Caltrans	Caltrans
1112000070	SHOPP	SD	075	PAINT STEEL SURFACES AND BUILD TRAVELER SYSTEMS	0.00	0.00	0.00	0.83	0.00	0.00	0.00	2.30	SHOPP	2014	No	No	No	No	26%	20,615,000	5,361,000	368,000	691,000	2,000	4,300,000	16,288,557	3,668,022	09/14/15	12/31/18	12/31/20	Caltrans	Caltrans	Caltrans	Caltrans
1112000071	SHOPP	SD	075	BRIDGE REHABILITATION - SUBSTRUCTUR REHAB	0.82	0.13	0.00	0.00	0.52	0.16	0.00	0.00	N/A	N/A	Yes	No	No	No							0	1,832,272	10/21/20	06/20/22	12/18/23	Caltrans	Caltrans	Caltrans	Caltrans
1112000090	SHOPP	SD	076	PLANT ESTABLISHMENT EA	0.00	0.00	0.00	0.07	0.00	0.00	0.00	0.00	N/A	N/A	No	No	No	No	55%	3,073,000	1,685,000	0	628,000	15,000	1,042,000	2,085,395	1,191,837	11/06/14	04/26/18	07/30/20	Caltrans	Caltrans	Caltrans	Caltrans
1112000095	STIP	IMP	008	RECONSTRUCT I-8/ IMPERIAL AVENUE INTERCHANGE	0.00	3.55	0.13	0.00	0.00	0.94	0.00	0.00	STIP	2016	No	No	No	No	38%	28,372,000	10,878,000	0	3,289,000	1,589,000	6,000,000	5,730	3,100,713	03/05/20	02/15/23	06/12/24	Caltrans	Caltrans	Caltrans	Caltrans
1112000102	BOND SLPP	SD	005	REPLACE BRIDGE, RECONSTRUCT INTERCHANGE, SIGNAL INTERSECTION ADD AUX LANES AND BIKE FACILITY	0.00	0.00	0.22	1.95	0.00	0.00	0.00	0.34	STIP	2012	No	No	No	Yes							55,383,008	27,719,918	01/12/15	04/10/19	07/30/21	San Diego, City of	Caltrans	Caltrans	Caltrans
1112000131	PARTNERSHIP	SD	015	HOV CONNECTORS	5.30	0.24	0.00	0.00	1.50	0.00	0.00	0.00	N/A	N/A	No	No	No	No							0	0			02/10/28	Caltrans	Caltrans	Caltrans	Caltrans
1112000137	SHOPP	SD	805	ROADSIDE SAFETY IMPROVEMENT	0.00	0.00	0.00	0.89	0.00	0.00	0.00	0.15	SHOPP	2016	No	No	No	Yes	89%	2,806,000	2,493,000	315,000	1,234,000	14,000	930,000	0	1,477,080	08/15/17	12/10/18	02/16/21	Caltrans	Caltrans	Caltrans	Caltrans
1112000138	SHOPP	SD	005	ROADSIDE SAFETY IMPROVEMENTS	0.00	0.00	0.00	0.84	0.00	0.00	0.00	0.03	SHOPP	2016	No	No	No	Yes	96%	2,999,000	2,876,000	425,000	1,321,000	25,000	1,105,000	408,996	1,960,560	05/30/17	10/10/18	12/10/20	Caltrans	Caltrans	Caltrans	Caltrans
1112000140	SHOPP	SD	094	RELOCATE APPURTENANCES; ADD SLOPE/ GORE PAVING, MVP, GATES/FENCING.	0.00	0.05	0.00	2.77	0.00	0.05	0.00	0.03	SHOPP	2016	No	No	No	No	90%	3,808,000	3,442,000	775,000	1,333,000	40,000	1,294,000	0	1,655,049	08/03/18	05/17/21	05/13/22	Caltrans	Caltrans	Caltrans	Caltrans
1112000141	SHOPP	SD	805	CONSTRUCT MAINTENANCE VEHICLE PULLOUTS (MVP), PAVING, CONSTRUCT CONCRETE BARRIER AND OTHER MEASURES	0.00	0.00	0.00	2.79	0.00	0.00	0.00	0.00	SHOPP	2016	No	No	No	Yes	70%	3,441,000	2,421,000	425,000	1,096,000	27,000	873,000	0	1,452,644	02/08/18	02/15/19	02/14/20	Caltrans	Caltrans	Caltrans	Caltrans
1112000143	SHOPP PA	SD	125	ROADSIDE SAFETY IMPROVEMENTS.	2.10	0.08	0.00	0.00	0.00	0.00	0.00	0.00	N/A	N/A	Yes	No	No	No							0	0	05/17/21	05/27/22	05/30/23	Caltrans	Caltrans	Caltrans	Caltrans
1112000144	SHOPP PA	SD	805	RELOCATE APPURTENANCES; ADD SLOPE/GORE PAVING;MVP; GATES/FENCING	1.46	0.03	0.00	0.00	0.00	0.00	0.00	0.00	N/A	N/A	Yes	No	No	No							0	0	01/10/22	01/03/24	01/03/24	Caltrans	Caltrans	Caltrans	Caltrans
1112000145	SHOPP PA	SD	008	RELOCATE APPURTENANCES; ADD CONCRETE BARRIER/END TREATMENT, SLOPE/GORE NARROW AREA PAVING	0.69	2.18	0.00	0.00	0.00	0.00	0.00	0.00	N/A	N/A	Yes	No	No	No							0	0	07/13/21	01/04/23	07/05/23	Caltrans	Caltrans	Caltrans	Caltrans
1112000155	SHOPP PA	SD	052	WORKER SAFETY FEATURES SUCH AS VEHICLE MAINTENANCE PULLOUTS, GORE AND SLOPE PAVING.	1.52	0.00	0.00	0.00	0.00	0.00	0.00	0.00	N/A	N/A	No	No	No	No							0	0	07/30/21	02/28/22	05/30/22	Caltrans	Caltrans	Caltrans	Caltrans
1112000160	SHOPP PA	SD	094	ROADSIDE WORKER SAFETY	1.29	0.00	0.00	0.00	0.00	0.00	0.00	0.00	N/A	N/A	No	No	No	No							0	0	06/25/21	07/08/22	10/19/23	Caltrans	Caltrans	Caltrans	Caltrans
1112000191	SHOPP	SD	067	DRAINAGE IMPROVEMENTS AND HIGH FRICTION SURFACE TREATMENT	0.00	0.00	0.00	0.01	0.00	0.00	0.00	0.00	SHOPP	2014	No	No	No	No	65%	2,940,000	1,920,000	476,000	850,000	9,000	585,000	2,825,093	1,943,364	03/22/16	01/10/17	03/05/19	Caltrans	Caltrans	Caltrans	Caltrans
1112000193	SHOPP	SD	008	SAFETY IMPROVEMENT WESTBOUND I-8	0.00	0.00	0.11	6.36	0.00	0.00	0.00	1.04	SHOPP	2016	No	No	No	No	78%	10.996.000	8.531.000	895.000	4.100.000	301.000	3.235.000	38,116	4.924.004	11/28/17	03/30/20	03/30/22	Caltrans	Caltrans	Caltrans	Caltrans
1112000206	SHOPP	SD	067	WIDEN INTERSECTION, ADD LANES AND SHOULDERS, NEW TRAFFIC SIGNALS, AND DRAINAGE.	0.00	0.00	0.12	0.15	0.00	0.00	0.00	0.00	SHOPP	2014	No	No	No	Yes	115%	5,808,000	6,689,000	518,000	1,746,000	2,256,000	2,169,000	4,970,232	5,806,422	03/17/16	08/07/18	08/07/19	Caltrans	Caltrans	Caltrans	Caltrans
1112000216	PARTNERSHIP	SD	805	OUTSIDE WIDENING	0.00	0.00	0.00	0.01	0.00	0.00	0.00	0.00	N/A	N/A	No	No	No	No	65%	6,577,000	4,268,000	0	1,791,000	21,000	2,456,000	5,658,314	4,097,079	08/27/14	06/14/17	08/06/19	Caltrans	Caltrans	Caltrans	Caltrans
1112000217	PARTNERSHIP	SD	805	I-805 SOUTH SOUND WALLS (UNIT 1)	0.00	0.00	0.12	5.44	0.00	0.00	0.00	2.64	N/A	N/A	No	No	No	No	59%	29,685,000	17,441,000	0	13,461,000	1,202,000	2,778,000	922,737	14,348,134	05/11/18	11/02/20	01/02/23	Caltrans	Caltrans	Caltrans	Caltrans
1113000002	SHOPP	SD	005	REPLACE AND UPGRADE TMS FIELD ELEMENTS.	0.00	0.00	0.00	0.03	0.00	0.00	0.00	0.00	SHOPP	2014	No	No	No	No	51%	3,752,000	1,906,000	160,000	744,000	2,000	1,000,000	2,952,423	2,007,854	02/03/16	10/09/17	12/27/19	Caltrans	Caltrans	Caltrans	Caltrans
1113000008	SHOPP	SD	078	INSTALL LIGHTING SYSTEMS, BARRIER DELINEATION & UPGRADES, AND STRIPING	0.00	0.00	0.00	0.21	0.00	0.00	0.00	0.00	SHOPP	2014	No	No	No	No	61%	5,663,000	3,465,000	456,000	1,041,000	11,000	1,957,000	3,552,162	2,683,539	12/09/16	12/29/17	05/08/20	Caltrans	Caltrans	Caltrans	Caltrans
1113000013	SHOPP	SD	008	ENHANCE STRIPING AND UPGRADE BRIDGE END TREATMENTS	0.00	0.00	0.00	0.00	0.00	0.00	0.00	0.00	SHOPP	2014	No	No	No	No	88%	1,900,000	1,680,000	407,000	672,000	12,000	589,000	1,548,861	1,647,602	10/20/15	10/24/16	01/23/19	Caltrans	Caltrans	Caltrans	Caltrans
1113000018	SHOPP	SD	163	ENHANCE STRIPING, LIGHTING, UPGRADE BRIDGE ENDTREATMENTS, HIGH FRICTION SURFACE TREATMENT	0.00	0.00	0.00	0.77	0.00	0.00	0.00	0.09	SHOPP	2016	No	No	No	No	40%	7,861,000	3,162,000	693,000	1,041,000	167,000	1,261,000	38,810	1,731,151	01/29/18	07/12/19	07/28/20	Caltrans	Caltrans	Caltrans	Caltrans
1113000035	PARTNERSHIP	SD	805	LANDSCAPE MITIGATION	0.00	0.00	0.00	0.33	0.00	0.00	0.00	0.00	N/A	N/A	No	No	No	No	76%	1,272,000	962,000	0	319,000	0	643,000	737,571	757,871	01/09/15	10/16/20	12/05/22	Caltrans	Caltrans	Caltrans	Caltrans
1113000036	SHOPP	IMP	008	PAVEMENT REHABILITATION.	0.00	0.00	0.00	0.65	0.00	0.00	0.00	0.01	SHOPP	2014	No	No	No	No	21%	55,864,000	11,523,000	763,000	2,125,000	2,000	8,633,000	53,211,241	9,913,061	01/04/16	12/12/17	04/15/20	Caltrans	Caltrans	Caltrans	Caltrans
1113000038	SHOPP	SD	008	PAVEMENT REHABILITATION	0.00	0.00	0.00	0.49	0.00	0.00	0.00	0.00	SHOPP	2014	No	No	No	No	40%	12,622,000	5,024,000	0	2,021,000	2,000	3,001,000	10,415,655	4,540,834	07/15/16	01/31/18	04/15/20	Caltrans	Caltrans	Caltrans	Caltrans
1113000044	SHOPP	SD	052	STORMWATER MITIGATION - MEDIAN EROSION REPAIR	0.00	0.00	0.00	2.17	0.00	0.00	0.00	0.00	SHOPP	2016	No	No	No	Yes	68%	2,751,000	1,877,000	246,000	778,000	11,000	842,000	0	819,264	05/30/18	01/17/19	07/21/20	Caltrans	Caltrans	Caltrans	Caltrans
1113000045	SHOPP	SD	125	STORMWATER MITIGATION - MEDIAN EROSION REPAIR	0.00	0.00	0.00	1.51	0.00	0.00	0.00	0.03	SHOPP	2016	No	No	No	No	67%	3,170,000	2,116,000	281,000	904,000	12,000	919,000	0	1,125,352	08/29/17	12/31/19	04/05/22	Caltrans	Caltrans	Caltrans	Caltrans
1113000046	SHOPP	VAR	005	REPLACE AND UPGRADE TMS FIELD ELEMENTS.	0.00	0.00	0.00	0.08	0.00	0.00	0.00	0.00	SHOPP	2014	No	No	No	No	69%	2,623,000	1,812,000	169,000	750,000	2,000	891,000	2,043,325	1,836,639	03/03/16	09/14/17	12/30/19	Caltrans	Caltrans	Caltrans	Caltrans
1113000048	PARTNERSHIP	SD	125	INSTALL BRT LANES AND STATIONS IN THE CITY OF CHULA VISTA, 125 NEW BRIDGE, INSTALL SIGNAL	0.00	0.00	0.00	0.51	0.00	0.00	0.00	0.12	N/A	N/A	No	No	No	No							0	1,224,650	08/15/16	07/01/19	07/01/20	San Diego Association of Governments (SANDAG)	San Diego Association of Governments (SANDAG)	San Diego Association of Governments (SANDAG)	San Diego Association of Governments (SANDAG)
1113000054	STIP	IMP	008	LANDSCAPE MITIGATION	0.00	0.00	0.00	0.57	0.00	0.00	0.00	0.00	STIP	2014	No	No	No	No	108%	1,636,000	1,770,000	0	865,000	9,000	896,000	1,345,465	1,332,506	09/07/16	09/30/20	12/20/22	Caltrans	Caltrans	Caltrans	Caltrans
1113000062	PARTNERSHIP	SD	076	SR-76 EAST PLANT ESTABLISHMENT	0.00	0.09	0.00	1.17	0.00	0.00	0.00	0.00	N/A	N/A	No	No	No	No	74%	2,500,000	1,857,000	0	666,000	0	1,191,000	0	457,382	07/30/18	08/19/21	04/07/23	Caltrans	Caltrans	Caltrans	Caltrans
1113000090	SHOPP	SD	094	REALIGN ROADWAY, CURVE IMPROVEMENT, AND SHOULDER WIDENING	0.00	0.25	0.33	4.04	0.00	0.14	0.00	0.07	SHOPP	2016	No	No	No	No	81%	4,347,000	3,529,000	0	2,123,000	350,000	1,056,000	2,000	1,306,987	12/17/18	08/16/19	10/15/21	Caltrans	Caltrans	Caltrans	Caltrans
1113000115	SHOPP	SD	VAR	LANDSCAPE MITIGATION.	0.00	0.00	0.00	0.43	0.00	0.00	0.00	0.01	SHOPP	2014	No	No	No	No	105%	1,050,000	1,101,000	0	570,000	14,000	517,000	693,282	772,309	11/12/15	11/22/19	02/16/22	Caltrans	Caltrans	Caltrans	Caltrans
1113000121	SHOPP	SD	163	HIGH FRICTION SURFACE TREATMENT, IMPROVE DRAINAGE, DELINEATION	0.00	0.00	0.00	0.17	0.00	0.00	0.00	0.00	SHOPP	2014	No	No	No	No	90%	1,682,000	1,509,000	0	827,000	3,000	679,000	1,402,965	1,512,402	11/28/16	12/20/17	03/20/19	Caltrans	Caltrans	Caltrans	Caltrans
1113000167	BOND TCIF	SD	905	CONSTRUCT NORTH BOUND CONNECTORS TO SR 125 FROM SR 905 AND SR 11	0.00	0.00	0.00	0.02	0.00	0.00	0.00	0.00	STIP	2014	No	No	No	No	50%	12,687,000	6,363,000	0	2,626,000	300,000	3,437,000	12,331,937	5,908,373	08/19/15	03/10/17	07/06/18	Caltrans	Caltrans	Caltrans	Caltrans
1114000006	SHOPP	IMP	008	PAVEMENT REHABILITATION	0.00	0.00	0.00	0.81	0.00	0.00	0.00	0.06	SHOPP	2014	No	No	No	No	28%	38,549,000	10,686,000	741,000	2,371,000	7,000	7,567,000	35,573,704	7,533,599	01/14/16	10/31/17	02/01/19	Caltrans	Caltrans	Caltrans	Caltrans
1114000023	SHOPP	SD	094	UPGRADE BRIDGE RAILS	0.00	0.00	0.02	2.15	0.00	0.00	0.00	0.50	SHOPP	2016	No	No	No	Yes	107%	3,116,000	3,339,000	433,000	1,699,000	46,000	1,161,000	0	2,086,256	11/10/17	11/27/18	10/11/19	Caltrans	Caltrans	Caltrans	Caltrans
1114000024	SHOPP	SD	079	UPGRADE BRIDGE RAILS	0.00	0.00	0.00	0.78	0.00	0.00	0.00	0.23	SHOPP	2016	No	No	No	Yes	133%	1,899,000	2,522,000	347,000	1,557,000	0	618,000	0	1,817,310	02/08/18	09/24/19	09/24/19	Caltrans	Caltrans	Caltrans	Caltrans
1114000027	SHOPP	SD	078	STORMWATER MITIGATION - SLOPE EROSION REPAIR	0.00	1.87	0.33	0.00	0.00	0.18	0.00	0.00	SHOPP	2016	No	Yes	Yes	No	56%	3,667,000	2,063,000	378,000	651,000	50,000	984,000	0	141,335	09/25/19	07/31/23	05/06/24	Caltrans	Caltrans	Caltrans	Caltrans
1114000028	SHOPP	SD	005	ENHANCEMENTS TO DETENTION BASIN AND BIOINFILTRATION TREATMENT DEVICE	0.10	1.48	0.00	0.00	0.00	0.00	0.00	0.00	SHOPP	2016	Yes	No	No	No	81%	1,875,000	1,527,000	299,000	526,000	0	702,000	0	59,552	02/14/20	08/04/23	09/30/25	Caltrans	Caltrans	Caltrans	Caltrans
1114000045	SHOPP	SD	005	INSTALL NORTHBOUND RAMP METERS AND WIDEN RAMPS FOR HOV AT 8 LOCATIONS.	0.00	0.00	0.00	0.49	0.00	0.00	0.00	0.02	SHOPP	2014	No	No	No	Yes	45%	10,410,000	4,703,000	800,000	1,630,000	33,000	2,240,000	6,498,412	4,742,466	12/21/16	05/17/19	07/28/22	Caltrans	Caltrans	Caltrans	Caltrans
1114000046	SHOPP	SD	008	EXTEND FO COMMUNICATIONS; INSTALL CCTV CAMERAS, CMS AND MVPS; ADD LDS AND VDS.	0.00	0.00	0.00	0.51	0.00	0.00	0.00	0.00	SHOPP	2014	No	No	No	No	65%	6,257,000	4,080,000	750,000	1,220,000	10,000	2,100,000	3,840,372	3,160,893	10/13/16	03/26/18	07/10/20	Caltrans	Caltrans	Caltrans	Caltrans
1114000049	PARTNERSHIP	SD	056	CONSTRUCT 2-LANE OC AT TORREY MEADOWS DR	0.00	0.05	0.00	1.14	0.00	0.07	0.00	0.48	N/A	N/A	No	Yes	Yes	No							0	478,188	01/08/19	04/03/23	12/13/23	San Diego, City of	San Diego, City of	San Diego, City of	San Diego, City of
1114000054	SHOPP	SD	125	CONSTRUCT OUTER SEPARATION BARRIER.	0.00	0.03	0.00	1.75	0.00	0.12	0.00	0.02	SHOPP	2016	No	No	No	Yes	66%	1,604,000	1,063,000	0	569,000	0	494,000	0	231,773	11/13/18	05/23/19	07/23/21	Caltrans	Caltrans	Caltrans	Caltrans
1114000056	SHOPP	SD	005	CONSTRUCT TRANSITION RAMPS.	0.44	5.43	0.21	0.00	0.00	0.24	0.00	0.00	SHOPP	2016	Yes	No	No	No	176%	2,876,000	5,065,000	881,000	2,425,000	101,000	1,658,000	0	0	08/28/20	12/20/21	05/24/22	Caltrans	Caltrans	Caltrans	Caltrans

Attachment 1
COS Fiscal Year 2018-19 Project Workload File

EFIS ID	Project Type	CO	RTE	Work Description	DIST PAED	DIST PSE	DIST RW	DIST CON	DES PAED	DES PSE	DES RW	DES CON	Document	Document Year	PA&ED in 18/19	RTL in 18/19	RW Cert in 18/19	CCA in 18/19	Support To Capital %[2]	Total Capital Budget[1]	Total Support Budget[1]	Environmental Support Budget	Design Support Budget	Right of Way Support Budget	Construction Support Budget	Total Capital Expenditures	Total Support Expenditures	Estimated Construction Start Date[3]	Estimated Construction End Date[4]	Estimated Project End Date[5]	PAED Implementing Agency	PSE Implementing Agency	ROW Implementing Agency	CON Implementing Agency
1114000057	PARTNERSHIP	SD	005	MITIGATION SITE PRESERVATION	0.00	0.00	0.00	0.06	0.00	0.00	0.00	0.00	N/A	N/A	No	No	No	No								33,310	228,889			12/31/19	San Diego Association of Governments (SANDAG)	San Diego Association of Governments (SANDAG)	Caltrans	San Diego Association of Governments (SANDAG)
1114000058	PARTNERSHIP	SD	005	CMGC - PROJECT AND CONTRACT MANAGEMENT FOR THE I-5 NORTH COAST CORRIDOR PHASE 1 CMGC PROCUREMENT	0.00	9.89	0.00	0.00	0.00	0.00	0.00	0.00	STIP	2016	No	No	No	No								10,517,163	77,567,018			09/29/23	Caltrans	Caltrans	Caltrans	Caltrans
1114000059	PARTNERSHIP	SD	005	CMGC - CONSTRUCT HOV LANES AND REPLACE BATIQUITOS LAGOON BRIDGE AS PART OF I-5 NCC PHASE 1 CMGC	0.00	2.27	0.42	0.00	0.00	0.23	0.00	0.00	N/A	N/A	No	Yes	Yes	No								5,310	15,347,194	09/14/18	07/09/21	01/26/23	Caltrans	Caltrans	Caltrans	Caltrans
1114000060	PARTNERSHIP	SD	005	CMGC - CONSTRUCT HOV LANES FROM PALOMAR TO SR78 AS PART OF I-5 CMGC	0.00	14.05	0.55	0.00	0.00	0.71	0.00	0.00	N/A	N/A	No	No	No	No								0	312,579	02/14/20	07/19/23	08/09/23	Caltrans	Caltrans	Caltrans	Caltrans
1114000063	SHOPP	SD	078	CULVERT REHABILITATION	0.00	3.54	1.99	0.00	0.00	0.60	0.00	0.00	SHOPP	2016	Yes	Yes	Yes	No	90%	3,129,000	2,830,000	706,000	988,000	418,000	718,000	0	295,841	10/18/19	11/23/20	01/13/23	Caltrans	Caltrans	Caltrans	Caltrans
1114000067	PARTNERSHIP	SD	094	ROADWAY WIDENING AND INSTALL TURN POCKETS	0.00	0.00	0.04	0.23	0.00	0.00	0.00	0.01	N/A	N/A	No	No	No	Yes								0	1,193,439		02/01/19	05/05/25	Jamul Indian Village	Jamul Indian Village	Jamul Indian Village	Jamul Indian Village
1114000074	SHOPP	SD	005	CONSTRUCT A 1/2 MILE AUXILIARY LANE SB	0.00	0.56	0.04	0.09	0.00	0.01	0.00	0.00	SHOPP	2016	No	Yes	Yes	No								0	787,025	01/31/19	01/28/22	05/19/25	Caltrans	San Diego Association of Governments (SANDAG)	San Diego Association of Governments (SANDAG)	San Diego Association of Governments (SANDAG)
1114000077	PARTNERSHIP	SD	163	CONSTRUCT HAZARD CENTER DRIVE.	0.00	0.00	0.00	0.19	0.00	0.00	0.00	0.52	N/A	N/A	No	No	No	No								0	395,815	01/10/18	04/06/20	04/05/21	San Diego, City of	San Diego, City of	San Diego, City of	San Diego, City of
1114000093	PARTNERSHIP	SD	015	INTERCHANGE IMPROVEMENTS.	1.08	0.00	0.00	0.00	0.03	0.00	0.00	0.00	N/A	N/A	No	No	No	No								0	0			12/28/20	Caltrans	Caltrans	Caltrans	Caltrans
1114000112	SHOPP	IMP	008	PAVEMENT REHABILITATION	0.00	0.00	0.00	0.82	0.00	0.00	0.00	0.00	SHOPP	2014	No	No	No	No	27%	52,373,000	14,083,000	833,000	2,725,000	5,000	10,520,000	50,466,949	11,485,369	01/07/16	12/12/17	05/18/20	Caltrans	Caltrans	Caltrans	Caltrans
1114000115	SHOPP PA	SD	005	ROADSIDE REHABILITATION FOR WATER CONSERVATION AND LONG TERM SUSTAINABILITY.	1.50	0.00	0.00	0.00	0.00	0.00	0.00	0.00	N/A	N/A	No	No	No	No								0	0	01/15/21	08/22/24	02/26/25	Caltrans	Caltrans	Caltrans	Caltrans
1114000118	SHOPP	SD	008	ROADSIDE SAFETY IMPROVEMENTS	0.00	5.88	0.02	0.00	0.00	0.03	0.00	0.00	SHOPP	2016	No	Yes	Yes	No	70%	5,212,000	3,660,000	720,000	2,167,000	3,000	770,000	0	0	10/18/19	10/03/22	06/21/23	Caltrans	Caltrans	Caltrans	Caltrans
1114000125	SHOPP	SD	008	OVERHEAD SIGN REPLACEMENT NORTH CONTRACT	0.00	0.00	0.00	1.23	0.00	0.00	0.00	1.39	SHOPP	2016	No	No	No	No	33%	10,329,000	3,373,000	720,000	1,667,000	0	986,000	0	2,293,060	01/18/18	07/29/19	07/27/21	Caltrans	Caltrans	Caltrans	Caltrans
1114000126	SHOPP	SD	005	OVERHEAD SIGN REPLACEMENT SOUTH CONTRACT	0.00	0.00	0.00	1.19	0.00	0.00	0.00	0.52	SHOPP	2016	No	No	No	Yes	38%	8,472,000	3,252,000	721,000	1,545,000	0	986,000	0	2,205,496	08/09/17	10/10/18	07/31/19	Caltrans	Caltrans	Caltrans	Caltrans
1114000129	PARTNERSHIP	SD	094	WIDENING AND LANE RECONFIGURATION.	0.00	0.03	0.00	0.12	0.00	0.00	0.00	0.00	N/A	N/A	No	No	No	No								0	119,788	07/27/18	08/17/20	05/04/21	Jamul Indian Village	Jamul Indian Village	Jamul Indian Village	Jamul Indian Village
1114000130	PARTNERSHIP	SD	094	WIDENING.	0.00	0.01	0.00	0.34	0.00	0.00	0.00	0.01	N/A	N/A	No	No	No	No								0	28,053	12/14/18	09/25/19	06/11/20	Jamul Indian Village	Jamul Indian Village	Jamul Indian Village	Jamul Indian Village
1114000131	PARTNERSHIP	SD	094	INSTALL TRAFFIC SIGNAL AT LYONS VALLEY RD INTERSECTION, AND WIDEN SR-94/CAMPO RD AT MAXFIELD RD.	0.00	0.00	0.00	0.46	0.00	0.00	0.00	0.02	N/A	N/A	No	No	No	No								0	182,053	04/10/18	01/28/21	10/08/21	Jamul Indian Village	Jamul Indian Village	Jamul Indian Village	Jamul Indian Village
1115000026	SHOPP	SD	052	CONSTRUCT RUMBLE STRIPS, ENHANCE PAVEMENT DELINEATION, AND CONSTRUCT CONCRETE BARRIER.	0.00	1.50	0.00	0.00	0.00	0.34	0.00	0.00	SHOPP	2016	No	No	No	No	68%	4,121,000	2,810,000	478,000	1,015,000	0	1,317,000	0	112,730	06/17/20	05/14/21	05/16/23	Caltrans	Caltrans	Caltrans	Caltrans
1115000034	SHOPP PA	SD	075	RELINQUISH ROUTE TO LOCAL AGENCY	0.00	1.18	0.00	0.82	0.00	0.00	0.00	0.00	N/A	N/A	No	Yes	Yes	No								0	0	04/15/19	12/18/19	04/15/20	Caltrans	Caltrans	Caltrans	Caltrans
1115000036	SHOPP	SD	052	PAVEMENT REHABILITATION	0.00	0.31	0.00	5.01	0.00	0.19	0.00	0.18	SHOPP	2016	No	No	No	No	22%	15,248,000	3,321,000	0	1,235,000	0	2,086,000	0	415,132	11/01/18	01/03/20	07/23/20	Caltrans	Caltrans	Caltrans	Caltrans
1115000038	SHOPP	SD	805	PAVEMENT REHABILITATION	0.00	0.10	0.00	5.25	0.00	0.14	0.00	0.36	SHOPP	2016	No	No	No	No	32%	8,210,000	2,659,000	0	1,357,000	0	1,302,000	0	514,634	09/07/18	07/05/19	06/05/20	Caltrans	Caltrans	Caltrans	Caltrans
1115000041	SHOPP	SD	094	PAVEMENT REHABILITATION	0.00	2.24	0.00	0.00	0.00	0.02	0.00	0.00	SHOPP	2016	No	No	No	No	29%	11,471,000	3,376,000	577,000	1,252,000	10,000	1,537,000	0	240,620	07/16/20	03/02/21	05/21/23	Caltrans	Caltrans	Caltrans	Caltrans
1115000042	SHOPP	SD	078	PAVEMENT REHABILITATION	0.29	6.82	5.26	0.00	0.00	0.30	0.00	0.00	SHOPP	2016	Yes	No	No	No	43%	20,867,000	9,009,000	1,408,000	2,790,000	2,168,000	2,643,000	0	0	09/23/20	07/22/22	03/14/23	Caltrans	Caltrans	Caltrans	Caltrans
1115000047	SHOPP	SD	005	CONSTRUCT AUXILIARY LANE (N/B)	0.00	0.62	0.01	0.98	0.00	0.11	0.00	0.03	SHOPP	2016	No	No	No	No	55%	6,546,000	3,596,000	641,000	1,200,000	125,000	1,630,000	0	1,171,983	03/06/19	05/03/21	03/30/23	Caltrans	Caltrans	Caltrans	Caltrans
1115000052	SHOPP	IMP	078	CULVERT REHABILITATION	0.06	1.18	0.00	0.00	0.00	0.00	0.00	0.00	SHOPP	2016	Yes	No	No	No	118%	687,000	814,000	204,000	409,000	0	201,000	0	0	04/27/20	09/16/20	03/23/21	Caltrans	Caltrans	Caltrans	Caltrans
1115000053	SHOPP	IMP	115	CULVERT REHABILITATION	0.01	1.16	0.00	0.00	0.00	0.01	0.00	0.00	SHOPP	2016	Yes	No	Yes	No	180%	417,000	751,000	190,000	371,000	0	190,000	0	0	03/06/20	06/09/20	12/07/20	Caltrans	Caltrans	Caltrans	Caltrans
1115000057	SHOPP	SD	VAR	REPLACE EXISTING CMS PANELS WITH AVMS PANELS.	0.00	1.96	0.00	0.00	0.00	0.08	0.00	0.00	SHOPP	2016	No	No	No	No	33%	4,401,000	1,471,000	0	585,000	0	886,000	0	0	09/04/20	11/30/20	11/30/21	Caltrans	Caltrans	Caltrans	Caltrans
1115000060	SHOPP	SD	VAR	REPLACE EXISTING PANELS ON CHANGEABLE MESSAGE SIGNS (CMS) AND CONVERT THEM TO ADVANCED VARIABLE MESSAGE SIGNS (AVMS) AT 25 LOCATIONS.	0.00	0.27	0.00	1.41	0.00	0.00	0.00	0.49	SHOPP	2016	No	No	No	No	46%	4,586,000	2,118,000	389,000	843,000	0	886,000	0	381,366	02/13/19	12/02/21	03/14/22	Caltrans	Caltrans	Caltrans	Caltrans
1115000068	PARTNERSHIP	SD	905	CONSTRUCT SOUTHBOUND CONNECTORS FROM ROUTE 125 TO EB ROUTE 905 AND FROM ROUTE 125 TO EB ROUTE 11	0.00	0.00	0.00	12.23	0.00	0.00	0.00	6.52	SHOPP	2016	No	No	No	No	38%	49,797,000	19,150,000	0	7,385,000	65,000	11,700,000	50,000	5,852,320	10/01/18	06/30/21	11/25/24	Caltrans	Caltrans	Caltrans	Caltrans
1115000077	PARTNERSHIP	SD	011	RESTORE ENVIRONMENTAL MITIGATION PARCELS. APN'S: 64603014, 64603008, 64603010; AND 64603029	0.00	0.00	0.09	0.20	0.00	0.00	0.00	0.00	N/A	N/A	No	No	No	No	58%	1,289,000	750,000	0	64,000	102,000	584,000	722,882	329,714			01/03/23	Caltrans	Caltrans	Caltrans	Caltrans
1115000083	SHOPP	SD	052	CONSTRUCT MEDIAN BARRIER	0.00	0.10	0.00	0.14	0.00	0.00	0.00	0.00	SHOPP	2016	No	No	No	No	55%	2,310,000	1,266,000	0	742,000	0	524,000	0	0	06/20/19	12/12/19	12/16/21	Caltrans	Caltrans	Caltrans	Caltrans
1115000099	SHOPP	SD	VAR	APPLY METHACRYLATE TO DECKS, REPLACE JOINT SEALS, REMOVE UNSOUND CONCRETE AND REPLACE APPROACH SLABS	0.00	0.00	0.00	0.08	0.00	0.00	0.00	0.01	SHOPP	2016	No	No	No	No	48%	3,000,000	1,430,000	0	751,000	0	679,000	0	655,659	08/18/17	04/20/18	07/20/20	Caltrans	Caltrans	Caltrans	Caltrans
1115000115	SHOPP	SD	005	Underground Storage Tank and Superfund Monitoring.	1.01	0.00	0.00	0.00	0.00	0.00	0.00	0.00	N/A	N/A	No	No	No	No								0	494,203		04/02/29	08/21/30	Caltrans	Caltrans	Caltrans	Caltrans
1115000118	PARTNERSHIP	SD	005	MITIGATION SITE RESTORATION & PRESERVATION	0.00	0.00	0.05	0.23	0.00	0.00	0.00	0.00	N/A	N/A	No	No	No	No	66%	1,062,000	701,000	74,000	189,000	87,000	351,000	0	41,633			09/08/25	Caltrans	Caltrans	Caltrans	Caltrans
1115000126	SHOPP	SD	VAR	BRIDGE DECK METHACRYLATE AND JOINT SEALS	0.00	0.00	0.00	0.25	0.00	0.00	0.00	0.31	SHOPP	2016	No	No	No	No	68%	2,008,000	1,365,000	0	715,000	0	650,000	0	703,933	08/24/17	09/25/18	11/27/20	Caltrans	Caltrans	Caltrans	Caltrans
1115000132	SHOPP	SD	008	ROADSIDE SAFETY IMPROVEMENTS.	0.00	4.74	0.01	0.00	0.00	0.15	0.00	0.00	SHOPP	2016	No	Yes	Yes	No	69%	3,281,000	2,273,000	467,000	1,330,000	2,000	474,000	0	198,999	09/04/19	01/28/21	10/08/21	Caltrans	Caltrans	Caltrans	Caltrans
1115000133	SHOPP	SD	008	ROADSIDE SAFETY IMPROVEMENTS.	0.16	4.22	0.41	0.00	0.00	0.01	0.00	0.00	SHOPP	2016	Yes	No	No	No	69%	4,962,000	3,436,000	683,000	2,029,000	3,000	721,000	0	0	07/17/20	09/26/22	11/20/24	Caltrans	Caltrans	Caltrans	Caltrans
1115000134	SHOPP	SD	008	ROADSIDE SAFETY IMPROVEMENTS.	0.00	5.17	0.03	0.00	0.00	0.11	0.00	0.00	SHOPP	2016	No	Yes	Yes	No	69%	3,621,000	2,514,000	521,000	1,469,000	2,000	522,000	0	0	09/20/19	05/13/20	07/07/22	Caltrans	Caltrans	Caltrans	Caltrans
1115000139	SHOPP	IMP	008	PAVEMENT REHABILITATION	0.00	0.00	0.00	21.69	0.00	0.00	0.00	0.83	SHOPP	2014	No	No	No	No	23%	83,170,000	19,000,000	950,000	3,130,000	0	14,920,000	5,709,085	4,845,322	03/24/17	12/30/19	12/30/20	Caltrans	Caltrans	Caltrans	Caltrans
1115000140	SHOPP	IMP	008	PAVEMENT REHABILITATION	0.00	0.00	0.00	6.70	0.00	0.00	0.00	0.57	SHOPP	2014	No	No	No	No	20%	45,063,000	8,970,000	450,000	1,470,000	0	7,050,000	20,699,757	3,821,630	05/31/17	08/09/19	08/14/20	Caltrans	Caltrans	Caltrans	Caltrans
1115000142	SHOPP	SD	078	CONSTRUCT EASTBOUND AND WESTBOUND AUXILIARY LANES.	0.00	0.00	0.00	0.36	0.00	0.00	0.00	0.03	SHOPP	2014	No	No	No	No	82%	6,352,000	5,204,000	1,360,000	1,950,000	20,000	1,874,000	2,717,016	3,661,824	02/06/17	03/26/18	03/26/19	Caltrans	Caltrans	Caltrans	Caltrans
1115000173	SHOPP PA	SD	005	STORMWATER MITIGATION/ DETENTION BASINS	0.98	0.00	0.00	0.00	0.00	0.00	0.00	0.00	N/A	N/A	No	No	No	No								0	0	03/15/21	08/17/22	02/21/23	Caltrans	Caltrans	Caltrans	Caltrans
1115000178	SHOPP	SD	008	CULVERT REHABILITATION	0.00	6.38	3.28	0.00	0.00	1.44	0.00	0.00	SHOPP	2016	No	No	Yes	No	58%	11,848,000	6,917,000	1,216,000	2,346,000	519,000	2,836,000	0	169,957	03/19/20	09/08/21	06/07/23	Caltrans	Caltrans	Caltrans	Caltrans
1115000179	SHOPP PA	SD	076	CULVERT REHABILITATION/ FISH PASSAGES BARRIER REMEDIATION	2.79	0.00	0.06	0.00	1.15	0.00	0.00	0.00	N/A	N/A	No	No	No	No								0	0	11/07/24	12/06/27	07/16/29	Caltrans	Caltrans	Caltrans	Caltrans
1115000180	SB1 RMRA	SD	078	CULVERT REPLACEMENT	3.37	0.00	0.00	0.00	0.34	0.00	0.00	0.00	SHOPP	2016	No	No	No	No								0	0	06/13/22	02/07/25	12/07/26	Caltrans	Caltrans	Caltrans	Caltrans
1115000183	SHOPP	SD	005	CULVERT REHABILITATION	0.00	0.00	0.00	2.69	0.00	0.00	0.00	0.00	SHOPP	2016	No	No	No	No	29%	9,360,000	2,675,000	0	0	0	2,675,000	0	0	06/25/18	06/01/22	05/31/23	Caltrans	Caltrans	Caltrans	Caltrans
1116000006	PARTNERSHIP	SD	805	SHOULDER MODIFICATION	0.00	0.00	0.00	1.31	0.00	0.00	0.00	0.00	N/A	N/A	No	No	No	No								0	237,100			03/12/21	Caltrans	Caltrans	Caltrans	Caltrans
1116000039	SHOPP	SD	005	PLACE HIGH FRICTION SURFACE TREATMENT (HFST)	0.00	0.07	0.00	1.57	0.00	0.03	0.00	0.00	SHOPP	2016	No	No	No	Yes	37%	3,031,000	1,121,000	0	686,000	0	435,000	0	0	08/21/18	06/12/19	06/14/21	Caltrans	Caltrans	Caltrans	Caltrans
1116000045	SHOPP PA	SD	008	BRIDGE RAIL UPGRADE.	1.18	0.00	0.00	0.00	0.24	0.00	0.00	0.00	N/A	N/A	No	No	No	No								0	0	03/11/21	08/30/22	02/27/24	Caltrans	Caltrans	Caltrans	Caltrans
1116000059	SB1 RMRA	SD	008	PAVEMENT REHABILITATION	2.60	0.00	0.00	0.00	0.45	0.00	0.00	0.00	SHOPP	2016	No	No	No	No	22%	43,768,000	9,691,000	936,000	3,276,000	0	5,479,000	0	0	03/14/22	08/04/23	05/30/25	Caltrans	Caltrans	Caltrans	Caltrans
1116000061	SB1 RMRA	SD	125	PAVEMENT REHABILITATION	3.38	0.00	0.00	0.00	0.55	0.00	0.00	0.00	SHOPP	2016	No	No	No	No								0	0	06/08/22	10/11/23	12/09/25	Caltrans	Caltrans	Caltrans	Caltrans
1116000068	SHOPP PA	SD	054	PAVEMENT PRESERVATION	1.22	0.00	0.00	0.00	0.10	0.00	0.00	0.00	N/A	N/A	No	No	No	No								0	0	05/05/22	11/15/23	11/18/24	Caltrans	Caltrans	Caltrans	Caltrans
1116000075	SHOPP PA	SD	VAR	GRADING IMPROVEMENTS, UPGRADE GUARDRAIL, AND END TREATMENTS.	1.95	0.00	0.00	0.00	0.06	0.00	0.00	0.00	N/A	N/A	No	No	No	No								0	0	05/04/21	11/15/22	10/31/23	Caltrans	Caltrans	Caltrans	Caltrans
1116000077	SHOPP PA	SD	094	INSTALL AND/OR UPGRADE EXISTING CURB RAMPS.	2.25	0.40	0.11	0.00	0.06	0.00	0.00	0.00	N/A	N/A	No	No	No	No								0	0	12/30/20	11/01/21	02/15/22	Caltrans	Caltrans	Caltrans	Caltrans
1116000089	GEOTECHNICAL BORINGS COMPLIANCE	SD	VAR	Identify, prioritize and execute a mitigation strategy for boreholes	0.00	0.21	0.00	0.00	0.00	1.84	0.00	0.00	N/A	N/A	No	No	No	No								0	256,816			11/06/18	Caltrans	Caltrans	Caltrans	Caltrans
1116000094	SHOPP PA	SD	VAR	UPGRADE/ INSTALL CURVE WARNING SIGNS AT HORIZONTAL CURVES.	1.60	0.00	0.00	0.00	0.00	0.00	0.00	0.00	N/A	N/A	No	No	No	No								0	0	10/15/21	06/15/22	12/15/22	Caltrans	Caltrans	Caltrans	Caltrans
1116000095	SHOPP PA	SD	VAR	UPGRADE/ INSTALL CURVE WARNING SIGNS AT HORIZONTAL CURVES.	1.13	0.00	0.00	0.00	0.00	0.00	0.00	0.00	N/A	N/A	No	No	No	No								0	0	09/27/21	04/22/22	10/25/22	Caltrans	Caltrans	Caltrans	Caltrans
1116000097	SHOPP PA	SD	VAR	UPGRADE ROADSIDE SIGNS TO MEET CURRENT STANDARDS	0.00	0.97	0.00	0.00	0.00	0.00	0.00	0.00	N/A	N/A	No	No	No	No								0	0	07/14/20	05/03/21	10/28/21	Caltrans	Caltrans	Caltrans	Caltrans
1116000101	SB1 RMRA	SD	005	UPGRADE AND INSTALL ITS ELEMENTS INCLUDING FIBER OPTIC CABLE AND CONDUIT, RAMP METERS, CLOSED CIRCUIT TELEVISION (CCTV), CHANGEABLE MESSAGE SIGNS (CMS) AND INDUCTIVE LOOP DETECTORS AND VEHICLE DETECTION.	0.00	1.51	0.21	0.00	0.00	0.00	0.00	0.00	SHOPP	2016	No	No	No	No	24%	19,624,000	4,614,000	0	1,497,000	122,000	2,995,000	0	0	06/16/20	12/03/21	12/12/22	Caltrans	Caltrans	Caltrans	Caltrans
1116000125	SHOPP PA	SD	005	ADD RUMBLE STRIPS, REPAIR CULVERT, REPAVE ROAD AND CONSTRUCT A NEW BIKE PATH CONNECTOR.	1.79	0.00	0.00	0.00	0.02	0.00	0.00	0.00	N/A	N/A	No	No	No	No								0	0	04/30/21	01/30/22	04/29/22	Caltrans	Caltrans	Caltrans	Caltrans
1116000128	PARTNERSHIP	SD	005	MITIGATION SITE RESTORATION & PRESERVATION	0.00	0.00	0.00	0.22	0.00	0.00	0.00	0.00	N/A	N/A	No	No	No	No	27%	1,582,000	435,000	82,000	0	0	353,000	613,292	154,870			10/06/21	Caltrans	Caltrans	Caltrans	Caltrans

Attachment 1
COS Fiscal Year 2018-19 Project Workload File

EFIS ID	Project Type	CO	RTE	Work Description	DIST PAED	DIST PSE	DIST RW	DIST CON	DES PAED	DES PSE	DES RW	DES CON	Document	Document Year	PA&ED in 18/19	RTL in 18/19	RW Cert in 18/19	CCA in 18/19	Support To Capital %[2]	Total Capital Budget[1]	Total Support Budget[1]	Environmental Support Budget	Design Support Budget	Right of Way Support Budget	Construction Support Budget	Total Capital Expenditures	Total Support Expenditures	Estimated Construction Start Date[3]	Estimated Construction End Date[4]	Estimated Project End Date[5]	PAED Implementing Agency	PSE Implementing Agency	ROW Implementing Agency	CON Implementing Agency
1116000131	STIP	SD	005	REPLACE THE SAN ELIJO LAGOON HWY AND RAIL BRIDGES. CONSTRUCT HOV LANES, PEDESTRIAN, BRIDGE, PEDESTRIAN AND BICYCLE IMPROVEMENTS, AND SOUNDWALLS. CONSTRUCT SECOND MAINLINE RAIL TRACK.	0.00	0.00	0.00	20.41	0.00	0.00	0.00	9.84	STIP	2016	No	No	No	No	18%	433,264,000	78,271,000	0	0	0	78,271,000	56,364,706	5,396,423	01/13/17	02/02/22	06/18/24	Caltrans	Caltrans	Caltrans	Caltrans
1116000144	SHOPP	SD	005	BRIDGE DECK METHACRYLATE, REPAIR SPALLING AND JOINT SEALS.	0.00	1.66	0.00	1.22	0.00	0.40	0.00	1.34	SHOPP	2016	No	Yes	Yes	No	39%	3,542,000	1,396,000	0	663,000	0	733,000	0	0	04/05/19	07/02/19	05/15/20	Caltrans	Caltrans	Caltrans	Caltrans
1116000172	PARTNERSHIP	SD	125	BONDED WEARING COURSE OVERLAY	0.00	0.00	0.00	0.61	0.00	0.00	0.00	0.00	N/A	N/A	No	No	No	Yes	22%	6,504,000	1,440,000	0	604,000	0	836,000	0	603,269	08/29/17	07/02/18	01/27/20	Caltrans	Caltrans	Caltrans	Caltrans
1116000174	SB1 CCP PA	SD	005	CONSTRUCT HOV LANES, SOUNDWALLS, AND N.C BIKE TRAIL.	0.00	0.00	0.00	19.14	0.00	0.00	0.00	1.75	N/A	N/A	No	No	No	No									0	10/02/18	09/28/22	03/13/25	Caltrans	Caltrans	Caltrans	Caltrans
1116000177	SB1 RMRA	SD	005	INSTALL FIBER OPTIC LINE.	2.93	7.36	0.00	0.00	0.00	0.03	0.00	0.00	SHOPP	2016	Yes	No	No	No									0	08/07/20	10/20/22	10/21/24	Caltrans	Caltrans	Caltrans	Caltrans
1117000003	REAL PROPERTY SERVICES	VAR	VAR	R/W EXCESS LAND	0.00	0.00	5.93	0.00	0.00	0.00	0.00	0.00	N/A	N/A	No	No	No	No								3,222,676			06/23/21	Caltrans	Caltrans	Caltrans	Caltrans
1117000004	REAL PROPERTY SERVICES	VAR	VAR	R/W PROPERTY MANAGEMENT	0.00	0.00	3.75	0.00	0.00	0.00	0.00	0.00	N/A	N/A	No	No	No	No								2,605,005			02/04/20	Caltrans	Caltrans	Caltrans	Caltrans
1117000021	SHOPP PA	IMP	098	ADA CURB RAMPS	0.72	0.00	0.00	0.00	0.00	0.00	0.00	0.00	N/A	N/A	No	No	No	No								0	01/10/22	12/15/22	12/09/24	Caltrans	Caltrans	Caltrans	Caltrans
1117000025	PARTNERSHIP	SD	VAR	SDG&E UTILITY WORK (GAS LINE)	0.28	0.00	0.00	0.00	0.02	0.00	0.00	0.00	N/A	N/A	No	No	No	No								0			10/29/31	Caltrans	Caltrans	Caltrans	Caltrans
1117000028	SB1 RMRA	SD	008	DRAINAGE SYSTEM RESTORATION	0.94	2.57	0.00	0.00	0.01	0.25	0.00	0.00	SHOPP	2016	Yes	No	No	No	57%	8,447,000	4,783,000	1,173,000	1,590,000	0	2,020,000	0	0	10/08/20	06/21/23	08/15/25	Caltrans	Caltrans	Caltrans	Caltrans
1117000032	PARTNERSHIP	SD	094	REALIGN, WIDEN, AND SIGNALIZE THE EXISTING RAMPS.	0.00	0.00	0.00	0.32	0.00	0.00	0.00	0.03	N/A	N/A	No	No	No	Yes									0	117,678		10/31/18	04/30/19	San Diego, City of	San Diego, City of	San Diego, City of	San Diego, City of
1117000033	PARTNERSHIP	SD	094	WIDEN SR-94 TO AND FROM MILLAR RANCH ROAD AND CONSTRUCT A PEDESTRIAN/ EQUESTRIAN TRAIL ON THE NORTH SIDE OF SR-94	0.00	0.05	0.00	0.26	0.00	0.00	0.00	0.00	N/A	N/A	No	No	No	No								100,026	0	12/31/18	06/11/20	10/16/20	Federal Highway Administration (FHWA)	Federal Highway Administration (FHWA)	Federal Highway Administration (FHWA)	Federal Highway Administration (FHWA)
1117000037	SHOPP PA	SD	805	CONVERSION FROM POTABLE WATER TO RECYCLED WATER FOR ROADSIDE LANDSCAPE IRRIGATION.	1.50	0.00	0.00	0.00	0.00	0.00	0.00	0.00	N/A	N/A	No	No	No	No								0	0	01/21/21	09/23/24	11/23/26	Caltrans	Caltrans	Caltrans	Caltrans
1117000038	SHOPP PA	SD	805	CONVERSION FROM POTABLE WATER TO RECYCLED WATER FOR ROADSIDE LANDSCAPE IRRIGATION.	1.15	0.00	0.00	0.00	0.00	0.00	0.00	0.00	N/A	N/A	No	No	No	No								0	0	04/23/21	03/27/25	05/27/27	Caltrans	Caltrans	Caltrans	Caltrans
1117000039	SHOPP PA	SD	005	CONVERSION FROM POTABLE WATER TO RECYCLED WATER FOR ROADSIDE LANDSCAPE IRRIGATION.	0.83	0.00	0.00	0.00	0.00	0.00	0.00	0.00	N/A	N/A	No	No	No	No								0	0	07/20/21	09/19/25	11/18/27	Caltrans	Caltrans	Caltrans	Caltrans
1117000045	SHOPP PA	SD	805	UPGRADE ADA WHEELCHAIR RAMPS, CUT ISLAND PASSAGEWAYS AND WIDEN SIDEWALK.	0.15	0.00	0.00	0.00	0.00	0.00	0.00	0.00	N/A	N/A	No	No	No	No								0	0	07/15/22	07/31/23	12/31/23	Caltrans	Caltrans	Caltrans	Caltrans
1117000046	PARTNERSHIP	SD	015	RECONFIGURE I-15 EXIT AND ENTRANCE LOOPS RAMPS TO FRIARS ROAD, RESTRIPE AND WIDEN FRIARS ROAD.	0.00	0.00	0.00	0.35	0.00	0.00	0.00	0.00	N/A	N/A	No	No	Yes	No								57,752		07/10/19	07/10/19	Private	Private	Private	Private
1117000064	PARTNERSHIP	SD	075		0.44	0.02	0.01	0.00	0.04	0.00	0.00	0.00	N/A	N/A	Yes	No	No	No								0	0	12/13/23	09/22/27	02/12/29	Caltrans	Caltrans	Caltrans	Caltrans
1117000084	PARTNERSHIP	SD	805	INSTALL IRRIGATION AND LANDSCAPING	0.00	0.00	0.00	0.57	0.00	0.00	0.00	0.00	N/A	N/A	No	No	No	No	68%	1,700,000	1,150,000	0	500,000	0	650,000	0	465,109	02/13/18	04/01/22	10/05/22	Caltrans	Caltrans	Caltrans	Caltrans
1117000085	TCRP	IMP	098	WIDENING SR-98 HIGHWAY FROM 4 LANES TO 6 LANES - PHASE 1C	0.00	1.56	1.34	0.00	0.00	0.01	0.00	0.00	STIP	2016	No	No	No	No									0	2,435,419	03/11/20	02/06/24	10/27/27	Caltrans	Caltrans	Caltrans	Caltrans
1117000087	SB1 TCEA PA	SD	011	CONSTRUCT AN INTERCHANGE AT SIEMPRE VIVA ROAD AND THE COMMERCIAL VEHICLE ENFORCEMENT FACILITY (SEGMENT 2B)	0.00	9.44	0.00	0.00	0.00	5.70	0.00	0.00	N/A	N/A	No	No	No	No									0	0	07/09/20	11/14/22	11/12/24	Caltrans	Caltrans	Caltrans	Caltrans
1117000088	PARTNERSHIP PA	SD	125	CONSTRUCT ROUTE 125/905 SOUTHBOUND TO WESTBOUND FREEWAY GRADE SEPARATED CONNECTOR.	0.00	0.00	0.00	0.00	0.00	0.00	0.00	0.00	N/A	N/A	No	Yes	Yes	No									0	0	01/21/20	08/12/22	08/12/24	Caltrans	Caltrans	Caltrans	Caltrans
1117000090	PARTNERSHIP	SD	075	INSTALL TRAFFIC SIGNAL AND IMPROVEMENTS AT THE SR-75 AND HOOPER BOULEVARD INTERSECTION.	0.00	0.00	0.00	0.35	0.00	0.00	0.00	0.03	N/A	N/A	No	No	No	Yes									0	73,957		02/11/19		US Navy	US Navy	US Navy	US Navy
1117000101	SHOPP	SD	005	Legal Support by Capital Outlay Support Staff	0.06	1.70	0.00	0.57	0.00	0.00	0.00	0.00	N/A	N/A	No	No	No	No									0	0		07/01/20		Caltrans	Caltrans	Caltrans	Caltrans
1117000102	SHOPP	SD	005	REPAIR EXISTING LOOPS DETECTIONS AT VARIOUS LOCATIONS.	1.09	2.55	0.00	0.00	0.01	0.14	0.00	0.00	SHOPP	2016	Yes	No	No	No	46%	11,535,000	5,335,000	911,000	2,160,000	0	2,264,000	0	0	05/01/20	02/23/22	03/26/24	Caltrans	Caltrans	Caltrans	Caltrans
1117000103	SHOPP	SD	015	REPAIR AND INSTALL RADAR DETECTION STATIONS AT VARIOUS LOCATIONS.	0.00	1.78	0.00	0.00	0.00	0.00	0.00	0.00	SHOPP	2016	No	Yes	Yes	No	57%	3,324,000	1,891,000	372,000	865,000	0	654,000	0	0	12/13/19	02/03/21	10/21/21	Caltrans	Caltrans	Caltrans	Caltrans
1117000116	SHOPP PA	SD	005	INSTALL HIGH TENSION CABLE BARRIER (HTCB) ON OUTSIDE SHOULDER	1.58	0.08	0.00	0.00	0.27	0.00	0.00	0.00	N/A	N/A	No	No	No	No									0	0	09/21/21	06/23/22	11/14/23	Caltrans	Caltrans	Caltrans	Caltrans
1117000131	PARTNERSHIP	SD	067	CONSTRUCT INTERSECTION IMPROVEMENTS.	0.00	0.06	0.00	0.42	0.00	0.00	0.00	0.05	N/A	N/A	No	No	Yes	No									0	30,485		10/21/19	03/26/20	Santee, City of	Santee, City of	Santee, City of	Santee, City of
1117000150	STIP PA	SD	011		0.00	0.00	0.00	6.47	0.00	0.00	0.00	0.97	N/A	N/A	No	No	No	No									0	03/08/19	06/29/21	10/20/23	Caltrans	Caltrans	Caltrans	Caltrans
1117000151	SB1 TCEA PA	SD	905	OTAY MESA EAST PORT OF ENTRY SITE PREPARATION, DRAINAGE AND UTILITIES.	0.00	14.45	2.54	0.00	0.00	1.03	0.00	0.00	N/A	N/A	No	Yes	Yes	No									0	0	10/04/19	05/14/21	10/04/23	Caltrans	Caltrans	Caltrans	Caltrans
1117000171	SHOPP PA	SD	163	BRIDGE RAIL UPGRADE	2.52	0.00	0.00	0.00	0.88	0.00	0.00	0.00	N/A	N/A	No	No	No	No									0	0	07/11/25	02/10/28	04/12/30	Caltrans	Caltrans	Caltrans	Caltrans
1117000179	PARTNERSHIP	SD	005	RESTORATION OF THE SAN ELIJO LAGOON INCLUDING GRADING AND DREDGING, INSTALLATION OF PEDESTRIAN TRAILS AND BRIDGES, EXPORT OF BEACH SAND, AND NATIVE PLANTING.	0.00	0.00	0.00	5.23	0.00	0.00	0.00	0.06	N/A	N/A	No	No	No	No									0	0	11/06/17	02/16/21	08/07/28	Caltrans	San Diego Association of Governments (SANDAG)	San Diego Association of Governments (SANDAG)	Caltrans
1117000180	PARTNERSHIP	SD	005	CONNECT AT THE MOST WESTERN TERMINI OF THE REGIONAL/INTERREGIONAL BIKE FACILITY EAST OF I-5 AND PASS UNDER I-5 NORTH OF CARMEL CREEK BRIDGE AND CONNECT TO THE SORRENTO VALLEY ROAD BIKE PATH	0.00	0.07	0.00	0.00	0.00	0.02	0.00	0.00	N/A	N/A	No	No	Yes	No									0	2,525	12/10/19	05/06/21	03/08/22	Caltrans	Caltrans	Caltrans	Caltrans
1117000186	PARTNERSHIP	SD	056	MITIGATION OF ROSE CREEK BIKEWAY AND EXCESS LAND WILL BE USED FOR NORTH COAST CORRIDOR PROJECT.	0.02	0.10	0.10	0.00	0.00	0.00	0.00	0.00	N/A	N/A	No	No	No	No									0	4,179			12/31/27	Caltrans	Caltrans	Caltrans	Caltrans
1117000187	SHOPP	SD	005	Long-term mitigation monitoring	0.00	0.74	0.01	0.03	0.00	0.00	0.00	0.00	N/A	N/A	No	Yes	Yes	Yes									0	0	11/30/18	03/29/19	03/29/19	Caltrans	Caltrans	Caltrans	Caltrans
1117000189	PARTNERSHIP	SD	056	WETLAND RESTORATION SITE FOR MITIGATION OF THE BAYSHORE BIKEWAY SEGMENT 8B.	0.00	0.12	0.00	0.00	0.00	0.00	0.00	0.00	N/A	N/A	No	No	No	No									0	0			12/31/27	Caltrans	Caltrans	Caltrans	Caltrans
1117000206	SHOPP PA	SD	005	CONSTRUCT SB AUXILIARY LANE.	0.48	0.00	0.00	0.00	0.00	0.00	0.00	0.00	N/A	N/A	No	No	No	No									0	0	02/18/22	11/30/23	03/30/24	Caltrans	Caltrans	Caltrans	Caltrans
1117000215	SHOPP PA	SD	805	I-805 SWEETWATER RIVER BRIDGE UPGRADE	0.00	0.57	0.03	2.84	0.00	0.24	0.00	0.90	N/A	N/A	No	No	No	No									0	0	02/01/19	03/08/23	05/08/25	Caltrans	Caltrans	Caltrans	Caltrans
1118000079	SHOPP PA	SD	052	PAVEMENT REHABILITATION	1.29	0.00	0.00	0.00	0.04	0.00	0.00	0.00	N/A	N/A	No	No	No	No									0	05/24/23	09/25/24	11/20/26	Caltrans	Caltrans	Caltrans	Caltrans
1118000083	SHOPP PA	SD	094	DRAINAGE, PAVEMENT, SAFETY AND ROADSIDE IMPROVEMENT.	1.65	0.00	0.00	0.00	0.07	0.00	0.00	0.00	N/A	N/A	No	No	No	No									0	0	06/12/23	10/11/24	12/10/26	Caltrans	Caltrans	Caltrans	Caltrans
1118000084	SHOPP PA	SD	076	DRAINAGE, SAFETY AND MOBILITY IMPROVEMENTS.	1.62	0.00	0.00	0.00	0.04	0.00	0.00	0.00	N/A	N/A	No	No	No	No									0	0	05/24/23	09/25/24	11/20/26	Caltrans	Caltrans	Caltrans	Caltrans
1118000102	SHOPP PA	SD	805	MOBILITY, DRAINAGE AND SAFETY IMPROVEMENTS	0.00	0.00	0.00	0.00	0.00	0.00	0.00	0.00	N/A	N/A	No	No	No	No									0	0	11/04/24	01/04/27	10/04/27	Caltrans	Caltrans	Caltrans	Caltrans
1118000103	SHOPP PA	SD	005	PAVEMENT REHAB, ADA, ITS, AND SAFETY	3.06	0.00	0.00	0.00	0.00	0.00	0.00	0.00	N/A	N/A	No	No	No	No									0	0	05/24/21	03/12/24	09/28/28	Caltrans	Caltrans	Caltrans	Caltrans
1118000104	SHOPP PA	SD	094	DRAINAGE, PAVEMENT, SAFETY, MOBILITY, AND ROADSIDE IMPROVEMENTS.	1.46	0.00	0.00	0.00	0.04	0.00	0.00	0.00	N/A	N/A	No	No	No	No									0	0	07/03/23	11/01/24	01/04/27	Caltrans	Caltrans	Caltrans	Caltrans
1118000114	SHOPP PA	SD	805	DRAINAGE, PAVEMENT AND SAFETY IMPROVEMENTS	2.72	0.00	0.00	0.00	0.00	0.00	0.00	0.00	N/A	N/A	No	No	No	No									0	0	10/04/24	01/04/27	08/04/27	Caltrans	Caltrans	Caltrans	Caltrans
1118000115	STIP PA	SD	805	CONSTRUCT AUXILIARY LANES	0.00	4.76	0.03	0.00	0.00	0.00	0.00	0.00	N/A	N/A	No	No	No	No									0	0	01/18/21	01/01/24	07/02/24	Caltrans	Caltrans	Caltrans	Caltrans
1118000118	PARTNERSHIP	SD	125	RAMPS PAVEMENT PRESERVATION	0.00	5.47	0.00	0.00	0.00	0.06	0.00	0.00	N/A	N/A	No	No	No	No									0	0	07/06/20	01/03/22	12/29/23	Caltrans	Caltrans	Caltrans	Caltrans
1200000026	STIP	ORA	090	CONSTRUCT GRADE SEPARATION	0.00	0.00	0.52	0.00	0.00	0.00	0.00	0.00	N/A	N/A	No	No	No	No									0	0		04/06/10	10/01/18	Caltrans	Caltrans	Caltrans	Caltrans
1200000051	STIP	ORA	074	WIDEN FROM 2 LANES TO 4 LANES	5.73	0.00	0.00	0.00	0.09	0.00	0.00	0.00	STIP	2010	No	No	No	No									0	5,277,349	03/13/23	02/01/30	07/01/34	Caltrans	Orange County	Orange County	Orange County
1200000082	PARTNERSHIP	ORA	261	E ORANGE IC IMPROVEMENTS NEW SR-241 SB ON-RAMP, WIDENING & GRADING CHAPMAN AVE.	0.00	0.88	0.04	0.00	0.00	0.05	0.00	0.00	N/A	N/A	No	No	No	No									0	454,372	02/01/22	10/05/22	11/02/23	Orange Co. Trans Corridor Agency	Orange Co. Trans Corridor Agency	Orange Co. Trans Corridor Agency	Orange Co. Trans Corridor Agency
1200000085	STIP	ORA	005	PROVIDE A SECOND HOV LANE IN BOTH DIRECTIONS	0.00	0.00	0.00	3.96	0.00	0.00	0.00	1.06	STIP	2016	No	No	No	No									0	3,843,448	06/22/18	07/16/20	11/30/21	Orange County Transportation Authority (OCTA)	Orange County Transportation Authority (OCTA)	Orange County Transportation Authority (OCTA)	Caltrans
1200000102	STIP	ORA	074	REPLACE BRIDGE AND WIDEN RAMP	0.00	0.00	0.43	0.00	0.00	0.00	0.00	0.00	STIP	2016	No	No	No	No									52,391,178	20,335,759	09/18/12	11/22/16	12/31/18	San Juan Capistrano, City of	Caltrans	Caltrans	Caltrans

Attachment 1
COS Fiscal Year 2018-19 Project Workload File

EFIS ID	Project Type	CO	RTE	Work Description	DIST PAED	DIST PSE	DIST RW	DIST CON	DES PAED	DES PSE	DES RW	DES CON	Document	Document Year	PA&ED in 18/19	RTL in 18/19	RW Cert in 18/19	CCA in 18/19	Support To Capital %[2]	Total Capital Budget[1]	Total Support Budget[1]	Environmental Support Budget	Design Support Budget	Right of Way Support Budget	Construction Support Budget	Total Capital Expenditures	Total Support Expenditures	Estimated Construction Start Date[3]	Estimated Construction End Date[4]	Estimated Project End Date[5]	PAED Implementing Agency	PSE Implementing Agency	ROW Implementing Agency	CON Implementing Agency
1200000180	PARTNERSHIP	ORA	405	ONE-LANE WIDENING IN EACH DIRECTION & ADDING AUXILIARY LANES AT VARIOUS LOCATIONS	0.00	20.57	2.62	24.87	0.00	1.97	0.00	9.32	N/A	N/A	No	No	Yes	No								0	22,447,536	01/31/17	08/25/23	08/25/26	Orange County Transportation Authority (OCTA)	Orange County Transportation Authority (OCTA)	Orange County Transportation Authority (OCTA)	Orange County Transportation Authority (OCTA)
1200000211	SHOPP	ORA	039	REHABILITATE DRAINAGE SYSTEMS, ALLEVIATE FLOODING.	0.00	0.00	0.01	0.24	0.00	0.00	0.00	0.00	SHOPP	2016	No	No	No	Yes	71%	2,692,000	1,898,000	233,000	950,000	65,000	650,000	259,773	1,258,419	11/28/16	07/15/18	09/15/20	Caltrans	Caltrans	Caltrans	Caltrans
1200000217	SHOPP	ORA	073	STORM WATER MITIGATION & SLOPE STABILITY	0.00	0.00	0.00	0.24	0.00	0.00	0.00	0.00	SHOPP	2012	No	No	No	Yes	38%	18,048,000	6,886,000	1,850,000	2,000,000	250,000	2,786,000	11,462,468	6,601,050	11/15/13	08/01/18	04/01/19	Caltrans	Caltrans	Caltrans	Caltrans
1200000218	PARTNERSHIP	ORA	261	SELENIUM TREATMENT FACILITY	0.00	0.00	0.00	0.03	0.00	0.00	0.00	0.00	SHOPP	2014	No	No	No	No								0	1,144,583	05/27/15	03/07/17	08/01/18	Caltrans	Various Agencies	Various Agencies	Various Agencies
1200000370	PARTNERSHIP	ORA	405	Increase Capacity & Improve Ops.	0.29	0.00	0.00	0.00	0.02	0.00	0.00	0.00	N/A	N/A	Yes	No	No	No								0	3,027,536	01/10/28	01/09/30	01/09/31	Orange County Transportation Authority (OCTA)	Caltrans	Orange County Transportation Authority (OCTA)	Caltrans
1200000633	PARTNERSHIP	ORA	057	realign southbound ramps and add the fourth approach lane along the southbound off-ramp; widen south side of Lambert Road to provide dual exclusive east-bound right-turn lanes into the southbound on-ramp. 12-0C110 Rte 57 Reconfigure Ramp	0.00	0.65	1.18	6.39	0.00	0.03	0.00	1.90	STIP	2016	No	Yes	No	No						0	2,196,056	01/02/19	01/02/22	03/01/24	Brea, City of	Brea, City of	Brea, City of	Caltrans
1200020041	PARTNERSHIP	ORA	001	Construct Pedesterian Crossing.	0.00	0.00	0.00	0.57	0.00	0.00	0.00	0.33	N/A	N/A	No	No	No	No								0	152,036	04/30/18	10/04/19	06/29/20	Newport Beach, City of	Newport Beach, City of	Newport Beach, City of	Newport Beach, City of
1200020043	HIGH SPEED RAIL	ORA	057	COORDINATION HIGH SPEED RAIL	0.16	0.00	0.00	0.00	0.01	0.00	0.00	0.00	N/A	N/A	No	No	No	No								0	16,355	09/15/21	09/11/24	07/18/25	Various Agencies	Various Agencies	Various Agencies	Various Agencies
1200020052	PARTNERSHIP	ORA	005	PROVIDE NEW LANES ON BOTH DIRECTION AND IMPROVE THE INTERCHANGE AT THE Y (EL TORO)	1.27	0.00	0.00	0.00	0.19	0.00	0.00	0.00	N/A	N/A	No	No	No	No								0	2,460,394	09/15/22	09/17/24	09/15/25	Orange County Transportation Authority (OCTA)	Orange County Transportation Authority (OCTA)	Orange County Transportation Authority (OCTA)	Caltrans
1200020097	PARTNERSHIP	ORA	091	PROVIDE DIRECT CONNECTOR BETWEEN SR-241 & SR-91	0.00	0.65	0.11	1.99	0.00	0.02	0.00	1.69	N/A	N/A	No	Yes	No	No								0	1,460,521	09/01/18	11/01/20	11/01/20	Orange Co. Trans Corridor Agency	Orange Co. Trans Corridor Agency	Orange Co. Trans Corridor Agency	Orange Co. Trans Corridor Agency
1200020098	PARTNERSHIP	ORA	091	IMPROVE COMPLEX INTERCHANGES, INCLUDING NEARBY LOCAL INTERCHANGES	1.00	0.68	1.35	0.00	0.07	0.00	0.00	0.00	N/A	N/A	Yes	No	No	No								0	719,434	02/01/21	08/01/23	07/01/24	Orange County Transportation Authority (OCTA)	Caltrans	Orange County Transportation Authority (OCTA)	Caltrans
1200020177	SHOPP	ORA	039	PAVEMENT REHABILITATION FROM LINCOLN AVE TO ROSECRANS AVE	0.00	0.00	0.12	2.35	0.00	0.00	0.00	0.04	SHOPP	2016	No	No	No	No	92%	6,862,000	6,338,000	0	4,310,000	270,000	1,758,000	18,170	4,429,693	10/27/17	08/15/19	11/01/20	Caltrans	Caltrans	Caltrans	Caltrans
1200020180	SHOPP	ORA	074	CONSTRUCT 4-FOOT RIGHT SHOULDER, PAVE TURNOUTS, REPLACE/ADD MBGR	0.00	0.00	0.31	8.90	0.00	0.00	0.00	0.36	SHOPP	2014	No	No	No	No	125%	9,835,000	12,315,000	1,236,000	3,956,000	1,367,000	5,756,000	6,244,514	8,163,618	09/28/16	07/01/19	10/27/22	Caltrans	Caltrans	Caltrans	Caltrans
1200020230	PARTNERSHIP	ORA	605	IMPROVE FREEWAY ACCESS & ARTERIAL CONNECTION TO I-605.	0.03	0.00	0.00	0.00	0.00	0.00	0.00	0.00	N/A	N/A	Yes	No	No	No								0	548,316	09/01/33	02/01/35	01/30/37	Orange County Transportation Authority (OCTA)	Orange County Transportation Authority (OCTA)	Orange County Transportation Authority (OCTA)	Orange County Transportation Authority (OCTA)
1200020235	SHOPP	ORA	057	PCC Profile grinding and replacing damaged concrete slabs.	0.00	0.00	0.00	0.01	0.00	0.00	0.00	0.01	SHOPP	2014	No	No	No	No	30%	4,500,000	1,350,000	40,000	608,000	27,000	675,000	3,100,514	1,407,646	12/01/15	11/08/16	08/31/18	Caltrans	Caltrans	Caltrans	Caltrans
1200020277	PARTNERSHIP	ORA	005	ADD ONE HOV LANE	0.00	0.00	0.00	2.37	0.00	0.00	0.00	0.27	STIP	2014	No	No	No	Yes								45,662,214	10,668,801	12/22/14	02/28/19	07/01/21	Orange County Transportation Authority (OCTA)	Orange County Transportation Authority (OCTA)	Orange County Transportation Authority (OCTA)	Caltrans
1200020278	PARTNERSHIP	ORA	005	ADD ONE HOV LANE	0.00	0.00	0.00	1.00	0.00	0.00	0.00	0.25	STIP	2012	No	No	No	Yes								47,223,403	14,061,390	07/03/14	07/05/18	09/01/20	Orange County Transportation Authority (OCTA)	Orange County Transportation Authority (OCTA)	Orange County Transportation Authority (OCTA)	Caltrans
1200020279	BOND SLPP	ORA	005	ADD ONE HOV LANE	0.00	0.00	0.00	4.10	0.00	0.00	0.00	0.47	STIP	2012	No	No	No	Yes								42,832,648	10,270,649	12/20/13	05/22/19	08/01/21	Orange County Transportation Authority (OCTA)	Orange County Transportation Authority (OCTA)	Orange County Transportation Authority (OCTA)	Caltrans
1200020302	SHOPP	ORA	074	Upgrade Pedestrian Facilities Within to Current ADA Standards	0.11	1.15	1.25	0.00	0.00	0.01	0.00	0.00	SHOPP	2016	No	Yes	Yes	No	195%	1,742,000	3,400,000	362,000	1,310,000	600,000	1,128,000	0	249,951	03/05/20	03/01/21	03/01/24	Caltrans	Caltrans	Caltrans	Caltrans
1200020328	PARTNERSHIP	ORA	055	Increase Capacity & Improve Ops.	0.00	5.42	0.24	0.00	0.00	1.94	0.00	0.00	N/A	N/A	No	No	No	No								0	5,540,371	01/22/21	07/25/24	05/26/26	Orange County Transportation Authority (OCTA)	Caltrans	Orange County Transportation Authority (OCTA)	Caltrans
1200020340	STIP	ORA	074	HIGHWAY REPLACEMMENT PLANTING	0.00	0.00	0.00	0.09	0.00	0.00	0.00	0.00	STIP	2014	No	No	No	No								702,840	433,219	10/14/15	10/01/19	05/01/20	San Juan Capistrano, City of	Caltrans	Caltrans	Caltrans
1200020342	PARTNERSHIP	ORA	057	HIGHWAY REPLACEMMENT PLANTING	0.00	0.00	0.00	0.33	0.00	0.00	0.00	0.00	N/A	N/A	No	No	No	No								0	447,934	10/18/17	12/02/21	09/01/22	Orange County Transportation Authority (OCTA)	Orange County Transportation Authority (OCTA)	Orange County Transportation Authority (OCTA)	Caltrans
1212000017	SHOPP	ORA	073	WIDEN RDWY TO IMPROVE CHANNELIZATION AT GORE AREA & WIDEN RAMP, MODIFY SIGNAL OPERATIONS.	0.00	0.00	0.00	0.17	0.00	0.00	0.00	0.02	SHOPP	2014	No	No	No	No	113%	1,994,000	2,254,000	0	900,000	0	1,354,000	1,645,840	2,081,702	04/17/16	02/28/18	12/03/18	Caltrans	Caltrans	Caltrans	Caltrans
1212000018	SHOPP	ORA	405	Replace K-Rail & Extend SB Aux Lane.	0.00	0.00	0.00	3.61	0.00	0.00	0.00	0.70	SHOPP	2014	No	No	No	No	37%	16,808,000	6,297,000	0	2,884,000	13,000	3,400,000	7,031,079	5,983,416	12/21/16	12/01/19	12/01/20	Caltrans	Caltrans	Caltrans	Caltrans
1212000028	SHOPP	ORA	055	REMOVE DISEASED TREES AND UPGRADE HIGHWAY PLANTING	0.00	0.00	0.00	0.11	0.00	0.00	0.00	0.00	SHOPP	2012	No	No	No	Yes	19%	3,834,000	725,000	0	348,000	0	377,000	3,658,756	1,090,213	09/30/14	02/01/19	08/01/19	Caltrans	Caltrans	Caltrans	Caltrans
1212000029	SHOPP	ORA	005	REVEGETATION OF EXPOSED SLOPES FOR NPDES CONCERNS AND SOURCE CONTROL	0.00	0.00	0.00	0.16	0.00	0.00	0.00	0.00	SHOPP	2012	No	No	No	Yes	29%	5,511,000	1,613,000	0	666,000	112,000	835,000	4,829,901	1,797,928	09/08/14	12/01/18	06/01/19	Caltrans	Caltrans	Caltrans	Caltrans
1212000031	SB1 RMRA	ORA	039	REMOVE/REPLACE THE EXISTING CURB & GUTTERS, SIDEWALK & CURB RAMPS AT VARIOUS LOCATIONS ON SR-39	0.00	1.25	0.30	0.00	0.00	0.03	0.00	0.00	SHOPP	2016	No	No	No	No	87%	2,226,000	1,929,000	0	870,000	153,000	906,000	0	71,106	07/15/20	09/30/21	09/30/22	Caltrans	Caltrans	Caltrans	Caltrans
1212000052	SHOPP PA	ORA	405	Construct Aux. lanes.	0.00	0.12	0.00	6.48	0.00	0.18	0.00	0.42	STIP	2016	No	No	No	No								0	1,967,881	09/12/18	09/12/19	08/13/20	Orange County Transportation Authority (OCTA)	Caltrans	Caltrans	Caltrans
1212000056	PARTNERSHIP	ORA	133	TRABUCO ROAD INTERCHANGE ADD NEW IC ON EASTERN TRANS. COORD EAST LEG	2.27	0.00	0.09	0.00	0.10	0.00	0.00	0.00	N/A	N/A	No	No	No	No								0	20,934	12/08/22	12/09/24	12/10/25	Irvine, City of	Orange Co. Trans Corridor Agency	Orange Co. Trans Corridor Agency	Orange Co. Trans Corridor Agency
1212000057	SHOPP	ORA	073	INSTALL FIBER OPTIC CABLES & CCTVS ON SR-405 & SR-73	0.00	0.00	0.00	0.23	0.00	0.00	0.00	0.01	SHOPP	2014	No	No	No	Yes	99%	997,000	984,000	60,000	250,000	6,000	668,000	717,840	774,190	02/11/16	07/01/18	09/01/20	Caltrans	Caltrans	Caltrans	Caltrans
1212000065	SHOPP	ORA	001	Modify TFC Signals & add Lighting.	0.00	0.00	0.07	0.59	0.00	0.00	0.00	0.00	SHOPP	2014	No	No	No	No	145%	2,304,000	3,330,000	0	1,520,000	630,000	1,180,000	14,445	2,535,232	12/21/16	05/25/18	05/28/19	Caltrans	Caltrans	Caltrans	Caltrans
1212000090	SHOPP	ORA	005	ENHANCE CURVE, BUILD UP THE APPROACH & DEPT FROM THE BRIDGE AND INSTALL OVERHEAD SIGN.	0.00	0.00	0.22	3.09	0.00	0.00	0.00	1.22	SHOPP	2014	No	No	No	Yes	64%	11,014,000	6,996,000	0	3,154,000	162,000	3,680,000	5,945,166	4,581,183	10/13/16	03/01/19	10/07/22	Caltrans	Caltrans	Caltrans	Caltrans
1212000092	SHOPP	ORA	055	Upgrade Safety Devices.	0.00	0.00	0.00	4.85	0.00	0.00	0.00	0.12	SHOPP	2014	No	No	No	Yes	42%	16,653,000	7,000,000	0	3,500,000	20,000	3,480,000	4,356,750	5,470,122	01/30/17	10/01/18	10/01/19	Caltrans	Caltrans	Caltrans	Caltrans
1212000096	SHOPP	ORA	039	MODIFY SIGNALS, ADD SAFETY LIGHTING REFRESH PAVEMENT & ADA UPGRADES	0.00	0.00	0.01	3.04	0.00	0.00	0.00	0.00	SHOPP	2016	No	No	No	No	104%	1,993,000	2,080,000	0	950,000	15,000	1,115,000	0	891,007	01/18/18	07/10/19	09/01/21	Caltrans	Caltrans	Caltrans	Caltrans
1212000097	PARTNERSHIP	ORA	057	HIGHWAY REPLACEMENT PLANTING	0.00	0.00	0.00	0.28	0.00	0.00	0.00	0.00	N/A	N/A	No	No	No	No								0	819,253	04/02/18	07/01/22	02/01/23	Orange County Transportation Authority (OCTA)	Orange County Transportation Authority (OCTA)	Orange County Transportation Authority (OCTA)	Caltrans
1212000098	PARTNERSHIP	ORA	022	HIGHWAY REPLACEMENT PLANTING	0.00	0.00	0.00	0.44	0.00	0.00	0.00	0.00	N/A	N/A	No	No	No	No								2,650,009	734,076	07/29/16	02/01/21	08/01/21	Orange County Transportation Authority (OCTA)	Orange County Transportation Authority (OCTA)	Orange County Transportation Authority (OCTA)	Caltrans
1212000104	SHOPP	ORA	261	REVEGETATION OF EXPOSED SLOPES FOR NPDES CONCERNS AND SOURCE CONTROL	0.00	0.00	0.00	0.08	0.00	0.00	0.00	0.00	SHOPP	2014	No	No	No	Yes	90%	1,902,000	1,704,000	250,000	644,000	50,000	760,000	1,612,018	1,518,563	07/05/16	09/01/18	04/01/19	Caltrans	Caltrans	Caltrans	Caltrans
1212000121	SHOPP	ORA	091	INSTALL ADDITIONAL LIGHTING AT INTERCHANGE AND UPGRADE GUARDRAIL.	0.00	0.00	0.00	0.26	0.00	0.00	0.00	0.00	SHOPP	2016	No	No	No	No	60%	5,051,000	3,020,000	0	1,674,000	30,000	1,316,000	3,218,264	1,785,044	01/11/17	04/10/18	02/01/19	Caltrans	Caltrans	Caltrans	Caltrans

Attachment 1
COS Fiscal Year 2018-19 Project Workload File

EFIS ID	Project Type	CO	RTE	Work Description	DIST PAED	DIST PSE	DIST RW	DIST CON	DES PAED	DES PSE	DES RW	DES CON	Document	Document Year	PA&ED in 18/19	RTL in 18/19	RW Cert in 18/19	CCA in 18/19	Support To Capital %[2]	Total Capital Budget[1]	Total Support Budget[1]	Environmental Support Budget	Design Support Budget	Right of Way Support Budget	Construction Support Budget	Total Capital Expenditures	Total Support Expenditures	Estimated Construction Start Date[3]	Estimated Construction End Date[4]	Estimated Project End Date[5]	PAED Implementing Agency	PSE Implementing Agency	ROW Implementing Agency	CON Implementing Agency
1212000194	PARTNERSHIP	ORA	091	REPLACEMENT HIGHWAY PLANTING	0.00	0.00	0.00	0.08	0.00	0.00	0.00	0.00	N/A	N/A	No	No	No	No								1,210,022	567,423	04/06/17	12/01/20	07/02/21	Orange County Transportation Authority (OCTA)	Orange County Transportation Authority (OCTA)	Orange County Transportation Authority (OCTA)	Caltrans
1213000017	SHOPP	ORA	022	Improve/Reconfigure Channelization, Shortening the existing Collector-Distributor (CD) Road Concrete Barrier	0.00	1.21	0.22	2.04	0.00	0.27	0.00	1.03	SHOPP	2016	No	No	No	No	66%	10,542,000	6,941,000	1,641,000	3,000,000	200,000	2,100,000	0	2,818,153	12/31/18	01/01/21	03/01/23	Caltrans	Caltrans	Caltrans	Caltrans
1213000036	SHOPP	ORA	090	CONSTRUCTION OR MODIFY CURBS, SIDEWALKS, OR WHEELCHAIR RAMPS.	0.00	0.00	2.21	4.13	0.00	0.00	0.00	0.08	SHOPP	2016	No	No	No	Yes	142%	5,873,000	8,356,000	740,000	3,126,000	2,640,000	1,850,000	292,602	5,660,677	01/30/18	06/01/19	09/01/21	Caltrans	Caltrans	Caltrans	Caltrans
1213000068	SHOPP	ORA	073	RESURFACING AC PAVEMENT ON FWY, & RAMPS, UPGRADE MBGR, CURB RAMPS AND CRASH CUSHION.	0.00	0.00	0.00	1.41	0.00	0.00	0.00	0.07	SHOPP	2016	No	No	No	No	27%	6,999,000	1,889,000	0	765,000	49,000	1,075,000	0	777,673	12/18/17	02/10/20	04/03/20	Caltrans	Caltrans	Caltrans	Caltrans
1213000084	PARTNERSHIP	ORA	005	INTERCHANGE RECONFIGURATION.	5.00	0.00	0.00	0.00	0.73	0.00	0.00	0.00	N/A	N/A	No	No	No	No								0	657,392	08/03/23	02/02/27	01/26/29	Caltrans	Orange County Transportation Authority (OCTA)	Orange County Transportation Authority (OCTA)	Caltrans
1213000086	SHOPP	ORA	001	Replace Box Culvert (Bridge) FCO	0.00	1.26	1.68	0.00	0.00	0.18	0.00	0.00	SHOPP	2016	No	No	No	No								0	93,955	02/07/20	05/15/20	05/13/21	Laguna Beach, City of	Laguna Beach, City of	Laguna Beach, City of	Laguna Beach, City of
1213000095	REAL PROPERTY SERVICES	ORA	091	Feasibility Study for Decertification of Excess Land.	0.00	0.00	0.20	0.00	0.00	0.00	0.00	0.00	N/A	N/A	No	No	No	No								0	188,180				Caltrans	Caltrans	Caltrans	Caltrans
1213000097	SHOPP	ORA	133	Widen Roadway To Improve Channelization	0.00	2.75	0.81	0.00	0.00	0.01	0.00	0.00	N/A	N/A	No	No	No	No	78%	7,262,000	5,694,000	1,215,000	1,820,000	550,000	2,109,000	0	0	02/05/21	04/18/23	06/12/25	Caltrans	Caltrans	Caltrans	Caltrans
1213000098	SHOPP	ORA	VAR	OGFC, Groove, HFST, Polyester Concrete.	0.00	0.00	0.00	0.01	0.00	0.00	0.00	0.00	SHOPP	2014	No	No	No	No	78%	3,109,000	2,415,000	0	1,185,000	15,000	1,215,000	2,842,723	2,305,928	07/26/16	09/29/17	10/02/18	Caltrans	Caltrans	Caltrans	Caltrans
1213000099	PARTNERSHIP	ORA	057	GEOMETRIC IMPROVEMENTS TO INCREASE CAPACITY & REDUCE CONGESTION.	0.92	2.25	0.11	0.00	0.01	0.02	0.00	0.00	N/A	N/A	Yes	No	No	No								0	482,464	03/01/22	03/04/24	12/19/25	Orange County Transportation Authority (OCTA)	Caltrans	Orange County Transportation Authority (OCTA)	Caltrans
1213000100	SHOPP	ORA	005	Enhance Highway worker safety with access gates and other measures.	0.00	0.00	0.00	0.85	0.00	0.00	0.00	0.00	SHOPP	2016	No	No	No	No	36%	4,542,000	1,647,000	270,000	737,000	90,000	550,000	0	1,033,216	06/01/18	10/01/20	08/01/21	Caltrans	Caltrans	Caltrans	Caltrans
1213000101	SHOPP	ORA	091	Roadside safety improvements	0.00	0.00	0.00	1.44	0.00	0.00	0.00	0.00	SHOPP	2016	No	No	No	No	21%	6,800,000	1,400,000	200,000	340,000	60,000	800,000	0	501,804	08/01/18	08/01/19	03/01/20	Caltrans	Caltrans	Caltrans	Caltrans
1213000102	SHOPP	ORA	133	Relocate facilities, construct roadside paving, access roads and improve worker safety	0.00	0.10	0.00	0.50	0.00	0.07	0.00	0.00	SHOPP	2016	No	No	No	No	53%	1,900,000	1,000,000	200,000	340,000	60,000	400,000	0	423,117	11/01/18	07/01/21	12/01/21	Caltrans	Caltrans	Caltrans	Caltrans
1213000116	SHOPP	ORA	133	DEEP INJECTION GROUTING.	0.00	0.00	0.00	1.62	0.00	0.00	0.00	0.64	SHOPP	2014	No	No	No	Yes	39%	17,272,000	6,667,000	1,040,000	2,524,000	0	3,103,000	12,689,508	6,039,125	01/26/16	02/15/19	04/14/21	Caltrans	Caltrans	Caltrans	Caltrans
1213000143	SHOPP	ORA	005	Upgrade existing fiber optic communication system, closed circuit television and electronic equipment	0.00	0.67	0.00	0.84	0.00	0.33	0.00	0.09	SHOPP	2016	No	No	No	No	62%	3,000,000	1,860,000	330,000	780,000	0	750,000	0	584,983		06/01/20	08/01/22	Caltrans	Caltrans	Caltrans	Caltrans
1213000148	PARTNERSHIP	ORA	005	Extend Technology drive from West of Barrenca Pkwy to Laguna Canyon Rd.	0.00	0.00	0.00	0.05	0.00	0.00	0.00	0.01	N/A	N/A	No	No	No	No								0	802,295	02/02/16	12/29/17	12/01/18	Irvine, City of	Irvine, City of	Irvine, City of	Irvine, City of
1213000149	PARTNERSHIP	ORA	055	Increase Capacity & Improve Ops.	3.58	0.00	0.00	0.00	0.03	0.00	0.00	0.00	N/A	N/A	No	No	No	No								0	119,184	01/18/23	01/22/24	03/20/25	Orange County Transportation Authority (OCTA)	Caltrans	Orange County Transportation Authority (OCTA)	Caltrans
1213000182	SHOPP	ORA	005	UPGRADE THE EXISTING AUDIO-VISUAL, AND VIDEO WALL SYSTEM.	0.00	0.00	0.00	0.06	0.00	0.00	0.00	0.00	SHOPP	2014	No	No	No	No	61%	2,457,000	1,506,000	105,000	646,000	0	755,000	1,277,639	1,281,905	05/06/16	01/02/21	04/01/23	Caltrans	Caltrans	Caltrans	Caltrans
1213000186	SHOPP	ORA	001	Storm Water Mitigation.	0.00	0.00	0.00	0.21	0.00	0.00	0.00	0.00	SHOPP	2016	No	No	No	No	305%	364,000	1,109,000	200,000	564,000	10,000	335,000	0	762,054	01/04/18	06/01/18	02/13/19	Caltrans	Caltrans	Caltrans	Caltrans
1213000187	SHOPP	ORA	091	RENEW AND UPGRADE PERALTA WB WEIGH STATION	0.00	0.04	0.02	1.49	0.00	0.07	0.00	2.08	N/A	N/A	No	No	No	No	48%	6,847,000	3,293,000	422,000	1,442,000	10,000	1,419,000	0	0	10/01/18	10/01/19	07/01/20	Caltrans	Caltrans	Caltrans	Caltrans
1213000191	SHOPP	ORA	005	Providing additional safety lighting, new pavement delineation, replace damaged pavement with RSC.	0.00	0.00	0.00	0.03	0.00	0.00	0.00	0.00	SHOPP	2016	No	No	No	No	99%	590,000	584,000	30,000	283,000	11,000	260,000	0	543,873	03/15/17	09/08/17	11/05/18	Caltrans	Caltrans	Caltrans	Caltrans
1213000194	SHOPP	ORA	241	IMPROVE OFF RAMP CORNER SIGHT DISTANCE	0.00	0.00	0.01	1.27	0.00	0.00	0.00	0.11	SHOPP	2016	No	No	No	No	124%	1,100,000	1,363,000	279,000	658,000	13,000	413,000	0	253,000	10/01/18	12/01/19	06/01/20	Caltrans	Caltrans	Caltrans	Caltrans
1213000196	SHOPP	ORA	091	CAPM project to address pavement needs on mainline and ramps.	0.00	3.89	0.00	0.00	0.00	0.39	0.00	0.00	SHOPP	2016	No	Yes	Yes	No	62%	5,750,000	3,585,000	0	1,845,000	0	1,740,000	0	0	09/01/19	12/01/20	10/01/21	Caltrans	Caltrans	Caltrans	Caltrans
1213000197	SHOPP	ORA	005	Replace conc. slabs, overlay ramps & OC/UC FWY Lanes; Upgrade MBGRs, curb ramps, crash cushions; replace roadway signs, traffic delineations, dikes. Also overlay several under crossings, NB on/off ramps & SB on/off ramps.	0.00	0.00	0.00	0.36	0.00	0.00	0.00	0.01	SHOPP	2014	No	No	No	No	46%	9,466,000	4,390,000	0	1,600,000	90,000	2,700,000	8,602,792	4,228,093	01/25/16	05/17/17	07/01/19	Caltrans	Caltrans	Caltrans	Caltrans
1214000002	SHOPP	ORA	057	Project consist ofrepairing concrete bridge deck spalls, placement of polyester concrete, installation of Type B seals and expansion joint neoprene gland, remove and replace existing damaged approach slabs and methacrylate seal deck.	0.00	0.00	0.00	0.05	0.00	0.00	0.00	0.00	SHOPP	2014	No	No	No	No	39%	2,568,000	1,011,000	25,000	370,000	16,000	600,000	2,373,276	1,036,991	10/30/15	07/12/16	09/05/18	Caltrans	Caltrans	Caltrans	Caltrans
1214000005	PARTNERSHIP	ORA	005	Construction of an elevated pedestrian/bike trail overcrossing of I-5 and Jeffrey off-ramp.	0.00	0.74	0.06	0.00	0.00	0.10	0.00	0.00	N/A	N/A	No	Yes	Yes	No								0	170,483	10/09/19	10/07/20	01/31/25	Irvine, City of	Irvine, City of	Irvine, City of	Irvine, City of
1214000037	SHOPP	ORA	005	Advanced Transportation Management system.	0.00	0.00	0.00	0.44	0.00	0.00	0.00	0.00	SHOPP	2014	No	No	No	No	54%	1,975,000	1,068,000	70,000	561,000	6,000	431,000	341,780	401,747	03/25/16	02/26/21	05/01/23	Caltrans	Caltrans	Caltrans	Caltrans
1214000038	SHOPP	ORA	091	INSTALL FIBER OPTICS & CCTV	0.00	0.00	0.00	0.02	0.00	0.00	0.00	0.00	SHOPP	2014	No	No	No	No	68%	2,057,000	1,398,000	322,000	538,000	20,000	518,000	1,710,198	1,243,684	07/18/16	11/15/17	08/01/18	Caltrans	Caltrans	Caltrans	Caltrans
1214000041	SHOPP	ORA	001	Upgrade sidewalk & pedestrian facilities to ADA standards.	0.00	3.52	8.18	0.00	0.00	0.01	0.00	0.00	SHOPP	2016	No	No	No	No	77%	10,428,000	7,985,000	1,500,000	2,170,000	2,715,000	1,600,000	39,300	1,261,071	07/29/20	02/25/22	02/27/23	Caltrans	Caltrans	Caltrans	Caltrans
1214000042	SHOPP	ORA	057	Modify Signals, Safety Lighting, Bring ADA To Standard, and Refresh Striping If Needed	0.00	0.30	0.13	0.87	0.00	0.01	0.00	0.01	SHOPP	2016	No	No	No	No	183%	1,120,000	2,053,000	290,000	900,000	153,000	710,000	0	285,491	01/15/19	04/15/20	04/22/22	Caltrans	Caltrans	Caltrans	Caltrans
1214000049	PARTNERSHIP	ORA	001	Reconstruct intersection West of it's Current Location.	0.00	0.75	0.54	0.00	0.00	0.03	0.00	0.00	N/A	N/A	No	No	Yes	No								0	384,101	01/09/20	01/11/21	01/24/22	Newport Beach, City of	Newport Beach, City of	Newport Beach, City of	Newport Beach, City of
1214000050	SHOPP	ORA	091	Rehabilitate Commercial Vehicle Enforcement Facility (CVEF).	0.00	0.81	0.03	0.00	0.00	0.85	0.00	0.00	N/A	N/A	No	Yes	Yes	No	49%	6,847,000	3,347,000	624,000	1,391,000	10,000	1,322,000	0	0	07/01/19	08/14/20	03/16/21	Caltrans	Caltrans	Caltrans	Caltrans
1214000053	SHOPP	ORA	055	Relocate facilities away from traffic, construct roadside paving, access gates and trails to improve worker safety.	0.00	0.45	0.00	0.00	0.00	0.11	0.00	0.00	SHOPP	2016	No	No	No	No	53%	1,900,000	1,000,000	285,000	390,000	0	325,000	0	278,099	04/01/19	08/01/20	02/01/21	Caltrans	Caltrans	Caltrans	Caltrans
1214000054	SHOPP	ORA	005	Relocate facilities away from traffic, construct roadside paving, access gates and trails to improve worker safety.	0.00	1.11	0.00	0.00	0.00	0.06	0.00	0.00	SHOPP	2016	No	Yes	Yes	No	53%	1,900,000	1,000,000	285,000	390,000	0	325,000	0	112,498	02/28/20	02/01/21	08/01/21	Caltrans	Caltrans	Caltrans	Caltrans
1214000055	SHOPP	ORA	405	Relocate facilities away from traffic, construct roadside paving, access gates and trails to improve worker safety.	0.28	0.85	0.00	0.00	0.00	0.00	0.00	0.00	SHOPP	2016	Yes	No	No	No	53%	1,900,000	1,000,000	285,000	390,000	0	325,000	0	0	08/01/20	10/01/21	04/01/22	Caltrans	Caltrans	Caltrans	Caltrans
1214000056	SHOPP	ORA	055	Relocate facilities away from traffic, construct roadside paving, access gates and trails to improve worker safety.	1.04	0.06	0.00	0.00	0.00	0.00	0.00	0.00	SHOPP	2016	Yes	No	No	No	55%	2,000,000	1,100,000	300,000	440,000	0	360,000	0	0	12/01/20	12/01/21	08/01/22	Caltrans	Caltrans	Caltrans	Caltrans
1214000057	SHOPP	ORA	405	Stabilize embankment in Red Hill Avenue on the south side of I-405	0.00	0.00	0.35	0.23	0.00	0.00	0.00	0.06	SHOPP	2014	No	No	No	Yes	34%	21,797,000	7,450,000	400,000	3,000,000	1,000,000	3,050,000	9,877,997	7,245,342	11/02/15	07/01/18	07/09/19	Caltrans	Caltrans	Caltrans	Caltrans
1214000065	SHOPP	ORA	039	On Route 39, install new traffic signal, center median, wrought iron fence, modify crosswalk, and updating ADA to current standard (PM 11.68-12.69)	0.00	0.00	0.00	0.11	0.00	0.00	0.00	0.00	SHOPP	2014	No	No	No	No	184%	757,000	1,396,000	115,000	351,000	0	930,000	682,471	861,057	09/28/16	03/01/18	07/31/20	Caltrans	Caltrans	Caltrans	Caltrans
1214000066	SHOPP	ORA	142	Resurface Conventional Highway Lanes	0.00	0.00	0.54	3.47	0.00	0.00	0.00	0.07	SHOPP	2016	No	No	No	No	96%	5,555,000	5,310,000	0	2,040,000	780,000	2,490,000	17,795	2,347,823	12/26/17	12/02/19	12/02/21	Caltrans	Caltrans	Caltrans	Caltrans
1214000073	SHOPP	ORA	055	Modify Signal & left turn Channelization.	0.00	0.83	0.00	0.00	0.00	0.09	0.00	0.00	SHOPP	2016	No	Yes	Yes	No	133%	657,000	875,000	130,000	427,000	0	318,000	0	99,412	09/01/19	09/01/20	09/01/21	Caltrans	Caltrans	Caltrans	Caltrans
1214000075	SHOPP	ORA	005	Grooving existing PCC, install new delineation, install new loops and modify MBGR as needed.	0.00	0.00	0.00	1.30	0.00	0.00	0.00	0.00	SHOPP	2016	No	No	No	No	76%	2,336,000	1,766,000	130,000	986,000	0	650,000	0	1,057,741	05/05/18	05/21/20	05/20/21	Caltrans	Caltrans	Caltrans	Caltrans
1214000076	SHOPP	ORA	005	Resurface AC surface with OGAC, install Approx. 928 LF of MBGR, and install new delineation.	0.00	0.15	0.00	1.29	0.00	0.07	0.00	0.00	SHOPP	2016	No	No	No	No	39%	3,008,000	1,182,000	195,000	562,000	0	425,000	0	596,029	11/01/18	10/28/19		Caltrans	Caltrans	Caltrans	Caltrans
1214000077	SHOPP	ORA	133	Replace damaged and outdated MBGR, non-standard AC dikes. Install permanent crash cushions. install new electrolier, fill/regrade slopes, relocate controller cabinets, headwalls, replace temp railing.	0.00	3.83	0.24	0.00	0.00	0.30	0.00	0.00	SHOPP	2016	No	Yes	Yes	No	74%	9,500,000	7,067,000	1,069,000	3,693,000	140,000	2,165,000	0	738,861	11/27/19	12/15/20	12/15/21	Caltrans	Caltrans	Caltrans	Caltrans
1214000083	SHOPP	ORA	072	Modify Signals. Add safety Lighting. Update ADA to current standards. Refresh Pavement Delineation.	0.00	0.00	0.00	0.04	0.00	0.00	0.00	0.00	SHOPP	2014	No	No	No	No	183%	405,000	740,000	96,000	270,000	34,000	340,000	318,220	763,177	09/01/16	07/17/17	01/15/19	Caltrans	Caltrans	Caltrans	Caltrans
1214000092	SHOPP	ORA	039	1-Modify Signals 2-Refresh Stripping and Pavement Markings 3-Install Lighting 4-Update ADA to current Standards.	0.00	0.00	0.00	0.77	0.00	0.00	0.00	0.00	SHOPP	2016	No	No	No	No	384%	344,000	1,321,000	164,000	548,000	0	609,000	0	671,492	10/27/17	12/20/19	12/17/20	Caltrans	Caltrans	Caltrans	Caltrans

Attachment 1
COS Fiscal Year 2018-19 Project Workload File

EFIS ID	Project Type	CO	RTE	Work Description	DIST PAED	DIST PSE	DIST RW	DIST CON	DES PAED	DES PSE	DES RW	DES CON	Document	Document Year	PA&ED in 18/19	RTL in 18/19	RW Cert in 18/19	CCA in 18/19	Support To Capital %[2]	Total Capital Budget[1]	Total Support Budget[1]	Environmental Support Budget	Design Support Budget	Right of Way Support Budget	Construction Support Budget	Total Capital Expenditures	Total Support Expenditures	Estimated Construction Start Date[3]	Estimated Construction End Date[4]	Estimated Project End Date[5]	PAED Implementing Agency	PSE Implementing Agency	ROW Implementing Agency	CON Implementing Agency
1214000093	SHOPP	ORA	073	Upgrade safety devices to enhance safety, reduce possible collision severity and limit maintenance personnel exposure to traffic	0.00	4.63	0.09	0.00	0.00	0.37	0.00	0.00	SHOPP	2016	No	No	No	No	40%	16,500,000	6,639,000	781,000	2,600,000	58,000	3,200,000	0	827,017	09/18/20	12/17/21	01/16/24	Caltrans	Caltrans	Caltrans	Caltrans
1214000095	SHOPP	ORA	142	Address the issue of sediment being transported from adjacent to SR 142 to areas outside of State Right of Way, to comply with Department Storm Water Program.	0.17	2.54	0.44	0.00	0.00	0.54	0.00	0.00	SHOPP	2016	Yes	No	No	No	73%	3,600,000	2,615,000	650,000	800,000	380,000	785,000	0	463,767	02/01/21	12/07/22	02/01/25	Caltrans	Caltrans	Caltrans	Caltrans
1214000096	STIP	ORA	005	Add one lane in each direction between SR-73 and Oso PKWY, Reconstruct Avery PKWY IC and add Aux lane where needed.	0.00	3.82	6.36	0.00	0.00	0.22	0.00	0.00	STIP	2016	No	Yes	Yes	No							5,225	2,827,101	12/30/19	09/01/24	11/01/26	Orange County Transportation Authority (OCTA)	Caltrans	Orange County Transportation Authority (OCTA)	Caltrans
1214000097	STIP	ORA	005	Add one lane in each direction between Oso PKWY and Alicia PKWY, Reconstruct La Paz Rd IC and add Aux lane where needed.	0.00	3.63	0.55	2.93	0.00	0.52	0.00	1.26	N/A	N/A	No	No	No	No							493,395	2,996,835	04/14/19	07/16/24	06/18/26	Orange County Transportation Authority (OCTA)	Caltrans	Orange County Transportation Authority (OCTA)	Caltrans
1214000100	STIP	ORA	005	Add one lane in each direction between Alicia PKWY and El Toro Rd, Extend the 2nd HOV lane in both direction to Alicia PKWY and add Aux lane where needed.	0.00	4.23	6.09	0.00	0.00	0.13	0.00	0.00	N/A	N/A	No	No	No	No							0	2,172,903	07/04/20	12/04/24	12/31/26	Orange County Transportation Authority (OCTA)	Caltrans	Orange County Transportation Authority (OCTA)	Caltrans
1214000104	SHOPP	ORA	074	PE for Mitigation planting for Roadway project 0L720	0.00	0.85	0.00	0.00	0.00	0.13	0.00	0.00	SHOPP	2016	No	Yes	Yes	No	117%	870,000	1,020,000	0	400,000	0	620,000	0	0	09/01/19	08/01/22	04/01/23	Caltrans	Caltrans	Caltrans	Caltrans
1214000109	SHOPP	ORA	VAR	INSTALL ITS EQUIPMENT IN THE FIELD AND UPDATE NETWORK EQUIPMENT.	0.00	0.00	0.00	0.24	0.00	0.00	0.00	0.00	SHOPP	2014	No	No	No	No	84%	3,000,000	2,524,000	380,000	997,000	0	1,147,000	2,760,330	1,697,797	01/14/16	07/24/17	10/01/19	Caltrans	Caltrans	Caltrans	Caltrans
1214000115	SHOPP	ORA	073	(1)Cold plane & resurface roadway with Open Graded Asphalt Concrete (OGAC) and (2) Restripe all traffic lanes and right/left edge lines.	0.00	1.35	0.00	0.00	0.00	0.11	0.00	0.00	SHOPP	2016	No	Yes	Yes	No	107%	980,000	1,047,000	0	637,000	0	410,000	0	42,340	07/29/19	01/25/21	03/01/22	Caltrans	Caltrans	Caltrans	Caltrans
1214000116	SHOPP	ORA	001	Modify Signals & add Lighting	0.00	1.31	1.03	0.00	0.00	0.02	0.00	0.00	SHOPP	2016	No	Yes	Yes	No	171%	1,027,000	1,761,000	330,000	824,000	221,000	386,000	0	168,622	12/11/19	04/21/21	02/04/22	Caltrans	Caltrans	Caltrans	Caltrans
1214000123	SHOPP	ORA	073	Modify the existing lane configuration on the Off-Ramp from 1 lane to 1.5 lanes at the exit gore to allow 2 through lanes from the Off-Ramp onto SB MacArthur BLVD.	0.00	1.73	0.29	0.00	0.00	1.97	0.00	0.00	SHOPP	2016	No	No	No	No	70%	6,888,000	4,829,000	781,000	2,565,000	130,000	1,353,000	0	683,317	12/01/20	08/02/22	02/01/24	Caltrans	Caltrans	Caltrans	Caltrans
1214000124	SHOPP	ORA	133	Extend #2 lane to allow proper lane drop signage and Utility Poles relocation.	0.00	1.25	0.23	0.00	0.00	0.14	0.00	0.00	SHOPP	2016	No	Yes	Yes	No	117%	2,081,000	2,429,000	0	1,410,000	230,000	789,000	0	644,900	09/19/19	03/18/20	04/13/22	Caltrans	Caltrans	Caltrans	Caltrans
1214000125	PARTNERSHIP	ORA	005	ESTABLISH EXISTING PLANTING FOR REPLACEMENT PLANTING WITH ROADWAY PROJECTS OP96A, C & E	0.00	0.09	0.00	0.24	0.00	0.07	0.00	0.00	N/A	N/A	No	No	No	No							0	87,711	12/01/18	10/01/21	04/01/22	Orange County Transportation Authority (OCTA)	Orange County Transportation Authority (OCTA)	Orange County Transportation Authority (OCTA)	Orange Co. Trans Corridor Agency
1214000130	SHOPP PA	ORA	133	Extend the No. 4 lane on SBSR-133 from SB I-5 Connector & add a second lane to NB 405 Connector.	3.75	0.00	0.00	0.00	0.66	0.00	0.00	0.00	N/A	N/A	No	No	No	No							0	0	03/01/22	03/25/24	03/05/25	Caltrans	Caltrans	Caltrans	Caltrans
1215000008	SHOPP	ORA	001	Rebuild Failed Slope Paving & Bike Trail & Construct Slope Paving with Steel Sheet Pile.	0.00	0.00	0.00	0.37	0.00	0.00	0.00	0.03	SHOPP	2016	No	No	No	Yes	96%	2,111,000	2,025,000	500,000	1,050,000	0	475,000	11,955	1,523,314	08/15/17	04/12/19	01/03/20	Caltrans	Caltrans	Caltrans	Caltrans
1215000009	SHOPP	ORA	001	Drainage cleaning, Maint. Access & BMP Controls.	0.00	0.68	0.00	0.00	0.00	0.08	0.00	0.00	SHOPP	2016	No	Yes	Yes	No	117%	1,105,000	1,296,000	296,000	600,000	0	400,000	0	314,280	11/06/19	05/07/20	01/28/21	Caltrans	Caltrans	Caltrans	Caltrans
1215000010	SHOPP	ORA	022	Upgrade Drainage System at the Haster Off-Ramp.	0.00	0.85	0.39	0.00	0.00	0.19	0.00	0.00	SHOPP	2016	No	Yes	Yes	No	140%	1,253,000	1,751,000	420,000	600,000	263,000	468,000	3,760	405,363	01/02/20	07/01/21	09/01/23	Caltrans	Caltrans	Caltrans	Caltrans
1215000017	SHOPP	ORA	039	Modify Signals, Safety Lighting, bring ADA to standard, and refresh Striping if needed.	0.00	0.23	0.20	0.93	0.00	0.09	0.00	0.01	SHOPP	2016	No	No	No	No	179%	625,000	1,116,000	117,000	410,000	296,000	293,000	5,660	394,925	11/01/18	11/01/19	11/01/20	Caltrans	Caltrans	Caltrans	Caltrans
1215000022	SHOPP	ORA	039	Modify Signals, add safety lighting, ADA, and refresh striping if needed.	0.00	1.75	0.72	0.00	0.00	0.00	0.00	0.00	SHOPP	2016	No	Yes	Yes	No	137%	1,970,000	2,690,000	700,000	850,000	420,000	720,000	0	655,087	12/02/19	05/03/21	10/27/22	Caltrans	Caltrans	Caltrans	Caltrans
1215000023	SHOPP	ORA	001	Modify Signal & Lighting, ADA Improvement.	0.00	0.00	0.34	0.83	0.00	0.00	0.00	0.06	SHOPP	2016	No	No	No	Yes	247%	660,000	1,632,000	328,000	774,000	200,000	330,000	12,882	892,493	10/27/17	05/01/19	05/01/20	Caltrans	Caltrans	Caltrans	Caltrans
1215000024	SHOPP	ORA	074	Super Elevation Corrections, Safety Lighting, Shoulder widening and OGAC Overlay.	2.35	4.32	1.77	0.00	1.57	0.17	0.00	0.00	SHOPP	2016	Yes	No	No	No	45%	36,330,000	16,389,000	3,339,000	4,826,000	1,018,000	7,206,000	0	969,487	01/04/21	01/08/29	07/01/31	Caltrans	Caltrans	Caltrans	Caltrans
1215000034	SHOPP	ORA	005	Install erosion control features, passive drainage system and linear barriers at toe of slop.	0.75	0.91	0.18	0.00	0.10	0.09	0.00	0.00	SHOPP	2016	Yes	No	No	No	62%	2,729,000	1,700,000	400,000	600,000	50,000	650,000	0	0	11/02/20	12/06/22	12/05/23	Caltrans	Caltrans	Caltrans	Caltrans
1215000036	SHOPP	ORA	VAR	Upgrade existing fiber optic communication system, PTZ analog CCTVs to HD CCTV's and provide IP network services.	0.00	0.00	0.00	1.59	0.00	0.00	0.00	0.00	SHOPP	2014	No	No	No	Yes	55%	12,730,000	7,008,000	0	3,475,000	96,000	3,437,000	7,885,602	3,657,734	03/29/16	07/10/18	09/10/20	Caltrans	Caltrans	Caltrans	Caltrans
1215000045	SHOPP	ORA	055	Construct Auxiliary lane.	0.00	2.53	1.86	0.00	0.00	0.30	0.00	0.00	SHOPP	2016	No	No	No	No	24%	37,600,000	9,200,000	200,000	3,500,000	2,700,000	2,800,000	0	711,795	12/23/20	05/28/21	02/15/22	Caltrans	Caltrans	Caltrans	Caltrans
1215000053	SHOPP	ORA	405	Gap Closure, replace temporary railing (Type K) with perm. conc. barrier.	0.00	2.02	0.00	0.23	0.00	0.24	0.00	0.01	SHOPP	2016	No	Yes	Yes	No	90%	3,170,000	2,859,000	359,000	1,500,000	0	1,000,000	0	330,524	06/11/19	08/05/20	08/05/21	Caltrans	Caltrans	Caltrans	Caltrans
1215000054	SHOPP	ORA	VAR	Long-term mitigation monitoring	0.00	0.00	0.00	0.20	0.00	0.00	0.00	0.00	N/A	N/A	No	No	No	No							0	40,970			06/30/19	Caltrans	Caltrans	Caltrans	Caltrans
1215000056	PARTNERSHIP PA	ORA	005	I-405 Toll System Integrator and Tolling Back Office Project	0.00	0.29	0.08	0.17	0.00	0.07	0.00	0.12	N/A	N/A	No	No	No	No							0	0	02/26/18	08/25/23	08/25/26	Orange County Transportation Authority (OCTA)	Orange County Transportation Authority (OCTA)	Orange County Transportation Authority (OCTA)	Orange County Transportation Authority (OCTA)
1215000075	SHOPP	ORA	405	Add Auxiliary lanes.	0.00	0.06	0.00	0.01	0.00	0.00	0.00	0.00	SHOPP	2014	No	No	No	No							0	1,907		07/20/23	07/21/26	Orange County Transportation Authority (OCTA)	Orange County Transportation Authority (OCTA)	Orange County Transportation Authority (OCTA)	Orange County Transportation Authority (OCTA)
1215000081	SHOPP	ORA	VAR	Install TMS equipment and traffic detection devices.	0.00	0.00	0.00	0.05	0.00	0.00	0.00	0.00	SHOPP	2014	No	No	No	Yes	99%	980,000	973,000	0	287,000	17,000	669,000	836,376	1,058,838	01/25/16	07/10/18	10/25/19	Caltrans	Caltrans	Caltrans	Caltrans
1215000082	SHOPP	ORA	VAR	IT Procurement contract to bring arterial detection data into D12 TMC	0.00	0.00	0.00	0.29	0.00	0.00	0.00	0.00	SHOPP	2014	No	No	No	No	61%	600,000	366,000	0	99,000	0	267,000	215,081	230,072	03/11/16	03/01/21	05/01/23	Caltrans	Caltrans	Caltrans	Caltrans
1215000088	GEOTECHNICAL BORINGS COMPLIANCE	ORA	VAR	Identify, prioritize and execute a mitigation strategy for boreholes	0.00	1.08	0.00	0.00	0.00	1.00	0.00	0.00	N/A	N/A	No	No	No	No							0	525,291			04/01/24	Caltrans	Caltrans	Caltrans	Caltrans
1215000093	SHOPP PA	ORA	405	Modify existing signals, install high visibility LED for improved visibility, refresh pavement delineation, and ADA if needed.	0.66	0.69	0.00	0.00	0.00	0.00	0.00	0.00	N/A	N/A	Yes	No	No	No							0	0	10/15/20	10/14/21	07/07/22	Caltrans	Caltrans	Caltrans	Caltrans
1215000094	SHOPP	ORA	005	Modify existing signals, Install high visibility LED, refresh pavement delineation, and ADA if needed.	0.00	0.39	0.02	0.49	0.00	0.17	0.00	0.28	SHOPP	2016	No	No	No	No	107%	1,286,000	1,375,000	0	728,000	32,000	615,000	0	246,894	01/15/19	02/04/20	02/04/21	Caltrans	Caltrans	Caltrans	Caltrans
1215000137	SHOPP	ORA	022	Enhance safety by installing lighting and modify traffic control device.	0.11	2.49	0.00	0.00	0.00	0.62	0.00	0.00	SHOPP	2016	Yes	No	No	No	81%	3,820,000	3,095,000	591,000	1,247,000	0	1,257,000	0	0	11/02/20	11/01/21	01/01/24	Caltrans	Caltrans	Caltrans	Caltrans
1215000148	SB1 RMRA	ORA	090	Replace roadway signs when reflectivity is compromised, replace/restore existing and missing traffic delineation and overlay WB and EB general purpose and left turning lns.	0.41	2.65	0.07	0.00	0.00	0.02	0.00	0.00	SHOPP	2016	Yes	No	No	No	50%	8,208,000	4,125,000	478,000	1,249,000	129,000	2,269,000	0	0	09/01/20	09/30/22	12/05/24	Caltrans	Caltrans	Caltrans	Caltrans
1215000149	SB1 RMRA	ORA	001	Resurface & rehabilitate 27 lane miles.	2.37	1.96	0.33	0.00	0.03	0.01	0.00	0.00	SHOPP	2016	Yes	No	No	No	93%	8,881,000	8,255,000	1,720,000	2,932,000	1,245,000	2,358,000	0	0	01/30/22	04/01/23	04/01/24	Caltrans	Caltrans	Caltrans	Caltrans
1215000158	SHOPP PA	ORA	001	Along NB PCH in the City of Newport Beach	1.19	0.52	0.00	0.00	0.00	0.00	0.00	0.00	N/A	N/A	Yes	No	No	No							0	0	12/17/20	09/20/21	09/20/22	Caltrans	Caltrans	Caltrans	Caltrans
1215000160	SB1 RMRA	ORA	VAR	Install and modify Intelligent Transportation System (ITS) elements to provide mobility for motorists.	1.64	8.16	0.11	0.00	0.00	0.29	0.00	0.00	SHOPP	2016	Yes	No	No	No	73%	13,673,000	10,000,000	2,380,000	3,650,000	320,000	3,650,000	0	0	02/01/21	02/01/24	04/01/25	Caltrans	Caltrans	Caltrans	Caltrans
1216000002	SB1 RMRA	ORA	001	Upgrade of the Traffic Signals equipment.	3.24	2.14	0.23	0.00	0.72	0.03	0.00	0.00	SHOPP	2016	Yes	No	No	No	84%	13,116,000	10,971,000	1,891,000	4,299,000	1,244,000	3,537,000	0	0	01/30/22	04/23/23	04/24/24	Caltrans	Caltrans	Caltrans	Caltrans
1216000003	SHOPP PA	ORA	001	Upgradw existing ADA curb ramps, widen sections of sidewalk and add APS systems within project limits.	2.05	5.53	1.92	0.00	0.27	2.93	0.00	0.00	N/A	N/A	Yes	No	No	No							0	0	04/28/21	11/22/22	11/27/23	Caltrans	Caltrans	Caltrans	Caltrans
1216000004	SB1 RMRA	ORA	005	Drainage restoration at the Segunda Deshecha Channel.	0.58	0.78	0.10	0.00	0.00	0.01	0.00	0.00	SHOPP	2016	Yes	No	No	No	60%	4,318,000	2,606,000	452,000	963,000	111,000	1,080,000	0	0	02/01/21	02/01/23	04/01/27	Caltrans	Caltrans	Caltrans	Caltrans
1216000007	SHOPP	ORA	VAR	On SR-55- HFST Overlay, safety lighting, optical speed bars, ADA to standard, high visibility striping. On SR-91- OGAC resurfacing, pavement delineation, slope stabilization, ADA ramps, guard rail enhancement as needed.	0.00	0.07	0.00	0.51	0.00	0.15	0.00	0.02	SHOPP	2016	No	No	No	No							0	0	11/15/18	03/01/20	10/01/20	Caltrans	Caltrans	Caltrans	Caltrans
1216000046	SHOPP PA	ORA	005	Relocate facilities away from traffic, construct roadside paving, access gates and trails.	1.13	0.00	0.00	0.00	0.00	0.00	0.00	0.00	N/A	N/A	No	No	No	No							0	0	08/01/21	10/01/22	06/30/23	Caltrans	Caltrans	Caltrans	Caltrans

Attachment 1
COS Fiscal Year 2018-19 Project Workload File

EFIS ID	Project Type	CO	RTE	Work Description	DIST PAED	DIST PSE	DIST RW	DIST CON	DES PAED	DES PSE	DES RW	DES CON	Document	Document Year	PA&ED in 18/19	RTL in 18/19	RW Cert in 18/19	CCA in 18/19	Support To Capital %[2]	Total Capital Budget[1]	Total Support Budget[1]	Environmental Support Budget	Design Support Budget	Right of Way Support Budget	Construction Support Budget	Total Capital Expenditures	Total Support Expenditures	Estimated Construction Start Date[3]	Estimated Construction End Date[4]	Estimated Project End Date[5]	PAED Implementing Agency	PSE Implementing Agency	ROW Implementing Agency	CON Implementing Agency
1216000047	SHOPP PA	ORA	005	Relocate facilities away from traffic. Construct roadside paving, access gates and trails.	0.33	0.00	0.00	0.00	0.00	0.00	0.00	0.00	N/A	N/A	No	No	No	No								0	0	11/01/21	12/01/22	09/01/23	Caltrans	Caltrans	Caltrans	Caltrans
1216000059	PARTNERSHIP	ORA	133	Widening shoulders for Bikeway Class III, SCE utilities relocation, drainage improvements, and additional lane at El Toro / SR 133 intersection.	0.55	4.68	0.36	0.00	0.01	0.33	0.00	0.00	N/A	N/A	Yes	No	No	No								0	0	11/05/20	01/20/23	10/10/23	Caltrans	Caltrans	Caltrans	Caltrans
1216000070	SHOPP	ORA	022	OGAC, drainage, delineation, ADA	0.00	0.72	0.00	0.00	0.00	0.08	0.00	0.00	SHOPP	2016	No	Yes	Yes	No	127%	559,000	708,000	0	381,000	0	327,000	0	0	08/29/19	09/30/20	12/31/22	Caltrans	Caltrans	Caltrans	Caltrans
1216000078	SHOPP	ORA	091	OGAC resurfacing, loop detectors, delineation, bringing ADA to standard and guard rail.	0.00	0.24	0.00	0.74	0.00	0.16	0.00	0.00	SHOPP	2016	No	Yes	Yes	No								0	0	03/01/19	09/01/19	06/01/20	Caltrans	Caltrans	Caltrans	Caltrans
1216000091	SHOPP	ORA	261	Install double throe Beam Median Barrier.	0.00	0.95	0.00	0.00	0.00	0.14	0.00	0.00	SHOPP	2016	No	Yes	Yes	No	144%	510,000	732,000	0	412,000	0	320,000	0	0	07/15/19	03/15/20	03/15/21	Caltrans	Caltrans	Caltrans	Caltrans
1216000097	SHOPP	ORA	VAR	Install & modify ITS elements	0.00	3.97	0.27	0.00	0.00	0.06	0.00	0.00	SHOPP	2016	Yes	No	No	No	67%	8,820,000	5,895,000	1,655,000	2,030,000	180,000	2,030,000	0	375,910	01/04/21	02/01/22	07/25/22	Caltrans	Caltrans	Caltrans	Caltrans
1216000117	SHOPP PA	ORA	057	Regrade slopes, add Design pollution Preventation; add landscape vegetation; treatment site BMP's if criteria is met.	1.95	0.00	0.00	0.00	0.02	0.00	0.00	0.00	N/A	N/A	No	No	No	No								0	0	10/01/22	08/09/24	10/16/28	Caltrans	Caltrans	Caltrans	Caltrans
1216000120	SHOPP	ORA	001	Install outer Separation barrier, add shoulder rumble stripe, add AC dike and place delineators on the AC dikes.	0.79	0.76	0.00	0.00	0.00	0.00	0.00	0.00	SHOPP	2016	Yes	No	No	No	140%	1,148,000	1,612,000	515,000	605,000	0	492,000	0	0	06/01/20	06/15/21	06/15/22	Caltrans	Caltrans	Caltrans	Caltrans
1216000122	SHOPP	ORA	039	Install Signal Modification, Safety Lighting, refresh Stripe and bring ADA to standard.	0.05	1.29	0.00	0.00	0.00	0.02	0.00	0.00	SHOPP	2016	Yes	Yes	Yes	No	108%	820,000	883,000	303,000	320,000	0	260,000	0	0	12/01/19	12/01/20	02/01/23	Caltrans	Caltrans	Caltrans	Caltrans
1216000123	SHOPP	ORA	005	High friction surface treatment.	0.00	2.04	0.00	0.00	0.00	0.12	0.00	0.00	SHOPP	2016	No	Yes	Yes	No	123%	1,450,000	1,778,000	0	1,285,000	0	493,000	0	0	11/15/19	11/13/20	11/15/21	Caltrans	Caltrans	Caltrans	Caltrans
1216000124	SHOPP PA	ORA	091	Overhead Sign Structure	1.14	0.94	0.00	0.00	0.07	0.45	0.00	0.00	N/A	N/A	Yes	No	No	No								0	0	01/02/21	09/01/21	09/02/22	Caltrans	Caltrans	Caltrans	Caltrans
1216000129	SHOPP PA	ORA	022	Improve drainage in both dir. grading PCC; resurface AC pavement with OGAC; pavement delineation. Install safety lighting. repic med barrier; new OH sign structure.	0.00	4.85	0.00	0.00	0.00	0.42	0.00	0.00	N/A	N/A	No	No	No	No								0	0	04/01/21	04/01/23	06/01/25	Caltrans	Caltrans	Caltrans	Caltrans
1216000130	PARTNERSHIP	ORA	241	Construct Oso Parkway Interchange.	0.00	0.00	0.00	0.91	0.00	0.00	0.00	0.26	N/A	N/A	No	No	No	No								0	614,584	03/01/18	12/01/19	05/01/20	Caltrans	Orange Co. Trans Corridor Agency	Orange Co. Trans Corridor Agency	Orange Co. Trans Corridor Agency
1216000133	SHOPP	ORA	133	Establish a detention basin, construct trapeaoidal concrete channel along the southbound, and regrade the flow path to prevent flooding.	0.55	1.06	1.46	0.00	0.01	0.01	0.00	0.00	N/A	N/A	Yes	No	No	No	144%	3,562,000	5,129,000	1,463,000	1,712,000	766,000	1,188,000	0	0	01/05/21	08/08/23	08/08/28	Caltrans	Caltrans	Caltrans	Caltrans
1217000003	SHOPP PA	ORA	VAR	Upgrade to current Seismic Standard by strengthening both bridge substructure and superstructure components.	1.49	0.23	0.00	0.00	1.99	0.04	0.00	0.00	N/A	N/A	No	No	No	No								0	0	09/09/21	10/02/23	12/03/24	Caltrans	Caltrans	Caltrans	Caltrans
1217000005	REAL PROPERTY SERVICES	ORA	VAR	Sale of Excess Land	0.00	0.00	0.32	0.00	0.00	0.00	0.00	0.00	N/A	N/A	No	No	No	No								0	166,917			12/26/24	Caltrans	Caltrans	Caltrans	Caltrans
1217000006	REAL PROPERTY SERVICES	ORA	VAR	Property Management	0.00	0.00	0.14	0.00	0.00	0.00	0.00	0.00	N/A	N/A	No	No	No	No								0	124,130			12/26/24	Caltrans	Caltrans	Caltrans	Caltrans
1217000016	REAL PROPERTY SERVICES	ORA	VAR	Relinquishment Work	0.00	0.00	0.11	0.00	0.00	0.00	0.00	0.00	N/A	N/A	No	No	No	No								0	229,262			01/17/25	Caltrans	Caltrans	Caltrans	Caltrans
1217000042	SHOPP PA	ORA	090	Modify Signal, Install LED, Add safety lighting, refresh pvmnt delineation and ADA if needed.	0.81	0.49	0.20	0.00	0.00	0.00	0.00	0.00	N/A	N/A	Yes	No	No	No								0	0	09/01/20	09/01/21	06/01/22	Caltrans	Caltrans	Caltrans	Caltrans
1217000056	SHOPP	ORA	VAR	Legal Support by Capital Outlay Support Staff	0.00	0.69	0.28	0.18	0.00	0.00	0.00	0.00	N/A	N/A	No	No	No	No								0	0			05/13/25	Caltrans	Caltrans	Caltrans	Caltrans
1217000067	SHOPP	ORA	074	Ortega Highway Slope embankment Repairs.	0.00	0.00	0.02	0.00	0.00	0.00	0.00	0.00	SHOPP	2016	No	No	Yes	Yes	47%	1,502,000	700,000	150,000	100,000	150,000	300,000	978,705	495,752	02/22/23	07/01/18	07/31/18	Caltrans	Caltrans	Caltrans	Caltrans
1217000080	SHOPP PA	ORA	039	Modify signal, add safety lighting, ladder stripes on cross walk, refresh delineation and ADA if needed.	0.00	0.68	0.00	0.00	0.00	0.00	0.00	0.00	N/A	N/A	No	No	No	No								0	0	08/01/20	03/07/22	05/06/24	Caltrans	Caltrans	Caltrans	Caltrans
1217000082	SHOPP PA	ORA	022	Modify signal, add safety lighting, refresh striping and pavement markings and ADA if needed.	0.89	0.00	0.00	0.00	0.00	0.00	0.00	0.00	N/A	N/A	No	No	No	No								0	0	01/21/21	01/21/22	03/22/24	Caltrans	Caltrans	Caltrans	Caltrans
1217000088	SB1 RMRA	ORA	VAR	Repair and replacement of of non functional field detection system.	0.00	4.29	0.00	0.00	0.00	0.27	0.00	0.00	SHOPP	2016	No	No	No	No	59%	6,554,000	3,860,000	0	2,060,000	0	1,800,000	0	0	12/15/20	07/01/22	09/01/24	Caltrans	Caltrans	Caltrans	Caltrans
1217000104	SHOPP PA	ORA	057	Install HFST, loop detectors, safety devices & localized slope paving	0.00	0.71	0.00	0.00	0.00	0.00	0.00	0.00	N/A	N/A	Yes	No	No	No								0	0	05/20/21	05/20/22	07/22/24	Caltrans	Caltrans	Caltrans	Caltrans
1217000112	SHOPP PA	ORA	005	Wet pavement mitieation	1.47	0.01	0.00	0.00	0.06	0.00	0.00	0.00	N/A	N/A	Yes	No	No	No								0	0	04/01/21	08/19/21	06/14/22	Caltrans	Caltrans	Caltrans	Caltrans
1217000114	SHOPP PA	ORA	001	Upgrade signals and signal timing of SB SR 1 left turn movement onto EB Superior Ave	0.65	0.00	0.00	0.00	0.16	0.00	0.00	0.00	N/A	N/A	No	No	No	No								0	0	02/22/22	05/04/23	05/06/24	Caltrans	Caltrans	Caltrans	Caltrans
1217000115	SHOPP PA	ORA	055	Remove and replace existing "End Freeway" bridge mounted sign, and install roadside "Watch for stopped vehicles" (SW60 (CA)signs	0.78	1.26	0.00	0.00	0.00	0.07	0.00	0.00	N/A	N/A	Yes	No	No	No								0	0	12/28/20	09/23/21	06/06/22	Caltrans	Caltrans	Caltrans	Caltrans
1217000125	SHOPP PA	ORA	090	Modify signals, add safety lighting, bring ADA facilities to standard, refresh striping	0.62	0.00	0.00	0.00	0.00	0.00	0.00	0.00	N/A	N/A	No	No	No	No								0	0	09/03/21	10/05/22	10/04/23	Caltrans	Caltrans	Caltrans	Caltrans
1218000032	REAL PROPERTY SERVICES	ORA	VAR	Inverse Condemnation	0.00	0.00	0.29	0.00	0.00	0.00	0.00	0.00	N/A	N/A	No	No	No	No								0	0					Caltrans		
1218000056	SHOPP PA	ORA	001		0.00	2.82	0.62	0.00	0.00	0.01	0.00	0.00	N/A	N/A	No	No	No	No								0	0	11/09/20	11/09/21	11/07/22	Caltrans	Caltrans	Caltrans	Caltrans
1218000069	REAL PROPERTY SERVICES	ORA	VAR	Perfect RW Title Over USA Lands	0.00	0.00	0.47	0.00	0.00	0.00	0.00	0.00	N/A	N/A	No	No	No	No								0	0					Caltrans		
01MINOR	SHOPP	VAR	VAR	District 1 Minor Projects	0.00	17.63	0.00	9.49	0.00	1.32	0.00	0.71	N/A	N/A	No	No	No	No	N/A													Caltrans	Caltrans	Caltrans	Caltrans
02MINOR	SHOPP	VAR	VAR	District 2 Minor Projects	0.00	23.25	0.00	12.52	0.00	2.20	0.00	1.19	N/A	N/A	No	No	No	No	N/A													Caltrans	Caltrans	Caltrans	Caltrans
03MINOR	SHOPP	VAR	VAR	District 3 Minor Projects	0.00	16.45	0.00	8.86	0.00	3.64	0.00	1.96	N/A	N/A	No	No	No	No	N/A													Caltrans	Caltrans	Caltrans	Caltrans
04MINOR	SHOPP	VAR	VAR	District 4 Minor Projects	0.00	33.63	0.00	18.11	0.00	1.32	0.00	0.71	N/A	N/A	No	No	No	No	N/A													Caltrans	Caltrans	Caltrans	Caltrans
05MINOR	SHOPP	VAR	VAR	District 5 Minor Projects	0.00	19.63	0.00	10.57	0.00	0.88	0.00	0.47	N/A	N/A	No	No	No	No	N/A													Caltrans	Caltrans	Caltrans	Caltrans
06MINOR	SHOPP	VAR	VAR	District 6 Minor Projects	0.00	31.06	0.00	16.72	0.00	0.66	0.00	0.36	N/A	N/A	No	No	No	No	N/A													Caltrans	Caltrans	Caltrans	Caltrans
07MINOR	SHOPP	VAR	VAR	District 7 Minor Projects	0.00	35.82	0.00	19.29	0.00	1.32	0.00	0.71	N/A	N/A	No	No	No	No	N/A													Caltrans	Caltrans	Caltrans	Caltrans
08MINOR	SHOPP	VAR	VAR	District 8 Minor Projects	0.00	27.81	0.00	14.97	0.00	0.88	0.00	0.47	N/A	N/A	No	No	No	No	N/A													Caltrans	Caltrans	Caltrans	Caltrans
09MINOR	SHOPP	VAR	VAR	District 9 Minor Projects	0.00	10.14	0.00	5.46	0.00	0.44	0.00	0.24	N/A	N/A	No	No	No	No	N/A													Caltrans	Caltrans	Caltrans	Caltrans
10MINOR	SHOPP	VAR	VAR	District 10 Minor Projects	0.00	19.83	0.00	10.68	0.00	0.33	0.00	0.18	N/A	N/A	No	No	No	No	N/A													Caltrans	Caltrans	Caltrans	Caltrans
11MINOR	SHOPP	VAR	VAR	District 11 Minor Projects	0.00	19.83	0.00	10.68	0.00	0.00	0.00	0.00	N/A	N/A	No	No	No	No	N/A													Caltrans	Caltrans	Caltrans	Caltrans
12MINOR	SHOPP	VAR	VAR	District 12 Minor Projects	0.00	13.90	0.00	7.48	0.00	0.66	0.00	0.36	N/A	N/A	No	No	No	No	N/A													Caltrans	Caltrans	Caltrans	Caltrans

Notes

[1]Some project budgets include unfunded need reported in CTIPS

[2]Support to Capital % calculation only includes projects where Construction Capital is programmed and all support phases are programmed

[3]Construction start date estimated as Approved Contract (Milestone 500). Source is PRSM

[4]Construction end date estimated as Contract Acceptance Date (Milestone 600). Source is PRSM.

[5]Project end date estimated as End Project (Milestone 800). Source is PRSM.

CA - Contract Acceptance

MINOR - SHOPP Minor lump sum FTE allocated to each District

PARTNERSHIP - Measure or local funded support. Not programmed in STIP or SHOPP.

PARTNERSHIP PA - Measure or local funded support pending cooperative agreement

PA&ED - Project Approval & Environmental Document

RTL - Ready To List

RW Cert - Right of Way Certification

SB1 CCP PA - Senate Bill 1 Congested Corridors Program pending amendment

SB1 RMRA - Senate Bill 1 Road Rehabilitation and Maintenance Account

SB1 TCEA PA - Senate Bill 1 Trade Corridors Enhancement Account pending amendment

SHOPP PA - Pending ammendment in 2018 SHOPP

STIP PA - Pending ammendment in 2018 STIP

Cells shaded gray indicate projects that are Real Property Services, Geotechnical Boring Compliance, pending amendment, pending cooperative agreement, or where Caltrans is not the implementing agency

Attachment 2
Support to Capital Ratios for Projects Completed in Fiscal Year 2016-17

EFIS ID	CD	EA5	PPNO	County	Route	Work Description	Total Support ($)	Total Capital ($)	Support/Capital (%)	Document
0100020308	01	0A490	2308	HUM	299	CURVE IMPROVEMENT	$ 1,208,324	$ 3,940,600	31%	SHOPP
0100020425	01	0A520	2311	HUM	299	CURVE IMPROVEMENT	$ 1,489,134	$ 2,925,900	51%	SHOPP
0112000003	01	0B000	3083	LAK	020	REPLACE HOT MIX ASPHALT, APPLY GAP GRADED RUBBERIZED HOT MIX ASPHALT	$ 4,145,678	$ 19,097,000	22%	SHOPP
0100020445	01	0B080	1071	DN	101	AC OVERLAY	$ 1,042,783	$ 3,839,000	27%	SHOPP
0112000115	01	0B310	1081	DN	199	CONSTRUCT BUTTRESSES	$ 1,325,418	$ 2,037,600	65%	SHOPP
0112000120	01	0B360	2334	HUM	036	RECONSTRUCT ROADWAY & DRAINAGE	$ 1,546,444	$ 1,318,600	117%	SHOPP
0112000124	01	0B400	2338	HUM	101	RECONSTRUCT ROADWAY & DRAINAGE	$ 1,104,489	$ 1,705,100	65%	SHOPP
0112000130	01	0B450	2343	HUM	299	REPAIR SLIDES & SLIPOUTS	$ 1,077,972	$ 1,910,500	56%	SHOPP
0112000131	01	0B470	4547	MEN	001	REPAIR SLIPOUT	$ 543,232	$ 243,200	223%	SHOPP
0112000139	01	0B570	4557	MEN	253	CONSTRUCT SOLDIER PILE WALL	$ 2,194,416	$ 2,716,800	81%	SHOPP
0112000221	01	0C120	4565	MEN	001	Repair Slipout	$ 354,400	$ 226,000	157%	SHOPP
0112000286	01	0C460	2364	HUM	299	PAVEMENT REHAB	$ 1,035,665	$ 5,316,000	19%	SHOPP
0114000015	01	0E200	4602	MEN	001	REHAB BRIDGES	$ 724,944	$ 1,606,700	45%	SHOPP
0114000026	01	0E230	2394	HUM	101	REHABILITATE BRIDGE DECK	$ 788,521	$ 1,966,000	40%	SHOPP
0114000006	01	0E280	7013	MEN	101	INSTALL CENTERLINE & SHOULDER RUMBLE STRIPS	$ 405,892	$ 832,800	49%	SHOPP
0114000098	01	0E540	7014	VAR	VAR	WATER CONSERVATION MEASURES	$ 51,070	$ 819,230	6%	SHOPP
0115000002	01	0E710	1104	DN	101	REPAIR CULVERT AND ROADWAY SINK	$ 1,489,679	$ 5,550,000	27%	SHOPP
0115000051	01	0E970	4618	MEN	101	REPAIR SLIDE	$ 48,951	$ 1,200,000	4%	SHOPP
0116000043	01	0F670	3108	LAK	VAR	REPAIR FIRE DAMAGE	$ 2,106,457	$ 15,000,000	14%	SHOPP
0116000064	01	0F800	3109	LAK	020	EMERGENCY FIRE DAMAGE REPAIR	$ 337,062	$ 1,725,000	20%	SHOPP
0116000104	01	0F940	2446	HUM	36	REPAIR DRAINAGE & SLIPOUTS	$ 127,225	$ 610,000	21%	SHOPP
0116000117	01	0G030	1119	DN	101	REPAIR LANDSLIDE	$ 609,840	$ 2,020,000	30%	SHOPP
0116000133	01	0G180	4642	MEN	001	REPAIR ABUTMENT EROSION	$ 166,298	$ 925,000	18%	SHOPP
0116000140	01	0G230	2450	HUM	299	STABILIZE SLOPE AND RECONSTRUCT ROADWAY	$ 105,914	$ 1,265,000	8%	SHOPP
0116000141	01	0G240	2451	HUM	299	REPAIR CULVERT	$ 73,501	$ 760,000	10%	SHOPP
0117000020	01	0G560	4653	MEN	101	REPAIR BRIDGE HIT	$ 53,453	$ 1,110,000	5%	SHOPP
0117000082	01	0G980	2475	HUM	254	REPAIR STORM DAMAGE	$ 43,191	$ 510,000	8%	SHOPP
0117000088	01	0H040	3115	LAK	020	REPAIR & STABILIZE LANDSLIDE	$ 32,760	$ 505,000	6%	SHOPP
0117000089	01	0H050	1126	DN	101	REPAIR SLOPE & REPAIR CULVERT	$ 71,131	$ 610,000	12%	SHOPP
0100000137	01	37817	4506	MEN	128	CULVERT REHABILITATION	$ 4,186,618	$ 2,139,100	196%	SHOPP
0112000022	01	38560	3087	LAK	29	SCOUR MITIGATION	$ 674,566	$ 303,000	223%	SHOPP
0100000331	01	47490	4459	MEN	001	REPAIR STORM DAMAGE	$ 5,516,187	$ 5,855,000	94%	SHOPP
0100000478	01	49370	2278	HUM	096	SHOULDER WIDENING/LIGHT GUARD CROSSWALK	$ 1,395,677	$ 2,297,800	61%	SHOPP
0114000085	01	4939U	4594	MEN	020	CONSTRUCT TURNOUTS	$ 809,613	$ 1,401,900	58%	SHOPP
0100020262	01	49771	4513	MEN	001	PERMANENT RESTORATION	$ 1,217,508	$ 878,200	139%	SHOPP
01 - SUM							**$ 38,104,013**	**$ 95,166,030**	**40%**	
0214000145	02	0H210	3574	VAR	VAR	Upgrade signs to retro-reflective	$ 825,597	$ 2,395,400	34%	SHOPP
0214000156	02	0H290	3576	VAR	VAR	Install rumble strips	$ 361,527	$ 643,500	56%	SHOPP
0216000151	02	0H770	3662	SIS	096	Replace Culverts	$ 93,226	$ 505,000	18%	SHOPP
0216000011	02	1H430	3612	SIS	005	Grinder Dig-outs to remove and replace defective HMA	$ 104,686	$ 1,060,000	10%	SHOPP
0217000094	02	1H490	3681	LAS	395	Place RSP and repair structural section.	$ 28,831	$ 1,500,000	2%	SHOPP
0216000092	02	2H090	3654	TRI	299	Remove Slide, Install wire mesh rock drapery.	$ 554,748	$ 980,000	57%	SHOPP
0216000103	02	2H120	3656	SIS	096	Repair slipout	$ 260,172	$ 1,605,000	16%	SHOPP
0216000064	02	2H230	3649	TRI	299	Remove loose soil, grade slope, place cable net drapery system, AC and	$ 364,506	$ 1,310,000	28%	SHOPP
0216000073	02	2H300	3650	SIS	96	Remove slide	$ 74,585	$ 600,000	12%	SHOPP
0216000113	02	2H530	3658	TRI	299	Place rock buttress, install horizontal drains and underdrains.	$ 78,502	$ 555,000	14%	SHOPP
0216000110	02	2H560	3659	TRI	003	Repair slipout	$ 980,035	$ 10,075,000	10%	SHOPP
0217000005	02	2H670	3666	SHA	005	Reconstruct embankment	$ 28,324	$ 1,310,000	2%	SHOPP
0200020157	02	3E730	3455	SIS	005	Replace Bridge	$ 2,514,873	$ 5,086,700	49%	SHOPP
0217000052	02	3H010	3675	SHA	299	Slide Clean up	$ 137,481	$ 1,550,000	9%	SHOPP
0200020285	02	4E440	3466	MOD	139	Pavement Rehabilation	$ 2,655,203	$ 20,167,500	13%	SHOPP
0214000051	02	4E812	3479A	VAR		Widen, pave and lighting at chain control locations	$ 1,365,215	$ 3,199,500	43%	SHOPP
0212000062	02	4E890	3480	SHA	299	CURVE IMPROVEMENT	$ 1,424,951	$ 2,384,200	60%	SHOPP
0213000013	02	4F610	3517	VAR	005	Remove existing AC, repair unsound concrete, place polyester concrete	$ 1,268,878	$ 4,348,200	29%	SHOPP
02 - SUM							**$ 13,121,339**	**$ 59,275,000**	**22%**	
0314000271	03	0C471	8655	YOL	016	Shoulder widening and curve correction	$ 18,725,392	$ 3,088,600	606%	SHOPP
0312000075	03	0F370	3707	GLE	005	LOWER ROADWAY PROFILE TO IMPROVE VERTICAL CLEARANCE	$ 2,408,719	$ 5,901,100	41%	SHOPP
0300000100	03	0F690	2282	BUT	070	REPLACE BRIDGE	$ 3,438,132	$ 3,061,500	112%	SHOPP
0314000027	03	0G030	3307	VAR	VAR	Bridge deck rehabilitation work at 8 locations	$ 1,352,161	$ 2,982,800	45%	SHOPP
0314000029	03	0G050	8569	YOL	000	Place bridge deck preventative maintenance polyester and methacrylate	$ 905,170	$ 2,674,100	34%	SHOPP
0315000222	03	0H590	6243	VAR	050	Improve water use systems to reduce water use on state facilities	$ 245,456	$ 845,000	29%	SHOPP
0315000223	03	0H600	3995	NEV	020	Modify or replace irrigation system components to reduce water use on	$ 470,500	$ 1,280,000	37%	SHOPP
0316000007	03	0H710	3789	59V	032	Install edge line rumble strips and shoulder rumble strips	$ 274,421	$ 436,800	63%	SHOPP
0316000009	03	0H730	8919	59V	VAR	Install ground-in centerline and shoulder rumble strips.	$ 338,062	$ 383,900	88%	SHOPP
0316000036	03	0H940	2434	BUT	099	water reduction measures in Chico area	$ 115,142	$ 810,000	14%	SHOPP
0316000037	03	0H950	6410	SAC	051	water reduction measures - SAC 51	$ 122,706	$ 1,616,000	8%	SHOPP
0316000042	03	0H990	5710	59V	VAR	Install centerline rumble strips and shoulder rumble strips	$ 373,323	$ 365,800	102%	SHOPP
0300000223	03	1A842	3453B	ED	089	STORM WATER QUALITY IMPROVEMENTS O/L, ADD DIKES AND RETENTION BASINS	$ 10,877,482	$ 13,526,000	80%	SHOPP
0300000224	03	1A843	3453C	ED	089	STORM WATER QUALITY IMPROVEMENTS O/L, WIDEN, ADD DIKES & RET BASINS	$ 6,860,168	$ 11,115,700	62%	SHOPP
0312000004	03	1F260	8005	SIE	089	Construct two wildlife undercrossings and wildlife barriers.	$ 1,168,457	$ 2,093,700	56%	SHOPP
0300020426	03	1F990	2108	BUT	032	ADA compliance curb ramps, signal, sidewalks cross slopes, etc.	$ 2,148,932	$ 1,613,100	133%	SHOPP
0316000069	03	1H210	2289	59V	VAR	Emergency Project - Water conservation measures	$ 103,229	$ 286,000	36%	SHOPP
0316000165	03	1H480	3630	ED	193	Remove existing gabion retaining system, place soldier pile wall, reco	$ 859,077	$ 750,000	115%	SHOPP
0316000175	03	1H510	2113	BUT	032	Repair slipout, replace structural section in EB lane, and reconstruct	$ 70,515	$ 400,000	18%	SHOPP
0316000218	03	1H650	4126	59V	VAR	Culvert and erosion repairs.	$ 113,832	$ 490,000	23%	SHOPP
0316000225	03	1H660	8504	SUT	113	Replace existing culver and repair the roadway and shoulder.	$ 52,600	$ 500,000	11%	SHOPP
0316000235	03	1H670	7798	SIE	049	Construct a soldier pile retaining wall, reconstruct MBGR, and rebuild	$ 194,005	$ 1,600,000	12%	SHOPP
0316000267	03	1H750	5864	SAC	005	Replace PCC slabs	$ 132,586	$ 710,000	19%	SHOPP
0317000017	03	1H890	5128	PLA	080	Replace failed culvert.	$ 340,758	$ 1,680,000	20%	SHOPP
0300020612	03	2F330	2428	BUT	099	RHMA-O (OGFC) and HMA-A Overlay	$ 2,066,296	$ 9,982,200	21%	SHOPP
0300020632	03	2F600	3126	ED	049	Upgrade curb ramps, sidewalk and adjust turn lane to install crosswalk	$ 1,636,258	$ 1,070,000	153%	SHOPP
0313000316	03	2F630	5851	SAC	005	CREATE A LONGER DECELERATION LANE	$ 1,103,813	$ 1,197,700	92%	SHOPP
0317000087	03	2H260	9057	YOL	084	Replace 2ft of structural section	$ 116,738	$ 1,230,000	9%	SHOPP

Attachment 2
Support to Capital Ratios for Projects Completed in Fiscal Year 2016-17

EFIS ID	CD	EA5	PPNO	County	Route	Work Description	Total Support ($)	Total Capital ($)	Support/Capital (%)	Document
0317000112	03	2H440	3464	ED	089	Repair slopes and replace critical roadway elements.	$ 50,024	$ 1,380,000	4%	SHOPP
0317000174	03	2H710	7801	SIE	049	Remove and repair rock slide.	$ 25,691	$ 500,000	5%	SHOPP
0317000182	03	2H770	8665	YOL	016	Culvert repair.	$ 89,060	$ 310,000	29%	SHOPP
0317000183	03	2H780	9304	YOL	128	Repair slipout.	$ 89,055	$ 300,000	30%	SHOPP
0317000185	03	2H800	4130	SIE	049	Repair culverts and slope repair, and install RSP.	$ 66,974	$ 550,000	12%	SHOPP
0317000187	03	2H820	4131	NEV	049	Remove mudslides, repair roadway and damaged shoulder backing.	$ 137,683	$ 1,250,000	11%	SHOPP
0317000215	03	2H990	7804	SIE	049	Interim repair of SB lane.	$ 244,181	$ 3,050,000	8%	SHOPP
0300000473	03	3E100	5095	PLA	080	VERTICAL CLEARANCE FOR PERMIT VEH	$ 13,893,194	$ 26,515,000	52%	SHOPP
0312000097	03	3F170	5834	SAC	005	ROADSIDE PAVEMENT AND SAFE ACCESS FOR MAINTENANCE EMPLOYEES	$ 1,079,647	$ 2,975,200	36%	SHOPP
0312000219	03	3F340	7284	SAC	160	PAINT ENTIRE BRIDGE	$ 2,887,588	$ 10,100,800	29%	SHOPP
0313000143	03	3F640	6903	SAC	099	REPLACE AND LENGTHEN CONCRETE, REPLACE SENSORS FOR CABINET CONTROLLER,	$ 691,651	$ 1,535,400	45%	SHOPP
0300000725	03	4E860	5580	PLA	193	CURVE IMPROVEMENTS AND WIDENING	$ 6,913,307	$ 8,999,700	77%	SHOPP
0314000010	03	4F020	4897	PLA	065	RHMA-O (OGFC) and HMA-A Overlay	$ 1,842,340	$ 7,973,600	23%	SHOPP
0314000016	03	4F040	9731	YUB	065	HMA overlay	$ 1,430,479	$ 3,833,300	37%	SHOPP
0314000020	03	4F070	6236	SAC	050	Widen Structure, extend weave lane, and add ramp metering.	$ 1,288,991	$ 6,506,000	20%	SHOPP
0314000040	03	4F130	6237	SAC	050	Place High Friction Surface treatment	$ 905,922	$ 2,354,400	38%	SHOPP
0314000092	03	4F270	6709	VAR	000	install and/or modify signals and signs to reduce collisions	$ 670,379	$ 264,700	253%	SHOPP
0314000244	03	4F710	6406	SAC	VAR	Replace sign panels and upgrade sign structures as needed	$ 1,048,456	$ 2,910,200	36%	SHOPP
0300020038	03	4M200	2789	COL	005	SUB-SCOUR MITIGATION-7 BRIDGES	$ 1,333,049	$ 949,800	140%	SHOPP
0300001086	03	0F880	5827	SAC	005	INSTALL NATIVE LANDSCAPING	$ 207,274	$ 750,000	28%	STIP
0300000115	03	0F890	8365	SUT	099	INSTALL NATIVE LANDSCAPING	$ 146,445	$ 750,000	20%	STIP
03 - SUM							**$ 91,655,320**	**$ 155,448,100**	**59%**	
0400000040	04	01407	0063Y	ALA	080	PLANTING AND IRRIGATION SYSTEM	$ 1,774,952	$ 1,014,000	175%	SHOPP
0413000340	04	0G641	0756	SON	116	REPAIR SEISMIC DEFICIENCIES OF RUSSIAN RIVER VIADUCTS AT PM 10.38 AND	$ 1,723,828	$ 555,800	310%	SHOPP
0400001989	04	0G720	0552	SCL	152	UPGRADE INTERSECTION AND INSTALL TRAFFIC SIGNAL	$ 1,585,362	$ 2,478,900	64%	SHOPP
0413000459	04	0J350	0482Q	ALA	880	Install rock slope protection (RSP).	$ 711,611	$ 420,900	169%	SHOPP
0413000466	04	0J400	0482U	59V	24		$ 1,284,191	$ 2,700,000	48%	SHOPP
0414000060	04	0J780	0480H	ALA	980	REPLACE FIRE ALARM SYSTEM.	$ 671,737	$ 7,291,937	9%	SHOPP
0416000031	04	0K050	1491N	SM	280		$ 764,677	$ 890,000	86%	SHOPP
0416000057	04	0K170	1491M	SON	001		$ 314,557	$ 710,000	44%	SHOPP
0416000075	04	0K330	1493J	SOL	080		$ 184,067	$ 760,000	24%	SHOPP
0416000090	04	0K460	1494A	SCL	085		$ 439,940	$ 520,000	85%	SHOPP
0416000122	04	0K660	1494J	SCL	087		$ 523,372	$ 870,000	60%	SHOPP
0416000135	04	0K760	1495D	ALA	580		$ 1,219,833	$ 1,300,000	94%	SHOPP
0416000149	04	0K850	1495P	SCL	880		$ 250,946	$ 1,040,000	24%	SHOPP
0416000155	04	0K880	1496D	NAP	128	Clear mudslide.	$ 689,919	$ 1,620,000	43%	SHOPP
0412000162	04	1A340	0385C	SCL	009	BRIDGE RAIL REPLACEMENT	$ 2,146,763	$ 2,031,500	106%	SHOPP
0400020617	04	1G850	0730G	SM	092	INSTALL OR MODIFY METAL BEAM GUARD RAILS	$ 1,559,795	$ 1,269,700	123%	SHOPP
0414000151	04	1J170	1480E	SON	001	Perform minor Asphalt Concrete Digouts and place 0.1' RHMA overlay.	$ 637,026	$ 2,269,300	28%	SHOPP
0414000153	04	1J190	1480W	ALA	13	PERFORM ASPHALT CONCRETE DIGOUTS AND PLACE 1.8 INCHES OF RUBBERIZED HO	$ 1,013,086	$ 4,633,800	22%	SHOPP
0414000286	04	1J590	1480Y	SM	001	CONSTRUCT RETAINING WAL, ROCK SLOPE PROTECTION, PAVED TRAIL AND INSTAL	$ 1,179,992	$ 802,500	147%	SHOPP
0414000303	04	1J630	0488P	SCL	101	REPLACE PCC SLABS, REPAIR JOINTS, RESURFACE MAINLINE (CAPM)	$ 4,009,483	$ 18,806,800	21%	SHOPP
0416000252	04	1K490	1497G	SM	1	REPAIR ERODED SLOPE WITH ROCK SLOPE PROTECTION	$ 92,285	$ 600,000	15%	SHOPP
0416000278	04	1K640	1499A	SCL	152	Construct launched soil nail wall.	$ 272,711	$ 1,010,000	27%	SHOPP
0416000294	04	1K660	1499C	SM	001		$ 83,202	$ 520,000	16%	SHOPP
0400020869	04	1SS03	0105A	ALA	580	CONSTRUCT SOLDIER PILE WALL	$ 3,372,932	$ 7,935,600	43%	SHOPP
0400020870	04	1SS04	0123A	ALA	580	INSTALL TIEBACK RETAINING WALL	$ 2,402,047	$ 1,595,500	151%	SHOPP
0412000617	04	1SS35	0116R	SON	101	Regrade slope.	$ 956,136	$ 750,000	127%	SHOPP
0412000519	04	1SS36	0797K	SON	101	Repair slipout.	$ 1,056,880	$ 906,500	117%	SHOPP
0412000618	04	1SS37	0815C	SON	121	CONSTRUCT CIDH PILE WALL TO RESIST SLIPOUT	$ 1,410,642	$ 1,014,900	139%	SHOPP
0412000601	04	1SS42	0272Q	ALA	680	REPAIR SLOPE AND INSTALL SLOPE PAVING.	$ 464,284	$ 231,000	201%	SHOPP
0412000606	04	1SS47	0277Q	CC	680	PLACE ROCK SLOPE PROTECTION, REPAIR DAMAGE CRIB WALL, AND RECONSTRUCT	$ 2,019,602	$ 3,273,100	62%	SHOPP
0413000088	04	28680	0182K	CC	004	WEIGH IN MOTION	$ 1,082,953	$ 2,145,200	50%	SHOPP
0400000785	04	29226	0054N	ALA	080	CONSTRUCT BIKEWAY	$ 10,350,578	$ 6,593,000	157%	SHOPP
0400000813	04	2A250	0483J	SCL	152	IMPROVE SIGHT DISTANCE, UPGRADE SHOULDERS, MINOR REALIGNMENT, TURN- OU	$ 15,551,405	$ 18,880,000	82%	SHOPP
0414000038	04	2A331	0076A	ALA	084	CONSTRUCT MINOR SAFETY IMPROVEMENTS	$ 3,749,023	$ 2,031,500	185%	SHOPP
0414000245	04	2G441	0026D	CC	080	Upgrade transition railing	$ 1,409,595	$ 2,327,700	61%	SHOPP
0414000246	04	2G451	0277E	CC	680	Upgrade transition railing	$ 1,560,891	$ 3,209,400	49%	SHOPP
0414000248	04	2G452	0277F	CC	680	UPGRADE 7 TRANSITION RAILING	$ 1,070,017	$ 345,600	310%	SHOPP
0415000361	04	2G481	0124J	ALA	013		$ 1,456,642	$ 990,200	147%	SHOPP
0414000005	04	2G501	0107G	ALA	013	Upgrade transition railing	$ 2,694,585	$ 5,210,100	52%	SHOPP
0414000064	04	2G521	0107H	ALA	580	UPGRADE TRANSITION RAILING AT VARIOUS LOCATIONS	$ 2,622,514	$ 3,776,300	69%	SHOPP
0414000065	04	2G522	0107M	ALA	580	UPGRADE TRANSITION RAILING AT VARIOUS LOCATIONS	$ 2,879,239	$ 2,232,700	129%	SHOPP
0412000008	04	2G850	0102R	ALA	580	Construct soldier pile tie-back wall	$ 2,812,897	$ 4,981,000	56%	SHOPP
0400021255	04	2G950	0640B	NAP	128	CONSTRUCT ROADWAY RETAINING SYSTEM	$ 1,962,408	$ 1,575,800	125%	SHOPP
0414000422	04	2J080	1480H	SM	280	RESURFACE ASPHALT CONCRETE PAVEMENT, REPLACE PCC SLABS (CAPM)	$ 3,784,773	$ 18,798,900	20%	SHOPP
0414000433	04	2J160	1480N	SOL	VAR	REPLACE OVERHEAD SIGN PANELS	$ 2,302,617	$ 945,600	244%	SHOPP
0414000435	04	2J180	1480Q	VAR	VAR	REPLACE OVERHEAD SIGN PANELS	$ 1,917,376	$ 2,125,000	90%	SHOPP
0414000502	04	2J420	1485N	SM	001		$ 198,201	$ 515,000	38%	SHOPP
0416000351	04	2K040	1499N	SON	116		$ 216,192	$ 1,000,000	22%	SHOPP
0416000392	04	2K230	1450G	SON	101		$ 404,463	$ 4,200,000	10%	SHOPP
0416000395	04	2K250	1451B	59V	VAR		$ 554,723	$ 3,420,000	16%	SHOPP
0416000433	04	2K510	2S990	MRN	001	Shift pavement.	$ 462,037	$ 1,110,000	42%	SHOPP
0400000967	04	3A870	0303B	CC	680	BRIDGE REHABILITATION	$ 10,447,227	$ 15,529,000	67%	SHOPP
0413000299	04	3E790	1480X	SM	101	SPOT BLAST AND PAINT	$ 1,307,903	$ 4,935,400	27%	SHOPP
0400021275	04	3G110	0819Q	SON	116	PLACE ROCK SLOPE PROTECTION	$ 1,224,394	$ 915,400	134%	SHOPP
0412000004	04	3G160	0225H	CC	024	REPAIR SLOPE SLIDE BY TIE BACK RETAINING WALL	$ 3,211,405	$ 3,982,000	81%	SHOPP
0412000152	04	3G680	8315Q	SM	101	CONSTRUCT ROADSIDE PAVEMENT, MVP'S AND ACCESS GATES	$ 1,049,656	$ 1,037,000	101%	SHOPP
0412000156	04	3G710	8315W	ALA	580	ROADSIDE SAFETY IMPROVEMENTS	$ 1,348,807	$ 1,380,100	98%	SHOPP
0412000170	04	3G760	0829Q	NAP	128	INSTALL SLOPE INDICATORS,INSTALL NEW HORIZONTAL DRAINS AND CLEAN EXIST	$ 1,228,186	$ 776,400	158%	SHOPP
0415000089	04	3J120	1487H	NAP	128		$ 455,140	$ 400,000	114%	SHOPP
0412000117	04	4A000	0355A	MRN	101	REPLACE BRIDGE RAILINGS AND REHABILITATE DECK.	$ 1,662,408	$ 2,003,700	83%	SHOPP
0415000178	04	4A091	0382D	NAP	029		$ 6,822,616	$ 9,440,000	72%	SHOPP
0414000178	04	4A361	1066A	SM	000	Replace Metal Beam Guardrail With Concrete Barrier	$ 1,593,091	$ 2,394,200	67%	SHOPP

Attachment 2
Support to Capital Ratios for Projects Completed in Fiscal Year 2016-17

EFIS ID	CD	EA5	PPNO	County	Route	Work Description	Total Support ($)	Total Capital ($)	Support/Capital (%)	Document
0412000481	04	4G470	0832F	MRN	580	UPGRADE BRIDGE RAILS.	$ 1,602,425	$ 1,866,600	86%	SHOPP
0414000053	04	4H221	0133S	ALA	580		$ 4,810,026	$ 14,312,600	34%	SHOPP
0413000240	04	4H660	0449Q	SCL	017		$ 2,252,034	$ 3,500,000	64%	SHOPP
0413000284	04	4H830	1480T	ALA	VAR	REPLACE JOINT SEALS, REPAIR SPALLS, TREATE BRIDGE DECK WITH METHACRYLA	$ 1,792,761	$ 2,967,035	60%	SHOPP
0413000300	04	4H900	0820J	SF	280	CONSTRUCT CONCRETE BARRIER AND RETAINING WALL AND WIDEN SHOULDER AND S	$ 1,590,379	$ 1,622,500	98%	SHOPP
0415000243	04	4J010	1489E	SON	101		$ 285,239	$ 1,100,000	26%	SHOPP
0415000313	04	4J270	1489R	SCL	280		$ 446,646	$ 1,700,000	26%	SHOPP
0415000347	04	4J430	1490G	SM	101		$ 650,594	$ 1,550,000	42%	SHOPP
0415000407	04	4J720	1491H	SON	101		$ 246,800	$ 500,000	49%	SHOPP
0417000308	04	4K420	1457E	SCL	152	Construct sheet pile wall and rock slope protection (RSP).	$ 196,346	$ 2,005,000	10%	SHOPP
0400001215	04	4S190	0816G	SON	116	CONSTRUCT SOLDIER PILE WALL	$ 3,672,916	$ 2,648,300	139%	SHOPP
0400000693	04	24544	0789E	SON	101	COLLEGE AVENUE WIDENING PROJECT	$ 3,015,893	$ 7,728,800	39%	STIP
0400020643	04	4A07U	0104	ALA	580	CONST TRUCK CLIMBING LN & RET WALLS	$ 18,467,425	$ 45,918,000	40%	STIP
04 - SUM							**$ 163,239,302**	**$ 286,446,772**	**57%**	
0500000317	05	0Q590	1988	SCR	009	POLLUTION SOURCE CONTROL	$ 3,354,901	$ 2,207,000	152%	SHOPP
0512000121	05	0Q631	1994Y	SLO	101	MITIGATION PLANTING AND IRRIGATION	$ 382,130	$ 200,000	191%	SHOPP
0500000363	05	0R510	2235	SCR	001	ADA CURB RAMPS AND MINOR SIDEWALKS	$ 5,087,482	$ 1,264,200	402%	SHOPP
0512000012	05	1A720	2333	SB	101	PAVEMENT PRESERVATION (CAP M)	$ 3,251,587	$ 10,732,200	30%	SHOPP
0512000019	05	1A760	2355	MON	001	PAVEMENT PRESERVATION (CAP M)	$ 2,270,991	$ 8,016,600	28%	SHOPP
0512000071	05	1C080	2356	SLO	101	ROADSIDE SAFETY IMPROVEMENTS	$ 1,430,488	$ 2,806,900	51%	SHOPP
0512000073	05	1C090	2357	MON	068	ROADSIDE SAFETY IMPROVEMENTS	$ 1,989,262	$ 2,806,000	71%	SHOPP
0512000106	05	1C240	2377	SLO	001	INSTALL RUMBLE STRIP	$ 1,317,399	$ 1,939,900	68%	SHOPP
0513000029	05	1E050	2470	MON	101	Improve roadside clear recovery zone	$ 1,259,367	$ 1,424,700	88%	SHOPP
0513000069	05	1F220	2496	SLO	000	Upgrade irrigation controllers and place mulch	$ 955,555	$ 1,500,000	64%	SHOPP
0514000048	05	1F730	2550	MON	156	MEDIAN BARRIER AND RUMBLE STRIP	$ 681,490	$ 962,300	71%	SHOPP
0514000072	05	1F890	2574	MON	001	Construct Viaduct	$ 2,400,332	$ 4,498,700	53%	SHOPP
0514000123	05	1G190	2589	VAR	101	Replace Overhead Signs with Retro-reflective sheeting	$ 1,193,790	$ 1,875,600	64%	SHOPP
0514000134	05	1G280	2592	VAR	VAR	Install Countdown Pedestrian Signal (CPS) / Accessible Pedestrian Sign	$ 1,111,912	$ 1,270,800	87%	SHOPP
0515000106	05	1G790	2615	59V	VAR	Controllers and irrigation systems at various locations in Santa Barba	$ 320,374	$ 500,000	64%	SHOPP
0515000107	05	1G800	2616	59V	VAR	Upgrade to Smart Irrigation Controllers, upgrade wells and irrigation	$ 433,406	$ 600,000	72%	SHOPP
0516000033	05	1H170	2642	SBT	25	Construct detour, remove rock and debris, and provide traffic control.	$ 135,634	$ 1,510,000	9%	SHOPP
0500020049	05	33077	0226G	SLO	046	CONVERT TO 4-LANE EXPRESSWAY	$ 14,428,282	$ 40,453,000	36%	STIP
0512000105	05	46381	4638Y	SB	101	UVP MITIGATION PLANTING	$ 441,844	$ 544,300	81%	STIP
05 - SUM							**$ 42,446,223**	**$ 85,112,200**	**50%**	
0600000353	06	0M050	6502	FRE	168	REALIGN CURVE	$ 2,820,277	$ 2,911,600	97%	SHOPP
0600020552	06	0N180	6622	KIN	198	INSTALL MEDIAN BARRIER	$ 1,577,714	$ 2,304,800	68%	SHOPP
0612000026	06	0N960	6587	KER	204	PLACE DECK OVERLAY, REPLACE JOINT SEALS & PAINT	$ 1,903,356	$ 7,968,450	24%	SHOPP
0612000091	06	0P140	6589	KER	005	REPLACE PCC PANELS, GRIND CONCRETE PAVEMENT & CRACK SEAL AC SHOULDERS	$ 8,014,182	$ 43,461,000	18%	SHOPP
0613000297	06	0R020	6690	KER	058	Install Temporary K-Rail and Friction Treatment	$ 351,371	$ 372,300	94%	SHOPP
0614000060	06	0R230	6702	FRE	041	Install High Friction Surface Treatment	$ 971,375	$ 1,971,500	49%	SHOPP
0614000164	06	0S270	6719	KER	395	RAC Overlay	$ 495,733	$ 5,375,500	9%	SHOPP
0614000115	06	0S350	3033	KIN	005	Construct High Tension Cable Median Barrier	$ 1,417,299	$ 5,169,000	27%	SHOPP
0614000207	06	0S650	6714	KER	005	Install Median Barrier	$ 537,324	$ 1,526,100	35%	SHOPP
0615000087	06	0T410	6742	VAR	VAR	Repair irrigation systems and replace booster pumps.	$ 624,223	$ 2,437,000	26%	SHOPP
0615000088	06	0T420	6743	FRE	VAR	Repair irrigation systems and replace booster pumps.	$ 1,120,109	$ 3,312,000	34%	SHOPP
0615000173	06	0T870	6748	TUL	099	Roadway Rehabilitation	$ 1,377,379	$ 4,102,500	34%	SHOPP
0617000172	06	0W130	6860	MPA	041	Repair slipout, stabilize slope, and repair roadway.	$ 127,269	$ 1,100,000	12%	SHOPP
0600000112	06	0G900	6606	MAD	041	CONSTRUCT PASSING LANES	$ 5,075,532	$ 11,865,800	43%	STIP
0600000936	06	0L050	A4360Y	KIN	198	HIGHWAY PLANTING	$ 940,779	$ 1,602,000	59%	STIP
0612000051	06	32451	6480Y	TUL	099	IRRIGATION, PLANTING AND PAVING	$ 1,299,861	$ 6,179,000	21%	STIP
0613000157	06	42471	3645A	KER	119	ADD TRUCK CLIMBING LANES	$ 3,390,965	$ 6,365,600	53%	STIP
06 - SUM							**$ 32,044,748**	**$ 108,024,150**	**30%**	
0717000205	07	1XA80	5168	LA	023		$ 192,877	$ 1,163,000	17%	SHOPP
0714000274	07	24320	3373	LA	005	REPLACE OVERHEAD & GROUND SIGN PANELS	$ 1,652,662	$ 3,012,300	55%	SHOPP
0700000431	07	24540	3529	LA	010	INTERCHANGE IMPROVEMENTS, CONSTRUCT DIRECTIONAL CONNECTOR	$ 9,798,999	$ 76,130,500	13%	SHOPP
0712000074	07	25200	3712	LA	405	PAVEMENT REHABILITATION	$ 4,493,354	$ 31,366,000	14%	SHOPP
0700020196	07	25920	3870	VAR	000	INSTALL SAND FILTERS & INFILTRATION DEVICES FOR WATER QUALITY	$ 1,535,434	$ 2,220,000	69%	SHOPP
0712000007	07	2769U	4187	LA	170	INSTALL PLANTS, IRRIGATION SYSTEM & SLOPE PAVING FOR EROSION & STORMWA	$ 1,097,723	$ 1,943,000	56%	SHOPP
0700020928	07	28760	4409	LA	101	INSTALL SAFETY LIGHT & MBGR BARRIER	$ 1,318,659	$ 1,931,600	68%	SHOPP
0700020957	07	28801	4413	LA	210	ROADWAY REHABILITATION	$ 10,531,750	$ 46,295,000	23%	SHOPP
0713000361	07	28802	4413A	LA	210	CONSTRUCT STORM WATER TREATMENT DEVICES	$ 1,809,326	$ 2,208,200	82%	SHOPP
0700021105	07	28850	4423	LA	405	REHABILITATE COMMERCIAL VEHICLE ENFORCEMENT FACILITY (TRUCK WEIGH STAT	$ 3,824,033	$ 5,218,000	73%	SHOPP
0713000002	07	29490	4581	LA	005	CAPITAL PREVENTIVE MAINTENANCE, ROADWAY REHABILITATION	$ 2,028,224	$ 12,201,000	17%	SHOPP
0713000014	07	29550	4585	LA	101	PAVEMENT REHABILITATION	$ 4,597,427	$ 22,023,000	21%	SHOPP
0713000024	07	29560	4589	LA	005	PAVEMENT REHABILITATION	$ 5,398,566	$ 27,523,000	20%	SHOPP
0713000232	07	29780	4621	LA	138	INST CENTERLINE&SHLDR RUMBLE STRIPS	$ 634,654	$ 1,695,600	37%	SHOPP
0713000438	07	2W700	4793	LA	010	JT SEAL,METH DECK,SPALL REPR,EPOXY	$ 918,817	$ 1,161,800	79%	SHOPP
0713000442	07	2W730	4794	LA	110	BRIDGE PRESERVATION / MINOR BRIDGE PREVENTIVE MAINTENANCE	$ 956,124	$ 1,222,900	78%	SHOPP
0713000437	07	2W740	4795	LA	110	BRIDGE PRESERVATION	$ 551,122	$ 1,156,200	48%	SHOPP
0714000218	07	30730	4768	LA	005	INSTALL RIGHT &LEFT SHOULDER RUMBLE STRIP	$ 898,115	$ 1,239,300	72%	SHOPP
0714000253	07	30870	4781	LA	005	UPGRADE IRRIGATION SYSTEM	$ 231,424	$ 1,200,000	19%	SHOPP
0714000255	07	30890	4783	LA	101	UPGRADE IRRIGATION SYSTEMS	$ 269,639	$ 1,500,000	18%	SHOPP
0714000282	07	30940	4789	LA	005	INSTALL HIGH FRICTION SURFACE TREATMENT	$ 723,360	$ 643,500	112%	SHOPP
0715000212	07	31660	4895	LA	001	SLOPE REPAIR	$ 1,502,299	$ 11,846,000	13%	SHOPP
0712000064	07	3X390	4437	LA	001	REPLACE ENTIRE CRIB WALL SYSTEM *EMERGENCY DIRECTOR'S ORDER	$ 1,785,664	$ 5,416,900	33%	SHOPP
0713000218	07	3X820	4619	LA	039	REPAIR DAMAGED SLOPE *DIRECTOR'S ORDER	$ 1,586,196	$ 2,511,000	63%	SHOPP
0713000324	07	3X910	4571	LA	010	REPAIR & REPLACE STOLEN ELECTRICAL WIRING; DIRECTOR'S ORDER, EMERGENCY	$ 3,356,313	$ 7,062,000	48%	SHOPP
0713000331	07	3X940	4574	LA	005	REPLACE AND RESTORE THEFT-DAMAGED FIBER OPTIC AND COMMUNICATION SYSTEM	$ 2,173,513	$ 4,450,000	49%	SHOPP
0712000204	07	4L221	3732A	LA	001	ROADWAY & SLOPE SOIL STABILIZATION	$ 4,024,718	$ 24,981,000	16%	SHOPP
0715000159	07	4X370	4757	VEN	001	REMOVE MUD/DEBRIS ,REPR DAMGEGE RWY	$ 1,144,587	$ 7,520,000	15%	SHOPP
0715000320	07	4X490	4824	VEN	101	UPGRADE IRRIGATION SYSTEM	$ 647,619	$ 3,000,000	22%	SHOPP
0715000321	07	4X500	4825	VEN	118		$ 706,411	$ 3,000,000	24%	SHOPP

Attachment 2
Support to Capital Ratios for Projects Completed in Fiscal Year 2016-17

EFIS ID	CD	EA5	PPNO	County	Route	Work Description	Total Support ($)	Total Capital ($)	Support/Capital (%)	Document
0715000322	07	4X510	4826	LA	002		$ 602,381	$ 2,500,000	24%	SHOPP
0715000323	07	4X520	4827	VEN	126		$ 316,670	$ 1,850,000	17%	SHOPP
0715000324	07	4X530	4828	VEN	101		$ 512,051	$ 3,000,000	17%	SHOPP
0715000326	07	4X540	4829	LA	101		$ 300,552	$ 3,000,000	10%	SHOPP
0715000327	07	4X550	4920	LA	134		$ 483,265	$ 2,600,000	19%	SHOPP
0715000329	07	4X570	4922	LA	405		$ 590,351	$ 2,100,000	28%	SHOPP
0715000330	07	4X580	4923	LA	405		$ 686,206	$ 2,500,000	27%	SHOPP
0715000340	07	4X600	4925	LA	105	REPLACE IRRIGATION CONTROLLERS WITH SMART CONTROLLERS	$ 512,294	$ 2,100,000	24%	SHOPP
0715000341	07	4X610	4926	LA	057	UPGRADE IRRIGATION SYSTEMS	$ 456,295	$ 2,300,000	20%	SHOPP
0715000343	07	4X630	4928	LA	210	UPGRADE IRRIGATION SYSTEMS	$ 691,781	$ 3,000,000	23%	SHOPP
0716000010	07	4X640	4929	LA	005		$ 1,245,754	$ 3,000,000	42%	SHOPP
0716000018	07	4X650	4938	LA	110		$ 330,786	$ 1,300,000	25%	SHOPP
0716000019	07	4X660	4939	LA	110		$ 620,381	$ 2,600,000	24%	SHOPP
0716000034	07	4X680	4941	LA	105		$ 282,790	$ 1,500,000	19%	SHOPP
0716000035	07	4X690	4942	LA	091		$ 594,663	$ 2,000,000	30%	SHOPP
0716000036	07	4X700	4943	LA	060		$ 383,380	$ 1,200,000	32%	SHOPP
0716000037	07	4X710	4944	LA	710		$ 532,165	$ 2,400,000	22%	SHOPP
0716000099	07	4X760	4949	VEN	001		$ 336,350	$ 3,000,000	11%	SHOPP
0716000177	07	4X790	4952	LA	001		$ 293,090	$ 825,000	36%	SHOPP
0716000230	07	4X800	4953	VEN	101		$ 746,379	$ 3,525,000	21%	SHOPP
0716000239	07	4X810	4954	LA	039		$ 443,841	$ 2,100,000	21%	SHOPP
0700001829	07	1219U	0158K	LA	005	WIDEN FREEWAY FOR HOV LANES & PAVEMENT REHABILITATION (SEGMENT 1)	$ 56,993,844	$ 120,524,900	47%	STIP
0700000490	07	26070	3918	VEN	101	WIDEN ROADWAY FOR HOV LANE	$ 30,341,482	$ 66,973,000	45%	STIP
0700021180	07	28450	4325	LA	014	LAMONT ODETT VISTA POINT TRANSPORTATION ENHANCEMENT	$ 1,015,184	$ 787,600	129%	STIP
07 - SUM							**$ 169,701,543**	**$ 549,526,300**	**31%**	
0800000324	08	0J850	0237R	SBD	138	REPLACE BRIDGE	$ 5,336,933	$ 6,517,000	82%	SHOPP
0800000467	08	0M200	0258N	RIV	371	CONSTRUCT 4 FT RIGHT SHOULDER ON BOTH DIRECTIONS OF SR-371	$ 3,979,907	$ 7,465,000	53%	SHOPP
0800020091	08	0P980	0191H	SBD	018	SIGNALIZE INTERSECTION. ADA REQUIREMENTS	$ 1,253,411	$ 552,264	227%	SHOPP
0812000032	08	0R220	0179H	SBD	018	INSTALL DOUBLE THRIE BEAM MEDIAN BARRIER	$ 2,084,101	$ 4,576,100	46%	SHOPP
0812000094	08	0R450	0170S	SBD	015	INSTALL VEGETATION CONTROL UNDER- NEATH METAL BEAM GUARDRAIL.	$ 711,282	$ 1,035,500	69%	SHOPP
0812000086	08	0R460	0080J	RIV	091	IMPROVE WORKER SAFETY CONDITIONS. UPGRADE GUARDRAIL AND ROADSIDE FACIL	$ 879,511	$ 1,450,500	61%	SHOPP
0812000087	08	0R470	0244G	SBD	215	IMPROVE WORKER SAFETY CONDITIONS, UPGRADE GUARDRAIL AND ROADSIDE FACIL	$ 994,682	$ 1,477,800	67%	SHOPP
0812000097	08	0R540	0160G	SBD	010	INSTALL ROCK BLANKET	$ 619,706	$ 976,500	63%	SHOPP
0812000218	08	0R950	0259S	RIV	371	CONSTRUCT LEFT TURN LANE	$ 1,606,992	$ 915,200	176%	SHOPP
0812000302	08	1C370	0096H	RIV	095	COLD PLANE 0.3' AND REPLACE WITH HOT MIX ASPHALT-TYPE A (HMA-A)	$ 1,800,910	$ 16,230,000	11%	SHOPP
0812000326	08	1C400	0111C	RIV	215	SANDBLAST/CLEAN AND APPLY METHACRYLATE SEALING TO DECK. REPLACE DAMAG	$ 596,846	$ 1,051,900	57%	SHOPP
0813000008	08	1C740	0059C	RIV	074	INSTALL TRAFFIC SIGNALS	$ 968,572	$ 456,100	212%	SHOPP
0813000046	08	1C840	0080M	RIV	091	PRESSURE WASH, SPOT BLAST CLEAN AND FULL PAINT BRIDGE.	$ 870,717	$ 1,709,300	51%	SHOPP
0813000082	08	1C910	0238R	SBD	095	INSTALL GROUND-IN RUMBLE STRIPS	$ 568,079	$ 376,100	151%	SHOPP
0813000118	08	1E020	0190H	SBD	018	INSTALL GROUND-IN RUMBLE STRIPS	$ 585,947	$ 258,557	227%	SHOPP
0814000060	08	1E660	0068K	RIV	079	INSTALL DRAINAGE INLETS	$ 1,354,190	$ 920,400	147%	SHOPP
0814000231	08	1F480	0056J	RIV	074	INSTALL APS PUSHBUTTONS AND COUNTDOWN PEDESTRIAN SIGNALS	$ 446,510	$ 318,900	140%	SHOPP
0815000060	08	1F900	0189D	SBD	018	PLACE CENTERLINE RUMBLE STRIPS	$ 487,207	$ 316,400	154%	SHOPP
0815000076	08	1F950	3004F	RIV	010	HIGH FRICTION SURFACE TREATMENT (HFST)	$ 536,872	$ 264,900	203%	SHOPP
0815000104	08	1G030	0192Q	SBD	210	UPGRADE TO	$ 521,420	$ 1,310,000	40%	SHOPP
0816000036	08	1G540	3004S	59V	VAR	UPGRADE COMMUNICATIONS TO	$ 880,247	$ 1,900,000	46%	SHOPP
0816000044	08	1G560	3004R	SBD	210	UPGRADE IRRIGATION SYSTEMS IN ACCORDANCE WITH EMERGENCY DROUGHT DECLAR	$ 456,106	$ 1,350,000	34%	SHOPP
0816000037	08	1G570	3004T	59V	VAR	UPGRADE IRRIGATION SYSTEMS IN ACCORDANCE WITH EMERGENCY DROUGHT EMERGE	$ 483,893	$ 1,937,000	25%	SHOPP
0816000051	08	1G680	3004L	59V	VAR	REPLACE WATER PUMPS	$ 634,021	$ 100,000	634%	SHOPP
0816000067	08	1G790	3994X	SBD	038	UPSIZE CULVERTS AND DEBRIS RACKS	$ 384,074	$ 730,000	53%	SHOPP
0817000001	08	1H270	3005T	SBD	015	TRAFFIC CONTROL, REMOVAL OF BURNED TREES, EROSION CONTROL, RESTORATION	$ 164,523	$ 900,000	18%	SHOPP
0817000010	08	1H300	3005U	SBD	040	REPLACE CHANNEL	$ 321,225	$ 1,455,000	22%	SHOPP
0817000012	08	1H310	3005V	RIV	015	REMOVAL OF BURNED TREES, EROSION CONTROL, RESTORATION OF MBGR AND IRRI	$ 226,727	$ 480,000	47%	SHOPP
0817000027	08	1H370	3006A	SBD	015	REMOVE AND INSTALL K-RAIL; TRAFFIC CONTROL	$ 95,963	$ 1,200,000	8%	SHOPP
0817000113	08	1H740	3006R	SBD	018	RECONSTRUCT CABLE NET SLOPE DRAPE & ROCK FENCE	$ 192,533	$ 600,000	32%	SHOPP
0817000134	08	1H780	3007A	RIV	091	REPAIR SLOPED AREA AND REPAIR/REPLACE CULVERT, RIGHT OF WAY FENCE AND	$ 121,511	$ 500,000	24%	SHOPP
0817000133	08	1H790	3006Y	SBD	215	REPAIR SINK HOLE	$ 87,322	$ 450,000	19%	SHOPP
0800000628	08	36850	0179B	SBD	015	CONST COMM VEH ENFORCEMENT FACILITY (CVEF) STAGE 1	$ 33,136,832	$ 41,789,775	79%	SHOPP
0800000638	08	38350	0062N	RIV	74	REPLACE BRIDGE	$ 4,860,890	$ 2,550,500	191%	SHOPP
0800020186	08	0N720	0192M	SBD	210	NATIVE TREE PLANTING & APPLY ORGANIC MULCH (CCC DIRECTED)	$ 108,051	$ 600,000	18%	STIP
0800000544	08	0N780	0016L	RIV	015	NATIVE TREE PLANTING & PLACE INERT MATERIAL (CCC DIRECTED)	$ 200,249	$ 1,150,000	17%	STIP
0800020052	08	0N790	0016J	RIV	015	NATIVE TREE PLANTING & PLACE INVERT MATERIAL (CCC DIRECTED)	$ 107,930	$ 700,000	15%	STIP
0800020023	08	0N800	0168P	SBD	015	NATIVE TREE PLANTING & PLACE INERT MATERIAL (CCC DIRECTED)	$ 229,831	$ 1,350,000	17%	STIP
0800020033	08	0N810	0168N	SBD	015	NATIVE TREE PLANTING & PLACE INVERT MATERIAL (CCC DIRECTED)	$ 65,694	$ 425,000	15%	STIP
0800020040	08	0N820	0049W	RIV	091	NATIVE TREE PLANTING & PLACE INERT MATERIAL (CCC DIRECTED)	$ 38,747	$ 500,000	8%	STIP
0800020050	08	0N830	0016K	RIV	015	NATIVE TREE PLANTING & PLACE INERT MATERIAL (CCC DIRECTED)	$ 39,361	$ 325,000	12%	STIP
08 - SUM							**$ 69,039,524**	**$ 109,170,696**	**63%**	
0900020091	09	34090	0587	MNO	395	REHAB/REPLACE CULVERTS	$ 1,457,346	$ 1,331,400	109%	SHOPP
0900020058	09	35120	0605	INY	395	SHOULDER WIDENING AND CONSTRUCT RUMBLE STRIP	$ 2,001,195	$ 2,309,200	87%	SHOPP
0912000039	09	35530	0613	INY	127		$ 1,283,120	$ 11,070,300	12%	SHOPP
0914000053	09	36140	2610	INY	395	HMA overlay	$ 637,578	$ 2,918,700	22%	SHOPP
0914000051	09	36450	2609	VAR	VAR		$ 813,702	$ 1,253,400	65%	SHOPP
0917000002	09	36780	2630	MNO	395		$ 215,248	$ 2,220,000	10%	SHOPP
0912000002	09	35060	2585	INY	168	CONSTRUCT SIDEWALKS	$ 1,264,553	$ 1,029,300	123%	STIP
09 - SUM							**$ 7,672,743**	**$ 22,132,300**	**35%**	
1000000128	10	0M780	0268	SJ	005	ROADWAY REHABILITATION	$ 12,270,379	$ 53,067,000	23%	SHOPP
1000000191	10	0P670	0155	TUO	000	CLEANUP SOIL AND GROUNDWATER	$ 680,369	$ 311,300	219%	SHOPP
1000020647	10	0Q220	0168	AMA	088	AC OVERLAY AND DIGOUTS	$ 1,112,294	$ 7,235,600	15%	SHOPP
1000020670	10	0S720	0339	AMA	049	ASPHALT CONCRETE OVERLAY (CAPM)	$ 1,213,215	$ 2,977,900	41%	SHOPP
1000020457	10	0V290	3000	CAL	026	INSTALL A TWO-WAY LEFT-TURN LANE	$ 2,007,209	$ 1,609,000	125%	SHOPP
1000020667	10	0V660	0340	STA	005	DIGOUT AND REPAIR FAILED AREAS AND OVERLAY WITH HOT MIX ASPHALT	$ 5,947,206	$ 43,891,000	14%	SHOPP
1012000042	10	0W140	3012	MER	152	INSTALL MEDIAN BARRIER	$ 1,599,408	$ 3,102,000	52%	SHOPP

Attachment 2
Support to Capital Ratios for Projects Completed in Fiscal Year 2016-17

EFIS ID	CD	EA5	PPNO	County	Route	Work Description	Total Support ($)	Total Capital ($)	Support/Capital (%)	Document
1000020631	10	0W360	0331	AMA	049	INSTALL TRAFFIC SIGNALS AND INTERSECTION IMPROVEMENTS	$ 1,106,367	$ 586,300	189%	SHOPP
1012000291	10	0X390	3063	CAL	004		$ 538,730	$ 4,669,200	12%	SHOPP
1013000114	10	0X970	3058	SJ	004	INSTALL AUTOMATED WARNING SYSTEM	$ 1,849,926	$ 3,343,900	55%	SHOPP
1013000268	10	0Y100	3070	STA	099	INSTALL CONVENTIONAL HIGHWAY LIGHTING	$ 965,469	$ 2,553,300	38%	SHOPP
1013000269	10	0Y630	3069	MER	099	INSTALL DOUBLE THRIE BEAM MEDIAN BARRIER	$ 916,510	$ 2,845,900	32%	SHOPP
1013000270	10	0Y640	3076	STA	005	INSTALL CABLE MEDIAN BARRIER	$ 1,047,394	$ 2,021,300	52%	SHOPP
1013000271	10	0Y650	3081	CAL	026	INSTALL CENTERLINE AND EDGE LINE RUMBLE STRIPES	$ 491,831	$ 974,500	50%	SHOPP
1015000055	10	0Y90U	3060	SJ	099		$ 1,877,475	$ 5,856,600	32%	SHOPP
1014000070	10	0Y950	3062	SJ	120		$ 595,968	$ 3,450,400	17%	SHOPP
1014000089	10	0Y980	3083	CAL	049		$ 328,510	$ 823,000	40%	SHOPP
1014000133	10	1C090	3065	SJ	004	REPAIR HINGES AND BEARING PADS	$ 1,693,227	$ 6,546,500	26%	SHOPP
1014000104	10	1C210	3073	SJ	205	INSTALL RAMP METERS, CMS, CCTV, TMS, RWIS, AND FO	$ 2,267,331	$ 2,987,727	76%	SHOPP
1014000103	10	1C220	3072	SJ	004	REPAIR OF TRANSPORTATION MANAGEMENT SYSTEM ELEMENTS	$ 2,312,686	$ 2,771,980	83%	SHOPP
1015000026	10	1C450	5004	MER	059	INSTALL CENTERLINE RUMBLE STRIPS, EDGE LINE RUMBLE STRIPES AND SHOULDE	$ 587,085	$ 2,496,500	24%	SHOPP
1015000091	10	1C490	3128	VAR	VAR		$ 424,479	$ 700,900	61%	SHOPP
1014000189	10	1E060	3077	MER	059	PEDESTRIAN SIGNAL HEADS (PEH) REPLACEMENTS	$ 491,130	$ 275,000	179%	SHOPP
1015000092	10	1E200	3127	VAR	VAR	Installing rumble strips	$ 417,863	$ 991,500	42%	SHOPP
1013000253	10	3A750	7012	SJ	004	ROADWAY REHAB	$ 811,934	$ 4,952,500	16%	SHOPP
10 - SUM							**$ 43,553,994**	**$ 161,040,806**	**27%**	
1100000026	11	06381	0187Y	SD	008	HIGHWAY PLANTING/IRRIGATION SYSTEM	$ 1,125,196	$ 1,656,000	68%	SHOPP
1100000035	11	07670	0972	IMP	086	CONSTRUCT MAINTENANCE FACILITY	$ 7,062,052	$ 12,802,000	55%	SHOPP
1100000203	11	26041	0651	SD	008	CONSTRUCT DRAINAGE IMPROVEMENTS.	$ 2,322,024	$ 2,683,900	87%	SHOPP
1100000276	11	27550	0744	SD	067	PAVEMENT REHABILITATION OF MAINLINE SHOULDERS, AND RAMPS.	$ 6,085,303	$ 12,525,000	49%	SHOPP
1100000422	11	29920	1053	SD	005	SEISMIC RETROFIT 4 BRIDGES	$ 3,330,503	$ 3,161,300	105%	SHOPP
1112000052	11	29930	1048	SD	005	REPAIR PILE CAP AND COLUMNS, TREAT DECK WITH METHACRYLATE, AND REPLACE	$ 1,142,227	$ 1,491,100	77%	SHOPP
1115000167	11	30003	1181	SD	805	INSTALL RECYCLED WATER LINE.	$ 207,610	$ 350,000	59%	SHOPP
1100020122	11	40550	1044	SD	008	UPGRADE EXISTING MEDIAN MBGR TO CONCRETE BARRIER	$ 3,301,581	$ 6,575,100	50%	SHOPP
1100020326	11	40660	1030	SD	076	MEDIAN BARRIER	$ 2,698,584	$ 8,182,000	33%	SHOPP
1100020342	11	40670	1032	SD	005	PAVEMENT REHABILITATION	$ 9,458,473	$ 43,234,000	22%	SHOPP
1100020391	11	40690	1038	SD	008	PAVEMENT REHABILITATION	$ 3,643,580	$ 10,370,000	35%	SHOPP
1100020392	11	40700	1039	SD	008	PAVEMENT REHABILITATION	$ 5,222,466	$ 38,557,000	14%	SHOPP
1100020422	11	40760	1045	SD	052	UPGRADE BRIDGE RAIL END TREATMENTS	$ 2,321,683	$ 3,040,600	76%	SHOPP
1100020480	11	40800	1066	SD	008	BRIDGE RAIL UPGRADES, REPLACEMENTS	$ 1,779,568	$ 1,506,600	118%	SHOPP
1112000048	11	40960	1099	SD	054	ROADSIDE SAFETY IMPROVEMENTS	$ 1,485,519	$ 1,705,100	87%	SHOPP
1112000191	11	41470	1094	SD	067	DRAINAGE IMPROVEMENTS AND HIGH FRICTION SURFACE TREATMENT	$ 1,912,717	$ 2,940,400	65%	SHOPP
1113000013	11	41540	1093	SD	008	ENHANCE STRIPING AND UPGRADE BRIDGE END TREATMENTS	$ 1,645,957	$ 1,900,100	87%	SHOPP
1114000039	11	41780	1120	SD	005	CLEAN AND TREAT BRIDGE DECKS WITH METHACRYLATE, REPLACE JOINT SEALS, A	$ 1,029,310	$ 1,310,000	79%	SHOPP
1115000074	11	42100	1144	SD	VAR	CONSTRUCT RECYCLED WATER CONVERSION SYSYEMS	$ 693,447	$ 2,070,000	33%	SHOPP
1116000008	11	42290	1183	SD	805	INSTALL RECYCLED WATER LINE.	$ 383,954	$ 3,400,000	11%	SHOPP
1116000103	11	42580	1215	SD	008	REPLACE COLLAPSED 42 INCH CULVERT.	$ 302,346	$ 1,540,000	20%	SHOPP
1116000109	11	42590	1206	SD	VAR	REMOVAL OF DEAD AND HAZARDOUS TREES AS A RESULT OF THE PROLONGED DROUG	$ 257,458	$ 642,000	40%	SHOPP
1116000110	11	42600	1207	SD	VAR	REMOVAL OF DEAD AND HAZARDOUS TREES AS A RESULT OF THE PROLONGED DROUG	$ 92,516	$ 493,000	19%	SHOPP
1116000111	11	42610	1208	SD	VAR	REMOVAL OF DEAD AND HAZARDOUS TREES AS A RESULT OF THE PROLONGED DROUG	$ 91,267	$ 530,000	17%	SHOPP
1116000112	11	42620	1209	SD	VAR	REMOVAL OF DEAD AND HAZARDOUS TREES AS A RESULT OF THE PROLONGED DROUG	$ 78,819	$ 442,000	18%	SHOPP
1116000127	11	42670	1213	SD	052	REPLACE DOUBLE 36 INCH CULVERT.	$ 428,049	$ 1,500,000	29%	SHOPP
1116000149	11	42700	1224	SD	078	REPAIR SLOPE WASHOUT AND EXTEND DRAINAGE SYSTEM.	$ 95,881	$ 400,000	24%	SHOPP
1116000166	11	42720	1235	SD	005		$ 167,112	$ 600,000	28%	SHOPP
1116000173	11	42740	1236	SD	094		$ 1,665,897	$ 3,500,000	48%	SHOPP
1116000181	11	42760	1238	SD	094	REPAIR ROADWAY DAMAGE CAUSED BY WILD FIRE.	$ 190,298	$ 800,000	24%	SHOPP
1117000047	11	42910	1249	SD	015	REPAIR 60 INCH CORRUGATED METAL PIPE.	$ 191,583	$ 1,100,000	17%	SHOPP
1113000167	11	28881	1101	SD	125	CONSTRUCT NORTH BOUND CONNECTORS TO SR 125 FROM SR 905 AND SR 11	$ 5,897,325	$ 14,532,500	41%	STIP
1100020263	11	2T098	0672G	SD	015	HIGHWAY PLANTING AND IRRIGATION	$ 1,389,411	$ 1,923,500	72%	STIP
11 - SUM							**$ 67,699,715**	**$ 187,463,200**	**36%**	
1212000032	12	0H160	2459A	ORA	001	Remove And replace existing Pvmt with 0.2 RHMA	$ 2,458,074	$ 4,050,000	61%	SHOPP
1200020235	12	0L090	3743A	ORA	057	PCC Profile grinding and replacing damaged concrete slabs.	$ 1,407,646	$ 3,689,800	38%	SHOPP
1213000066	12	0L74U	3421D	ORA	055	Rehab Pvmt with PCC and HMA and Construct Median Barrier	$ 8,009,677	$ 17,668,000	45%	SHOPP
1214000014	12	0L92U	2531G	ORA	005	Upgrade Pedestrian Facilities w/in CT R/W to Current ADA Standards.	$ 2,963,430	$ 2,291,000	129%	SHOPP
1212000064	12	0M400	4507A	ORA	091	IMPROVE MAINTENANCE ACCESS & PAVING FOR ROADSIDE WORKER SAFETY.	$ 397,235	$ 853,100	47%	SHOPP
1213000125	12	0N140	3848A	ORA	057	SHOULDER WIDENING, MODIFY CURBS, GUTTER AND DRAINAGE.	$ 1,218,019	$ 1,091,400	112%	SHOPP
1213000197	12	0N330	2659A	ORA	005	Replace conc. slabs, overlay ramps & OC/UC FWY Lanes; Upgrade MBGRs, c	$ 4,064,966	$ 9,466,200	43%	SHOPP
1214000002	12	0N340	2119	ORA	57	Project consist ofrepairing concrete bridge deck spalls, placement of	$ 1,036,991	$ 2,567,900	40%	SHOPP
1216000009	12	0P740	2863C	ORA	5	This project consist of removing and replacing three defective pumps f	$ 308,994	$ 460,000	67%	SHOPP
1216000096	12	0Q180	1202	ORA	005	Dead Tree Removal.	$ 319,866	$ 850,000	38%	SHOPP
1200000078	12	0C560	4587A	ORA	091	PROVIDE AN AUXILIARY LANE FROM NB SR-55 TO TUSTIN AVE OFF-RAMP	$ 16,672,320	$ 28,934,000	58%	STIP
1200020058	12	0K330	2140	ORA	091	INSTALL VEGETATION & IRRIGATION SYS	$ 308,120	$ 331,700	93%	STIP
12 - SUM							**$ 39,165,339**	**$ 72,253,100**	**54%**	
SW - SUM							**$ 777,443,805**	**$ 1,891,058,655**	**41%**	

Attachment 3
Fiscal Year 2017-18 Staffing Levels

District	People on Board [1]	Allocated Personnel Year (PYs)	Diff (over)/under
North Region	1,092.0	1,143.0	51.0
04	1,215.0	1,239.0	24.0
Central Region	1,150.0	1,199.0	49.0
07	1,069.0	1,060.0	(9.0)
08	640.0	667.0	27.0
09	56.0	70.0	14.0
11	568.6	544.6	(24.0)
12	348.0	367.0	19.0
59	1,174.0	1,218.0	44.0
HQ	488.0	522.0	34.0
Totals	**7,800.6**	**8,029.6**	**229.0**

Notes:

1) People on Board data through 3/15/18

Attachment 4
COS 5-Year Projection of Workload and Resources
FY 2017-18 to FY 2022-23

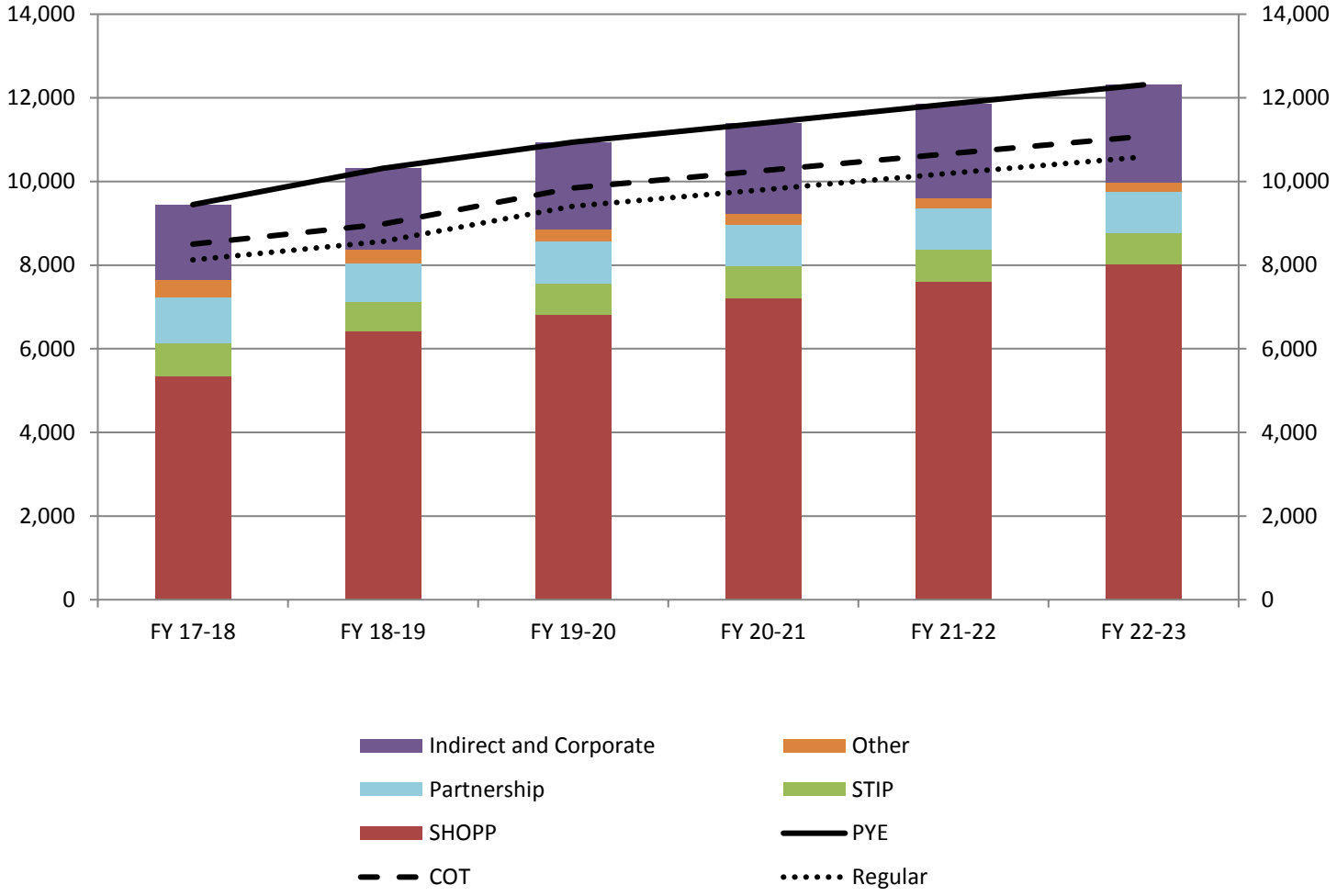

Accuracy of projections decline over time

Attachment 5/6
Personnel Year (PY) and Personnel Year Equivalent (PYE) Cost Rates
Fiscal Year 2017-18

NON REIMBURSED District	PY Allocated Rate [1]	ICRP at 38.36% [2]	Loaded PY rate per District	Average PYE Cost rate by District [3]
North Region	$140,850	$54,030	$194,880	$255,420
04	$154,923	$59,428	$214,351	$283,884
Central Region	$141,810	$54,398	$196,208	$217,711
07	$152,341	$58,438	$210,779	$266,710
08	$145,895	$55,965	$201,860	$247,728
09	$133,736	$51,301	$185,037	$245,316
11	$147,051	$56,409	$203,460	$310,285
12	$152,525	$58,509	$211,034	$263,217
59	$159,030	$61,004	$220,034	$268,580
HQ	$161,247	$61,854	$223,101	$289,256
Total Average	**$150,357**	**$57,677**	**$208,034**	**$260,133**

Total Avg calculated using weighted avg method

REIMBURSED District	PY Allocated Rate [1]	ICRP at 67.18% [2]	Loaded PY rate per District	PYE Cost rate by District [3]
North Region	$129,180	$86,783	$215,963	$255,420
04	$172,392	$115,813	$288,205	$283,884
Central Region	$155,551	$104,499	$260,050	$217,711
07	$150,964	$101,418	$252,382	$266,710
08	$172,137	$115,642	$287,779	$247,728
09	$0	$0	$0	$245,316
11	$158,772	$106,663	$265,435	$310,285
12	$161,746	$108,661	$270,407	$263,217
59	$170,887	$114,802	$285,689	$268,580
HQ	$0	$0	$0	$289,256
Totals	**$161,345**	**$108,392**	**$269,737**	**$260,133**

Total Avg calculated using weighted avg method

Notes:

1) Program overhead (17% of direct workload) and contract administration (10% of A&E) are built into PY totals. Salary and wages and benefits (51.50%) are built into Personal Services dollar calculations.
2) Program ICRP rate of 38.36% applies to non-reimbursed projects (I.e., STIP, Federal Funds and Bond). Full ICRP rate of 67.18% applies only to reimbursed work.
3) Average PYE cost rate refers to the actual cost per PYE in the districts as set by approved contracts.

Attachment 7a

Summary of Project Direct COS Fiscal Year 2018-19 Workload by Component

Component	FTE
Environmental	1,779
Design	2,963
Right of Way	647
Construction	2,961
Total	8,349

*Includes oversight

*Some rounding error may occur

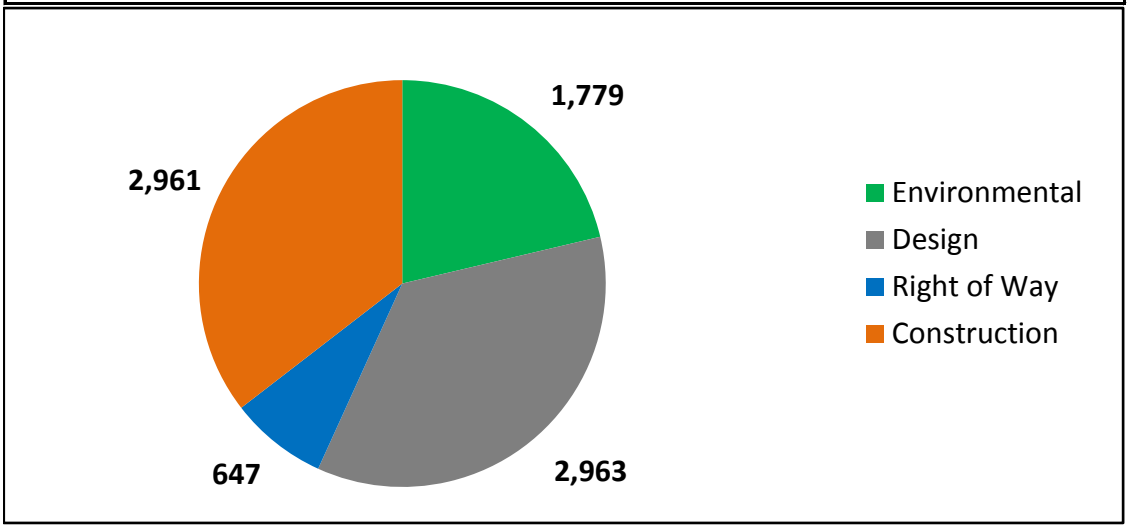

Attachment 7b

COS FY 2018-19 Workload Changes

(In Full Time Equivalents (FTEs))

Workload Categories (Includes all fund sources)	Enacted Budget 2017-18	May Revise 2018-19	Change 2018-19
SHOPP (including SB 1)	5,349	6,417	1,068
Overhead and Corporate	1,800	1,943	143
Partnership (Includes Measure/Locally Funded)	1,104	904	(200)
STIP	786	712	(74)
Toll Bridge Seismic Retrofit Program	117	59	(58)
Real Property Services	109	109	0
High Speed Rail	51	37	(14)
Geotechnical Borehole Mitigation	37	25	(12)
Proposition 1B Bond	35	32	(3)
Traffic Congestion Relief Program	32	54	22
Materials Engineering & Testing Services	27	27	0
Prequalifying Laboratories and Materials	0	[53]	[53]
Compliance with CTC SB1 Guidelines and Project Delivery Improvement Efforts	0	[5]	[5]
Office of Business & Economic Opportunity	0	[3]	[3]
Total Proposed COS Workload	**9,447**	**10,319**	**872**

Attachment 8
Summary of Projects Fiscal Year 2018-19

Type	Number of Projects
Oversight	461
Other	2,685
Total	3,146

Attachment 9
Summary of Milestones to be Achieved in Fiscal Year 2018-19

Milestone	Number of Projects
Environmental	380
Design	340
Right of Way	344
Construction	364

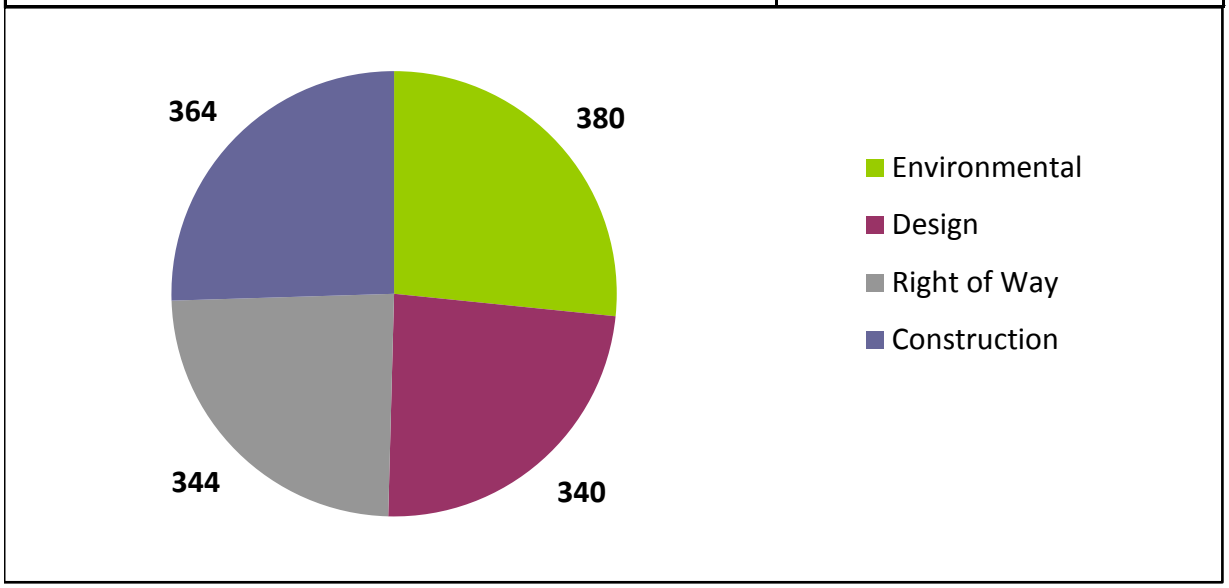

Milestone	Number of Projects
Start Construction	434
Complete Construction	364

Attachments 10a and 10b
Summary of Prior Year Expenditures and Staffing Levels
Fiscal Year 2016-17
(Dollars in thousands)

Attachment 10a - Summary of Prior Year Expenditures
In Personnel Years (PYs), Cash Overtime (COT), and Personnel Year Equivalent (PYE)

	Allocated PY/COT/PYE	Expended PY/COT/PYE [1]	Allocated Dollars	Expended Dollars [2]
PY/PS	8,161	7,189	1,216,214	1,126,852
Cash Overtime	404	165	32,282	18,920
A&E (PYEs)	948	708	222,112	166,043
Totals	**9,512**	**8,062**	**1,470,608**	**1,311,815**
		88%		93%

Notes:

1) Expended PYs are based on past-year actuals from Caltrans' financial system.
2) Expended dollars are based on the last completed accounting period (as of December 2017) for FY 2016-17 in Caltrans' financial system.

Dollars are a more accurate comparison of the actual expenditures compared to budget than the comparison of PY/COT/PYE or full-time equivalents (FTE).
The COS Program tracks budget and expenditures by dollars. However, it is difficult to capture expended FTEs.

Some of the key differences in FTEs burned vs dollars burned are due to the following:

- Late time sheets
- Push to reduce leave balances and increased sick leave usage
- Implementation of two Professional Development Days

Attachment 10b - Summary of Prior Year Staffing Levels

Allocated PYs	People on Board $(PYs)_1$	Diff (over)/under
8,161	**7,712**	**449**

Notes:

1) People on Board data through 6/30/17