

California Department of Transportation (Caltrans) Office of the Federal Liaison Summary of Responses to IIJA Reauthorization Survey

The Infrastructure Investment and Jobs Act (IIJA) (Public Law 117-58, also known as the “Bipartisan Infrastructure Law”) will expire in September 2026. IIJA currently provides \$550 billion over fiscal years 2022 through 2026 in new Federal investment in infrastructure, including in roads, bridges, and mass transit, water infrastructure, resilience, and broadband.

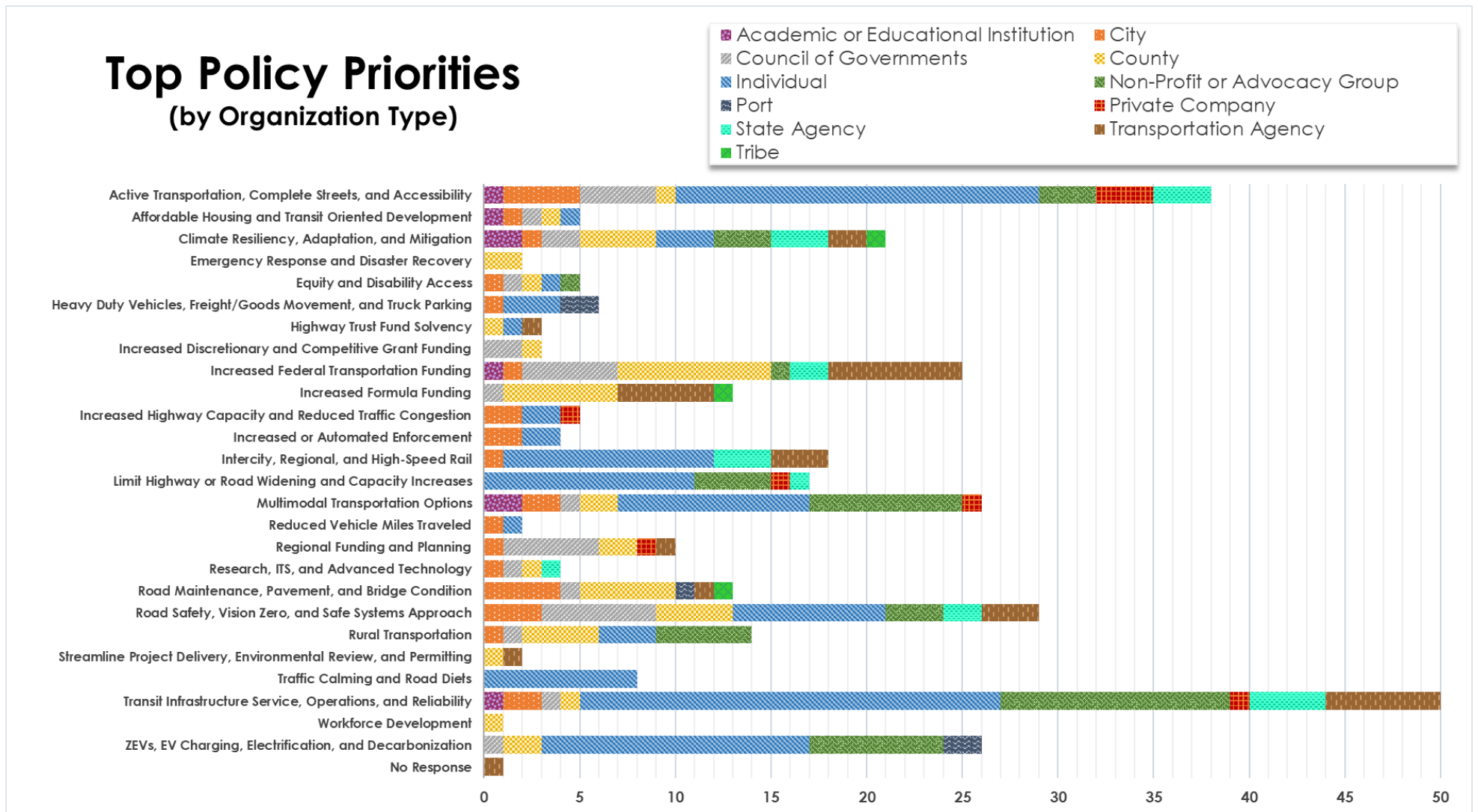
In advance of Congressional action reauthorizing surface transportation programs, Caltrans requested input and engagement to ensure our collective voice is heard and reflected in the next reauthorization bill. Caltrans' Office of the Federal Liaison (OFL) administered this survey through the office's internal mailing list (with approximately 800 recipients), via online solicitation, and by postings on the Caltrans website and social media pages between August 2024 and March 2025. The following seven questions were posed to respondents:

Survey Questions:

- Q1.** What are your top policy priorities for the next surface transportation reauthorization bill?
- Q2.** What are your highest priority transportation projects seeking federal funding? *Please limit to no more than 3 priorities.*
- Q3.** Would you be interested in joining a California reauthorization workgroup to propose federal transportation policy and advocacy strategy for California's transportation system?
- Q3a.** If yes, how much time are you willing to commit to participating in meetings and activities related to this workgroup?
- Q3b.** If yes, what specific outcomes, goals, or products would you like to see achieved through participation in this workgroup? *(e.g., consensus principles document, draft legislative language/white papers, Stakeholder Engagement, etc.)*
- Q3c.** If no, do you have any concerns or reservations about participating in a workgroup that could be resolved to allow your participation?
- Q4.** Are there any other specific priorities, proposals, or laws that you would like to discuss or any other comments you would like to provide to help guide Caltrans' advocacy for California's transportation system?

The following pages provide the aggregated data and results from the 117 individual respondents to this survey, as of March 3, 2025. Three incomplete or duplicative responses were removed and not reported. For questions or additional information, visit the Caltrans website at <https://dot.ca.gov/programs/federal-liaison/reauthorization> or contact OFL at federal-liaison@dot.ca.gov.

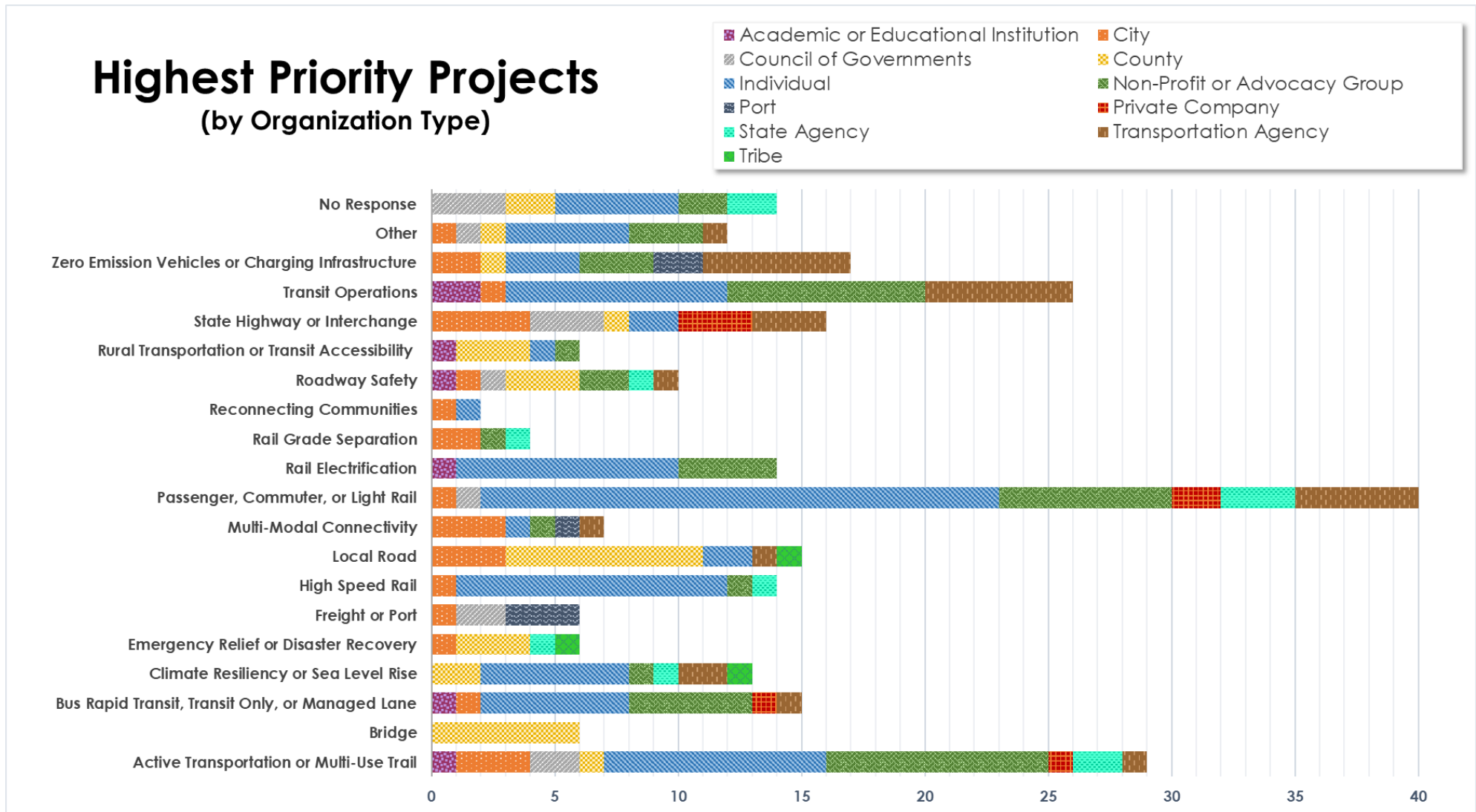
Q1. What are your top policy priorities for the next surface transportation reauthorization bill?



Policy Priority Topic	Academic or Educational Institution	City	Council of Governments	County	Individual	Non-Profit or Advocacy Group	Port	Private Company	State Agency	Transportation Agency	Tribe	Total*
Active Transportation, Complete Streets, and Accessibility	1	4	4	1	19	3		3	3			38
Affordable Housing and Transit Oriented Development	1	1	1	1	1							5
Climate Resiliency, Adaptation, and Mitigation	2	1	2	4	3	3			3	2	1	21
Emergency Response and Disaster Recovery				2								2
Equity and Disability Access		1	1	1	1	1						5
Heavy Duty Vehicles, Freight/Goods Movement, and Truck Parking		1			3		2					6
Highway Trust Fund Solvency				1	1					1		3
Increased Discretionary and Competitive Grant Funding			2	1								3
Increased Federal Transportation Funding	1	1	5	8		1			2	7		25
Increased Formula Funding			1	6						5	1	13
Increased Highway Capacity and Reduced Traffic Congestion		2			2			1				5
Increased or Automated Enforcement		2			2							4
Intercity, Regional, and High-Speed Rail		1			11				3	3		18
Limit Highway or Road Widening and Capacity Increases					11	4		1	1			17
Multimodal Transportation Options	2	2	1	2	10	8		1				26
Reduced Vehicle Miles Traveled		1			1							2
Regional Funding and Planning		1	5	2				1		1		10
Research, ITS, and Advanced Technology		1	1	1					1			4
Road Maintenance and Pavement Condition		4	1	5			1			1	1	13
Road Safety, Vision Zero, and Safe Systems Approach		3	6	4	8	3			2	3		29
Rural Transportation		1	1	4	3	5						14
Streamline Project Delivery, Environmental Review, and Permitting				1						1		2
Traffic Calming and Road Diets					8							8
Transit Infrastructure Service, Operations, and Reliability	1	2	1	1	22	12		1	4	6		50
Workforce Development				1								1
ZEVs, EV Charging, Electrification, and Decarbonization			1	2	14	7	2					26
No Response										1		1
Grand Total*	8	29	33	48	120	47	5	8	19	31	3	351

[* **NOTE:** Numbers reported do not add to individual respondents. OFL received 117 individual responses and each respondent reported between 1-3 policy priorities.]

Q2. What are your highest priority transportation projects seeking federal funding? *Please limit to no more than 3 priorities.*



Project Type	Academic or Educational Institution	City	Council of Governments	County	Individual	Non-Profit or Advocacy Group	Port	Private Company	State Agency	Transportation Agency	Tribe	Total*
Active Transportation or Multi-Use Trail	1	3	2	1	9	9		1	2	1		29
Bridge				6								6
Bus Rapid Transit, Transit Only, or Managed Lane	1	1			6	5		1		1		15
Climate Resiliency or Sea Level Rise				2	6	1			1	2	1	13
Emergency Relief or Disaster Recovery		1		3					1		1	6
Freight or Port		1	2				3					6
High Speed Rail		1			11	1			1			14
Local Road		3		8	2					1	1	15
Multi-Modal Connectivity		3			1	1	1			1		7
Passenger, Commuter, or Light Rail		1	1		21	7		2	3	5		40
Rail Electrification	1				9	4						14
Rail Grade Separation		2				1			1			4
Reconnecting Communities		1			1							2
Roadway Safety	1	1	1	3		2			1	1		10
Rural Transportation or Transit Accessibility	1			3	1	1						6
State Highway or Interchange		4	3	1	2			3		3		16
Transit Operations	2	1			9	8				6		26
Zero Emission Vehicles or Charging Infrastructure		2		1	3	3	2			6		17
Other (non-transportation)		1	1	1	5	3				1		12
No Response			3	2	5	2			2			14
Grand Total*	7	26	13	31	91	48	6	7	12	28	3	272

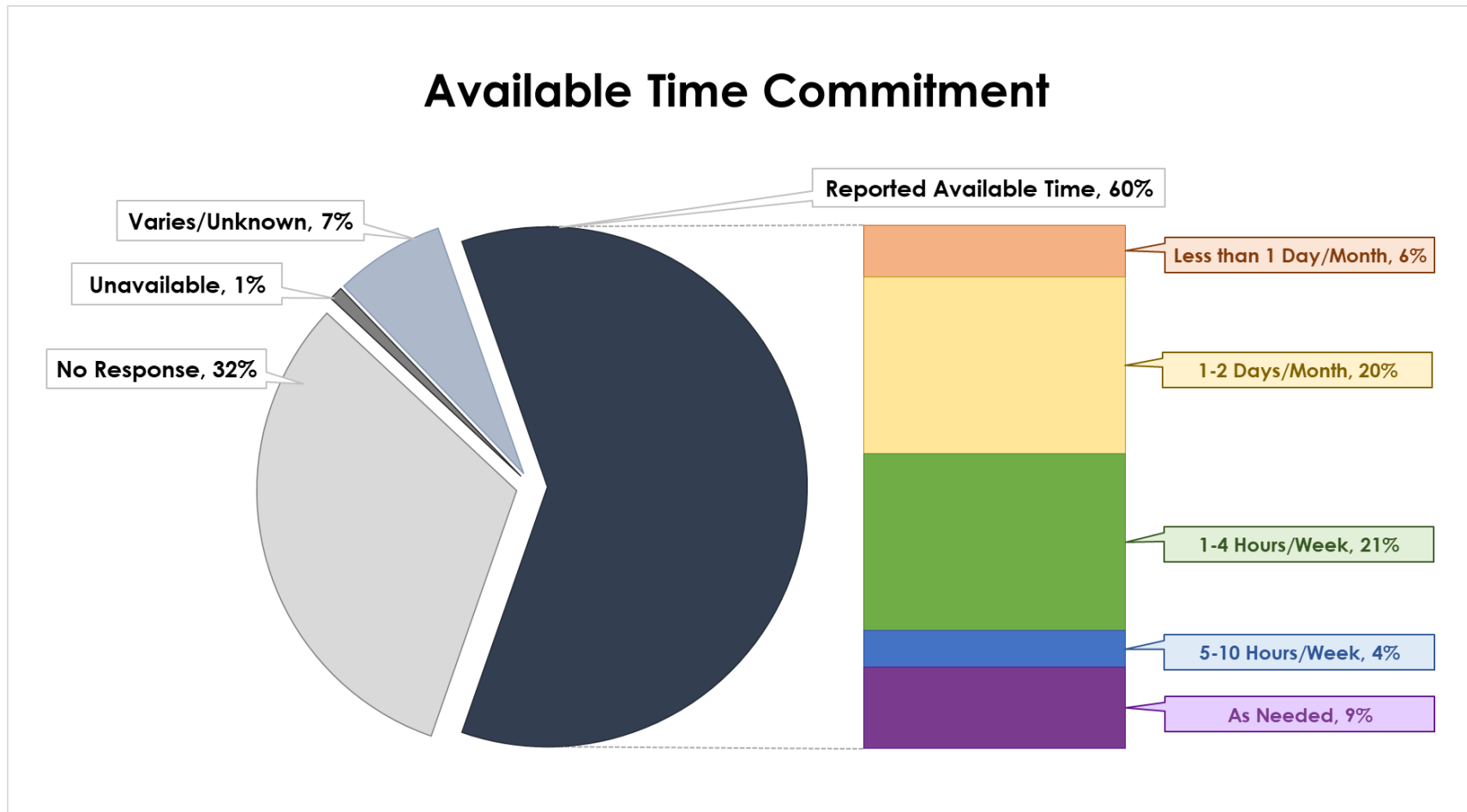
[* **NOTE:** Numbers reported do not add to individual respondents. OFL received 117 individual responses and each respondent reported between 1-3 project priorities.]

Q3. Would you be interested in joining a California reauthorization workgroup to propose federal transportation policy and advocacy strategy for California's transportation system?

Interest in Participating

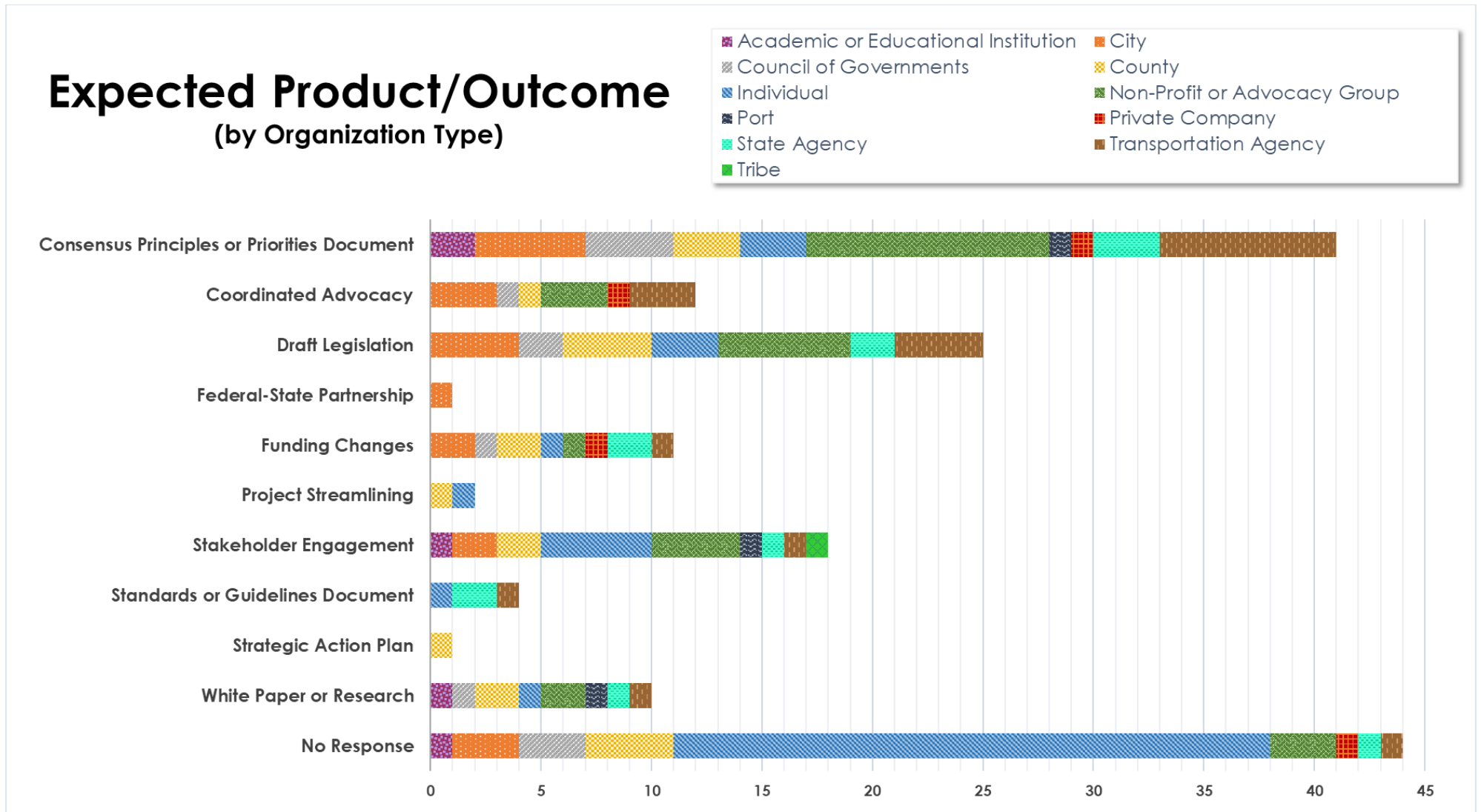
Response	# of Respondents	% of Respondents
Yes	81	69.2%
No	30	25.6%
No Response	6	5.1%
TOTAL	117	100.0%

Q3a. If yes, how much time are you willing to commit to participating in meetings and activities related to this workgroup?



Time Commitment Range	Count of Responses	Percent of Responses
No Response	36	31.62%
Unavailable	1	0.85%
Varies/Unknown	8	6.84%
Less than 1 Day/Month	7	5.98%
1-2 Days/Month	24	20.51%
1-4 Hours/Week	24	20.51%
5-10 Hours/Week	5	4.27%
As Needed	11	9.40%
TOTAL RESPONSES	117	100.00%

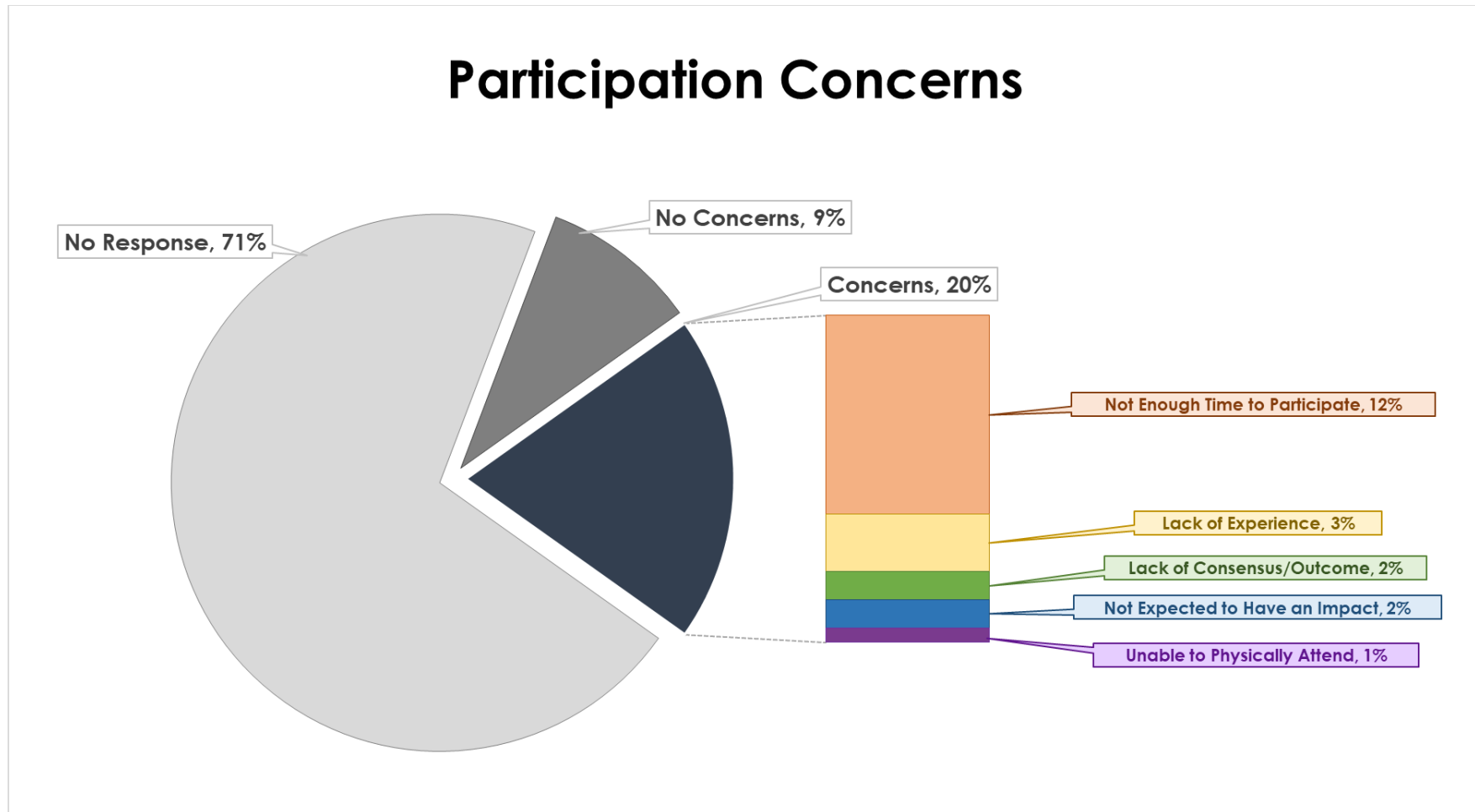
Q3b. If yes, what specific outcomes, goals, or products would you like to see achieved through participation in this workgroup? (e.g., *consensus principles document, draft legislative language/white papers, Stakeholder Engagement, etc.*)



Expected Goal, Product, or Outcome	Academic or Educational Institution	City	Council of Governments	County	Individual	Non-Profit or Advocacy Group	Port	Private Company	State Agency	Transportation Agency	Tribe	Total*
Consensus Principles or Priorities Document	2	5	4	3	3	11	1	1	3	8		41
Coordinated Advocacy		3	1	1		3		1		3		12
Draft Legislation		4	2	4	3	6			2	4		25
Federal-State Partnership		1										1
Funding Changes		2	1	2	1	1		1	2	1		11
Project Streamlining				1	1							2
Stakeholder Engagement	1	2		2	5	4	1		1	1	1	18
Standards or Guidelines Document					1				2	1		4
Strategic Action Plan				1								1
White Paper or Research	1		1	2	1	2	1		1	1		10
No Response	1	3	3	4	27	3		1	1	1		44
Grand Total*	5	20	12	20	42	30	3	4	12	20	1	169

[* **NOTE:** Numbers reported do not add to individual respondents. OFL received 117 individual responses and each respondent reported between 1-3 outcomes]

Q3c. If no, do you have any concerns or reservations about participating in a workgroup that could be resolved to allow your participation?



Concern	Count of Responses	Percent of Responses
Not Enough Time to Participate	14	12.0%
Lack of Experience	4	3.4%
Lack of Consensus/Outcome	2	1.7%
Not Expected to Have an Impact	2	1.7%
Unable to Physically Attend	1	0.9%
No Concerns	11	9.4%
No Response	83	70.9%
TOTAL RESPONSES	117	

Q4. Are there any other specific priorities, proposals, or laws that you would like to discuss or any other comments you would like to provide to help guide Caltrans' advocacy for California's transportation system?

[**Note:** Responses to this question were reviewed for internal purposes only and were not categorized or summarized.]

List of Respondents

Organization Name	# of Resp.
Individual (no organization noted)	38
A&M Consulting Services	1
Alliance for Community Transit Los Angeles	1
Antelope Valley Transportation Authority	1
BART	1
Butte County	2
CalACT	1
CalBike	1
Californians for Electric Rail	1
Caltrans	6
Center for Community Action and Environmental Justice	1
City of Anaheim	1
City of Burlingame	1
City of Calimesa	1
City of Chino	1
City of El Cajon	1
City of Fowler	1
City of Hollister	1
City of Irvine	1
City of Los Angeles, Office of Mayor Karen Bass	1
City of Montclair	1
City of Norwalk	1
City of Woodland	1
Coalition for Clean Air	1
Del Norte County	1
Destination Crenshaw	1
Fearless Advocacy	1
Fresno Council of Governments	1
Fresno County	1
GeoPraxis	1
Greenlining Institute	1
Institute for Global Communications	1
Inyo County	1
Jacobs Information	1
KernCOG	1
Livermore Amador Valley Transit Authority	1

Organization Name	# of Resp.
Los Angeles County	1
Metrolink	1
Metropolitan Transportation Commission	1
Move California	1
Move Santa Barbara County	1
Natural Resource Defense Council	1
Next Gen Policy	1
Orange County Transportation Authority	1
Placer County	1
Placer County Transportation Planning Agency	1
Port of Hueneme	1
Port of San Diego	1
Sacramento Area Council of Governments	1
San Francisco Municipal Transportation Agency (SFMTA)	1
San Lorenzo Valley Unified School District	1
SANDAG	1
Sandiego 350	1
Santa Barbara County Association of Governments	1
Santa Cruz County	2
Seamless Bay Area	1
Shasta County	1
Sierra County	1
Solano County	1
Southern California Association of Governments	3
Stanislaus Council of Governments	1
State Senator Catherine Blakespear	1
Streets for All	1
Strong Towns Artesia	1
Transportation Agency for Monterey County	1
Trinidad Rancheria	1
Trinity County	1
Tulare County Association of Governments	1
UC Berkeley	1
UC Riverside	1
Ventura County	1

TOTAL RESPONSES 117