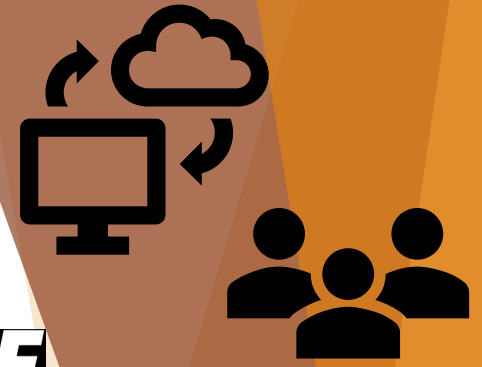




What is The Contractor's Role?

- Submit EPD data for projects to RE and on **DIME**
- At least 15 days before submitting EPDs, the Contractor must register on the DIME. The registration link is included in the contract specification.
- Where EPDs are required, the EPD must be product and facility specific





DIME Registration & EPD Submittals

<https://dime.dot.ca.gov/index.php?r=site/login>




DIME Step-by-Step Walkthrough

- ▶ Step 1: Check if your Organization already has a DIME Account;
<https://dime.dot.ca.gov/index.php?r=site/login> Skip steps 2 & 3 if you already have a DIME account log-in information.
- ▶ Step 2: Search for DIME Organization Managers;
<https://dime.dot.ca.gov/index.php?r=accountrequest/orgmanagerexternal>
- ▶ Step 3: If your lab or organization meets this criteria and was not found by using this search tool, you may request a DIME external organization account. Caltrans Materials Administrator will respond within 5 working days; <https://dime.dot.ca.gov/index.php?r=accountrequest/accountrequest>
- ▶ Step 4: Sign Into DIME <https://dime.dot.ca.gov/index.php>
- ▶ Step 5: Click Submit EPD on the top menu bar.
- ▶ Step 6: Search for an EPD or Submit a brand new EPD
- ▶ Step 7: Select a Material type
- ▶ Step 8: Start typing a vendor
- ▶ Step 9: Select PCR reference and Fill in the Declaration Number
- ▶ Step 10: Fill in EPD Information
- ▶ Step 11: Submit EPD
- ▶ Step 12: Submit EPD Quantities
- ▶ Step 13: Fill in Project EA, Quantity information and any comments
- ▶ Step 14: Send Notification and/or Add Project Personnel
- ▶ Step 15: Successful EPD Notification
- ▶ Step 16: EPD Dashboard and Ship More

STEP 1: Check if your Organization already has a DIME Account

Go to <https://dime.dot.ca.gov/index.php?r=site/login>



DIME Search ▾ DIMEXML ▾ Reports & Summaries ▾ Help & Forms ▾ [Sign In or Register](#) 

SIGN IN OR REGISTER

SIGN IN

Username *

Password *

Caltrans personnel may login using their CTPass credentials but you must also have an active DIME account to proceed.

[Forget Password?](#)

NOT REGISTERED?

For Caltrans employees

Please contact your Caltrans DIME organization manager to create an account for you. If you are unsure whom to contact, you may [click here to find your Caltrans DIME organization manager](#).

For external suppliers, companies and testing laboratories

For non-Caltrans companies, testing labs or organizations requiring DIME access, please [begin by searching for an existing organization account](#). If your organization already has an account, please reach out to your organization's DIME account manager and ask to be added. If you could not find your company in the DIME system, you may request that a new DIME organization account be created for you. You must provide a project or contract number and/or specify the reason why you need a DIME account.



STEP 2: Search for DIME Organization Managers

<https://dime.dot.ca.gov/index.php?r=accountrequest/orgmanagerexternal>



[DIME](#) » [Sign In or Register](#) » Search for DIME Organization Managers

Search for DIME Organization Managers

If you belong to a non-Caltrans organization and wish to create a DIME account, you may use the form below to find your organization by browsing or filtering by your company name, address or city. Once you find your organization, you are encouraged to reach out to one of the DIME account managers listed for your organization to request that an account be created for you.

If you do not find your unit in the list, you may request for a new account to be created, but please be aware that a DIME organization account can only be created for non-Caltrans companies, testing labs or organizations using the system for one of the reasons listed below:

- Submittal of sample and/or test result information as required by a Caltrans project
- Providing Environmental Product Declaration (EPD) data
- Submittal of test results for a pre-qualification program
- Submittal of sample and test results data as part of a JMF submittal
- Conducting research

If your lab or organization meets this criteria and was not found by using this search tool, you may [request a DIME external organization account](#). All requests will be reviewed by a Caltrans Materials Administrator. You will receive a response within 5 working days.


Displaying 1-15 of 22 results.

Organization	Address	City Search	Organization Managers
<input type="text" value="Organization Search"/>	<input type="text" value="Address Search"/>	<input type="text" value="City Search"/>	
American Paving Co. - Fresno	315 North Thorne Avenue	Fresno	N. Crawford C. Hickey
Builders Concrete, Inc - Fresno	3664 W. Ashlan Ave.	Fresno	J. Cook

STEP 3: Request a New DIME Organization Account

<https://dime.dot.ca.gov/index.php?r=accountrequest/orgmanagerexternal>



DIME Search ▾ DIMEXML ▾ Reports & Summaries ▾ Help & Forms ▾ [Sign In or Register](#) 

[DIME](#) » [Sign In or Register](#) » [Search for DIME Organization Managers](#) » External Organization Account Request

Request a New DIME Organization Account

A DIME organization account can only be created for companies, testing labs or organizations using the system for one of the reasons listed in the drop-down list below.

Please make sure you select the reason for your request along with a contract or project identification number and other relevant details to process your request. A Caltrans Materials Administrator will determine your eligibility for creating a new organization account. You will receive a response within 5 working days. If no response is received within 5 business days, [contact the DIME Administrator](#).

Company Information

Company Name *

Company Address *

City *

State *

California ▾

ZIP *

First Name *

Last Name *

Email *

Phone *

Project/Contract Number

Reason

- Select Reason - ▾

Details, if any

☐ I'm not a robot 
reCAPTCHA
Privacy - Terms

STEP 4: Sign In here <https://dime.dot.ca.gov/index.php?r=site/login>



The DIME logo, consisting of the word 'DIME' in a bold, sans-serif font.

Search ▾

DIMEXML ▾

Reports & Summaries ▾

Help & Forms ▾

Sign In or Register

The Caltrans logo, featuring a stylized green and blue 'CT' symbol.

SIGN IN OR REGISTER

SIGN IN

Username *

Password *

Caltrans personnel may login using their CTPass credentials but you must also have an active DIME account to proceed.

[Forget Password?](#)

NOT REGISTERED?

For Caltrans employees

Please contact your Caltrans DIME organization manager to create an account for you. If you are unsure whom to contact, you may [click here to find your Caltrans DIME organization manager](#).

For external suppliers, companies and testing laboratories

For non-Caltrans companies, testing labs or organizations requiring DIME access, please [begin by searching for an existing organization account](#). If your organization already has an account, please reach out to your organization's DIME account manager and ask to be added. If you could not find your company in the DIME system, you may request that a new DIME organization account be created for you. You must provide a project or contract number and/or specify the reason why you need a DIME account.



STEP 5: Click Submit EPD

DIME

Search ▾

DIMEXML ▾

Reports & Summaries ▾

Help & Forms ▾

Myat Naing

Dashboard

New Sample

Submit Results ▾

View Unpublished Tests

Batch Numbers

Submit EPD

Calendar

Sample Quick Search

[DIME](#) » Dashboard

Welcome to DIME

Data Interchange for Materials Engineering

Quick Links

- [My DIME Profile](#)
- [New Sample](#)
- [Search for Tests and Samples](#)

Project Lookup

Project identifiers

Begin typing a DEA, EFIS or DIME Project ID to display matching projects

Assigned Tests

Only the 10 most recently created samples are displayed

[View in Calendar](#)

DIME Test ID	Assignee	Preferred Test Date	Actions
2018-01-12-1-1		01/12/2018	Submit Test
2018-01-11-5-1		01/11/2018	Submit Test

Words of Wisdom

Nothing difficult is easy.

Logged in as a member of CT Unassigned/General

[View your organization information](#)

Tests scheduled today (Wednesday, 11/13/2019): 0

Tests scheduled tomorrow (Thursday, 11/14/2019): 0

Wednesday, 11/13/2019

Total 10 results.



STEP 6: Search for an EPD or Summit a brand new EPD

[DIME](#) » EPD Dashboard for CT HQ - Sacramento Cement Testing Laboratory

EPD Dashboard

Click Here

Click Here

[EPD Frequently Asked Questions](#)

Submitted EPDs

[Find an EPD](#) | [Submit a new EPD](#)

Below are records of material shipped to the jobsite under an EPD by your organization. To submit new information regarding EPD eligible material shipped to a jobsite, you may click the "Ship More" link next to a previously submitted record. Alternatively, you may [find an existing EPD](#) to use or [submit a brand new EPD](#) to the system.

Project Info	Epd Declaration Number	Eligible Material	Vendor	Date Submitted	Quantity Shipped	Entered By	Actions
--------------	------------------------	-------------------	--------	----------------	------------------	------------	---------

No results found.

Are you a supplier, vendor or mill looking to submit EPD data? [Submit your data here.](#)



STEP 7: Select a Material type

Submit Environmental Product Declaration (EPD)

Submit Environmental Product Declaration (EPD) information for a project here. First, select an eligible material. If you cannot find the eligible material in the list, please contact your [METS representative](#).

[Back to EPD Dashboard](#)

[EPD Frequently Asked Questions](#)

Material Type *

- Select a material type -

- Select a material type -

Aggregate

Asphalt Concrete

Concrete

Concrete Reinforcing Steel

Carbon Steel Rebar

Low-Alloy Steel Bars

Flat Glass

Mineral Wool Board Insulation

Heavy-Density Mineral Wool Board Insulation

Light-Density Mineral Wool Board Insulation

Structural Steel

Hollow Structural Sections

Hot-rolled Structural Steel Sections

Steel Plate

Click Here

on (Caltrans)

[Information](#)



STEP 8: Start typing a vendor

Submit Environmental Product Declaration (EPD)

Please select a vendor for Hollow Structural Sections.

[Cancel and Start Over](#)

Vendor *

Select vendor...

Begin typing to view suggested vendors.

Next

Type Here

* If vendor not available send email to: EPD@dot.ca.gov



STEP 9: Select the PCR and Enter EPD Declaration Number

Submit Environmental Product Declaration (EPD)

Please choose the associated Product Category Rules (PCR) for the EPD you are submitting and the Environmental Product Declaration (EPD) number.

[Cancel and Start Over](#)

EPD Frequently Asked Questions


PCR Reference

Please select the Product Category Rule (PCR) for the EPD you are submitting.

PCR	Program Operator	Valid From	Valid To	Methodology
<input type="radio"/> Part B: Designated Steel Construction Product EPD Requirements	UL Environment Standard	8/26/2020	8/26/2025	TRACI

EPD Declaration Number

Please enter the EPD number.



Next



STEP 10: Enter Environmental Product Declaration (EPD) Information

Environmental Product Declaration (EPD) Information	
Declaration Number	EPD-189
Valid Date From	<input type="text" value="mm/dd/yyyy"/>
<small>EPD validity dates must fall between the validity dates of the associated PCR Reference. (From 8/26/2020 to 8/26/2025)</small>	
Valid Date To	<input type="text" value="mm/dd/yyyy"/>
Facility Specific	<input type="radio"/> This EPD Declaration reports impacts that are facility-specific and unique to the vendor <input type="radio"/> Industry-Average EPDs
Independent Verifiers	<div>One name per line. No other information besides the verifier's name is necessary.</div>
Verification Standard	<input checked="" type="checkbox"/> The information provided in this EPD has been independently verified in accordance with ISO 14025

Product stage life cycle impact assessment results				
<ul style="list-style-type: none">Enter manufacturing values only. Do not include impact data from fabrication activities.Format values in scientific notation using the E notation (ex. 8.02E-28).Use values derived from the TRACI methodology if the PCR Reference indicates multiple methodologies. If only values from another methodology are available (such as those values).				
Global Warming Potential (GWP)				
A1	A2	A4	total	unit: <div>metric ton CO2 eq</div>
<input type="text"/>	<input type="text"/>	<input type="text"/>	<input type="text"/>	
Depletion potential of the stratospheric ozone layer (ODP)				
A1	A2	A4	total	unit: <div>metric ton CFC-11 eq</div>
<input type="text"/>	<input type="text"/>	<input type="text"/>	<input type="text"/>	
Eutrophication Potential (EP)				
A1	A2	A4	total	unit: <div>metric ton P eq</div>
<input type="text"/>	<input type="text"/>	<input type="text"/>	<input type="text"/>	
Acidification potential of soil and water (AP)				
A1	A2	A4	total	unit: <div>metric ton SO2 eq</div>
<input type="text"/>	<input type="text"/>	<input type="text"/>	<input type="text"/>	
Formation potential of tropospheric ozone (POCP)				
A1	A2	A4	total	unit: <div>metric ton CO eq</div>
<input type="text"/>	<input type="text"/>	<input type="text"/>	<input type="text"/>	
Use of non-renewable primary energy excluding non-renewable primary energy resources used as raw materials				
<small>Energy spent (dependent by burning or combusting fuel such as oil, coal, natural gas, etc)</small>				
A1	A2	A4	total	unit: <div>MJ</div>
<input type="text"/>	<input type="text"/>	<input type="text"/>	<input type="text"/>	
Use of non-renewable primary energy resources used as raw materials				
<small>Energy embodied (stored) in the material when it is not being burned or consumed (such as diamonds, oil additives, etc). This energy goes for manufacture by burning and combusting the materials</small>				
A1	A2	A4	total	unit: <div>MJ</div>
<input type="text"/>	<input type="text"/>	<input type="text"/>	<input type="text"/>	
Use of renewable primary energy excluding renewable primary energy resources used as raw materials				
<small>Energy embodied (stored) in the materials not being burned or consumed (examples are lignite, manure, other biomass additives, etc)</small>				
A1	A2	A4	total	unit: <div>MJ</div>
<input type="text"/>	<input type="text"/>	<input type="text"/>	<input type="text"/>	
Use of renewable primary energy used as raw materials				
<small>Energy from renewable resources (examples biomass, geothermal, hydroelectric, solar & wind energy, etc)</small>				
A1	A2	A4	total	unit: <div>MJ</div>
<input type="text"/>	<input type="text"/>	<input type="text"/>	<input type="text"/>	



STEP 11: Submit EPD

Environmental Product Declaration (EPD) Submission Summary

Please review the EPD information below before submitting.

[Back to input page](#)

[EPD Frequently Asked Questions](#)

Product Category Rule (PCR) Summary

Material Type	Steel Plate
PCR Reference	Part A: Designated Steel Construction Product EPD Requirements
Program Operator	US Environmental Standard
PCR Valid Until	6/30/2026

Environmental Product Declaration (EPD) Summary

Declaration Number	1.0000/1207-104.0
Facility Specific	This EPD Declaration reports impacts that are facility-specific and unique to the vendor.
EPD Issued	6/11/2021
EPD Valid Until	6/30/2026
Independent Verifier	Independently verified with ISO 14001 by: Labat R. Martin, US Environmental Independently verified with ISO 14001 by: Lerner International, France 0000
EPD Independently verified in accordance with ISO 14001	Yes

Product stage life cycle impact assessment results

Impact Assessment	A1	A2	A3	Total	Unit
Global Warming Potential (GWP)	1.48	0.075	0.097	1.651	metric tons CO2 eq.
Depletion potential of the stratospheric ozone layer (SDP)	0	0	1.06E-12	1.06E-12	metric tons CFC-11 eq.
Acidification Potential (AP)	0.000104	0.0000067	0.00000019	0.000111	metric tons SO2 eq.
Respiration potential of soil and water (RP)	0.000006	0.000006	0.000016	0.000028	metric tons SO2 eq.
Respiration potential of tropospheric ozone (RPO)	0	0	0	0	metric tons CO eq.
Use of non-renewable primary energy including non-renewable primary energy resources used as raw materials	0	0	0	0	kg
Use of non-renewable primary energy resource used as raw materials	0	0	0	0	kg
Use of renewable primary energy including renewable primary energy resources used as raw materials	0	0	0	0	kg
Use of renewable primary energy used as raw materials	0	0	0	0	kg

[Submit EPD](#)





STEP 12: Submit EPD Quantities

Submit an Environmental Product Declaration (EPD)

EPD information was saved.



Would you like to submit quantities of the material shipped to the jobsite under this EPD?

Yes

Not Now



STEP 13: Fill in project EA, quantities and any comments

Project

Start typing a project EA, DEA or project ID to find a project.

Vendor

Begin typing to view suggested vendors.

EPD Submittal Information

Quantity Shipped

Quantity Shipped Unit

Comments

You will be able to send notifications regarding this submission to project personnel on the following page.

Save



STEP 14: Send Notification and/or Add Project Personnel

Project Personnel

Place a checkmark next to the project personnel you would like to notify regarding this EPD submission. You may add recipients to the list as needed.

Email Address	Full Name	Role	Personnel Source	Select All	Remove
nash.munes@dot.ca.gov	Nash Munes	Resident Engineer	Caltrans RE DB	<input checked="" type="checkbox"/>	

Click
Here

Add New Project Personnel

Additional Notes

You may include additional notes in the text area below which will be included in the notification email sent to you and all selected project personnel. These notes are optional and not saved.

Send me a copy of the email ☒

Send Notification

Click
Here

STEP 15: Successful EPD Notification



DIME test1 Search ▾ Reports & Summaries ▾ Help & Forms ▾

[Dashboard](#) [New Sample](#) [Submit Results ▾](#) [Publish Tests](#) [Batch Numbers](#) [Submit EPD](#) [Calendar](#) [Q](#)

[DIME](#) » [EPD Dashboard](#) » Send EPD Notification

Send EPD Notification

Environmental Product Declaration (EPD) information was successfully sent to the following recipients

- nash.munes@dot.ca.gov
- delia.aguirre@dot.ca.gov (you)

Return to the EPD Dashboard

STEP 16: EPD Dashboard and Ship More



DIME test1

Search ▾

Reports & Summaries ▾

Help & Forms ▾

Dashboard

New Sample

Submit Results ▾

Publish Tests

Batch Numbers

Submit EPD

Calendar

Sample Quick Search

Delia Aguirre

» EPD Dashboard for CT HQ - Sacramento Materials Management Branch Field Office

EPD Dashboard

EPD Frequently Asked Questions

Submitted EPDs

[Find an EPD](#) | [Submit a new EPD](#)

Below are records of material shipped to the jobsite under an EPD by your organization. To submit new information regarding EPD eligible material shipped to a jobsite, you may click the "Ship More" link next to a previously submitted record. Alternatively, you may [find an existing EPD](#) to use or [submit a brand new EPD](#) to the system

Displaying 1-1 of 1

Project Info	Epd Declaration Number	Eligible Material	Vendor	Date Submitted	Quantity Shipped	Entered By	Actions
Project ID: 212981 DEA: 01262034 EFIS: 0112000204	4789971287.103.1	Steel Plate	Philips Lighting North America 200 Franklin Square Drive Somerset NJ, 088734186	8/4/2022	2500 1	Delia Aguirre	Ship More Delete

Are you a supplier, vendor or mill looking to submit EPD data? [Submit your data here.](#)

Click Here




EPD Supplemental Information


Caltrans Website



Visit Caltrans Website

<https://dot.ca.gov/programs/engineering-services>

[About Caltrans](#) [Contact Us](#) [ADA Certification](#) [Request ADA Compliant Documents](#) [Settings](#) [Translate](#)

[Travel](#) [Work with Caltrans](#) [Programs](#) [Caltrans Near Me](#) [Search](#)

Manuals

- [SNAIL](#)

Online Resources

- [Aggregate Prequalification Program](#)
- [Asphalt Supplier Certification Program](#)
- [Authorized Facility Audit List](#)
- [Authorized Laboratory List](#)
- [Authorized Materials Lists \(AML\)](#)
- Bidder Resources
 - [Archived Projects](#)
 - [Business & Economic Opportunity](#)
 - [Caltrans Bidding Connect](#)
 - [Caltrans Publications](#)
 - [Construction Contract Standards](#)
 - [Construction Standards Email List Server](#)
 - [Contact PPM&OE](#)
 - [Guidance](#)
- [Bridge Paint and Pavement Striping Paints](#)
- [California Test Methods \(CTM\)](#)
- [Data Interchange for Materials Engineering \(DIME\)](#)
- [Environmental Product Declarations \(EPD\)](#)
- [Inertial Profiler Certification Program \(IPCP\)](#)
- [Job Mix Formula Prequalification Program \(JMF-PP\)](#)
- [Local Government Oversight](#)


Structure Document Request

- [Confidentiality Agreement](#)
- [Structure Document Request Guidelines](#)



Visit Caltrans Website

<https://dot.ca.gov/programs/engineering-services>



Environmental Product Declarations (EPD)

The purpose of the Caltrans Environmental Product Declaration (EPD) Implementation Project is to collect EPDs for materials incorporated into construction projects in order to quantify the Global Warming Potential (GWP) emissions in the manufacturing of those materials for our transportation system.

Five major building materials put into service by Caltrans have been identified to include Concrete, Carbon Steel Rebar, Structural Steel (SS), Asphalt, and Aggregate and will be the initial set of materials to which EPDs will be collected and used for determining baseline GWP emissions.

The [Buy Clean California Act](#), originally signed into law on October 15, 2017 and amended on June 27, 2018, mandates collection of EPDs for eligible materials (carbon steel rebar, structural steel, flat glass, and mineral wool board insulation) to which this project will include in its deliverables.

- [Caltrans EPD Implementation Project Information \(PDF\)](#)
- [Standard Special Provision 6-1.06_A10-19-18 \(DOCX\)](#)
- [Latest Non-Standard Special Provision \(NSSP\) for Pilot Projects 6-1.06_N03-05-19_2019\(DOCX\)](#)

For more information on the Buy Clean California Act, please visit the [CA Department of General Services](#).

Pilot Project Updates

Pilot Projects Requiring EPDs (updated 07/22/2019, additional projects to be added)

Project EA	Estimated Advertise Date	Eligible Materials per Buy Clean California Act				Concrete	Asphalt	Aggregate
		Rebar	Structural Steel	Flat Glass	Mineral Wool Board Insulation			

Product Category Rules Website

✓ Indicates pilot project has anticipated quantity of material meeting threshold to require EPD as set forth in NSSP

Product Category Rules

Use the product category rule in effect on the date of bid opening unless otherwise authorized. Where a product category rule for material or product has expired without replacement as of the bid opening date, no environmental product declaration is required for that particular material or product.

Where separate bid item exists (Pilot Projects only): Submit a schedule of values for material and product environmental product declarations within 15 days after Contract approval.

Material or Product	Applicable PCR	Range of Applicability
Carbon Steel Rebar and Structural Steel	North American Product Category Rule for Designated Steel Construction Products(PDF)	May 5, 2015 / May 5, 2020
Flat Glass	GANA Product Category Rule for Flat Glass - UN CPC 3711(PDF)	March 31, 2014 / March 31, 2020
Mineral Wool Board Insulation	Product Category Rule (PCR) Guidance for Building-Related Products and Services Part B: Building Envelope Thermal Insulation EPD Requirements	April 11, 2018 / April 11, 2023
Aggregate	ASTM International Product Category Rules for Preparing an Environmental Product Declaration for Construction Aggregates: Natural Aggregate, Crushed Concrete, and Iron/Steel Furnace Slag	January 2017 / January 2022
Asphalt Concrete	National Asphalt Pavement Association Product Category Rules for Asphalt Mixtures(PDF)	January 31, 2017 / January 2022
Concrete	Product Category Rule for Environmental Product Declarations, PCR for Concrete(PDF)¹	April 2019 / February 22, 2024

¹The current PCR for Concrete has replaced Version 1.1 dated December 2013, published by Carbon Leadership Forum.

Program Operator Consortium (POC) develops PCRs, reviews and verifies EPDs, reports Life Cycle Assessment (LCA), and publishes customized Type III environmental declaration formats in accordance with the International Standard ISO 14025.

Find PCRs and EPDs on their website [programoperators.org](https://www.programoperators.org).



Summary and Takeaways

- Contractor's Role
- DIME Registration
- DIME Input Step-by-Step Walkthrough
- Supplemental Information

Questions?

Contact your METS Representative:

<https://mets.dot.ca.gov/metsrepresentatives.php>