

**STATE HIGHWAY OPERATION &
PROTECTION PROGRAM**

TEN-YEAR PROJECT BOOK

Fiscal Years 2021/22 – 2030/31



Quarter 4, Fiscal Year 2022/23
July 2023

Intentionally left blank

Table of Contents

- 1. Introduction 1**
 - 1.1 First Five Years of Projects.....1
 - 1.2 Last Five Years of Projects1
 - 1.3 Projects Evolve Over Time.....1
 - 1.4 What Is Included in the List of Projects?2
 - 1.5 A Fiscally Balanced and Performance-Driven Portfolio.....2
- 2. Project Book Summary 4**
 - Table 1 – Activity Summary by Project Costs4
 - Table 2 – Activity Summary by Number of Projects.....5
 - Table 3 – Senate Bill 1 (SB 1) Priority Activity Summary by Project Costs6
 - Table 4 – District, Metropolitan Planning Organization (MPO), Regional Transportation Planning Agency (RTPA), and County Project Summary7 and 8
 - Figure 1 – Map of County Project Cost Summary9
 - Figure 2 – Performance from the Primary Asset Classes10
 - Table 5– List of Projects by County11

1. Introduction

The California Department of Transportation (Caltrans) is undertaking the most ambitious 10-year highway repair program the state has seen in generations. By the end of this period Caltrans will have improved the conditions and operations of the system, provided more transportation mode choices and undertaken efforts to reduce climate impacts.

This Ten-Year Project Book (Project Book) shows how Caltrans will make that happen. It provides a list of the individual projects needed to restore the SHS to a condition that meets the 2027 performance targets enshrined into law through the Road Repair and Accountability Act of 2017 under Senate Bill 1 (SB1), and how these conditions will be maintained through 2031 and beyond.

The Project Book is a natural extension of Caltrans' asset management framework, presented in the *California Transportation Asset Management Plan (TAMP)* and implemented with the *State Highway System Management Plan (SHSMP)*. These two plans, founded on principles of performance management, form the basis to prioritize projects based on their contribution to the overall health of SHS and its many component parts. The TAMP and SHSMP articulate performance targets established by federal and state legislation and action by the California Transportation Commission (Commission).

There are close to \$48.3 billion worth of individual projects in the Project Book spanning this 10-year period, all part of Caltrans' fix-it-first program, known as the SHOPP (State Highway Operation and Protection Program). The SHOPP is supported by state and federal taxes and fees on vehicle fuels. Over one-third of the funds comes from SB1.

1.1 First Five Years of Projects

The projects in this Project Book are at various stages of development through the end of the quarter. Those in the first five years (expected to be advertised for construction now through 2026) have completed or are near complete with formal planning and are currently being designed or are expected to begin design in the next few years. Most have funding approval from the Commission for one or more phases of the project. These projects are well defined but could still require changes in scope, cost, or schedule as they go through the environmental and design processes.

1.2 Last Five Years of Projects

Most of the projects in the last five years are undergoing formal planning efforts or at the concept stage. They are typically less defined than the projects in the first five years. They tend to be in a stage of development during which stakeholder input can best be incorporated. These projects typically won't have Commission funding approval at this stage of development. Projects showing construction advertisement years beyond 2028 are considered conceptual and have the greatest potential for change. These longer-range projects reflect our best prediction of necessary investment over a longer time horizon. These projects won't have Commission funding approval.

1.3 Projects Evolve Over Time

The project development process is subject to many factors that could change the scope, cost, or schedule of projects. They could be replaced by other projects that better respond to changing needs or shifting priorities. For these reasons the Project Book is expected to evolve over time with each quarterly publication.

1.4 What Is Included in the List of Projects?

The Project Book lists the project number, project location, general nature of the work, current total cost estimate, and expected advertisement year in a single line for each project. The projects are sorted by District, then by county, and then by ascending route, year, and SB1 eligibility. Projects that are identified as SB1 priorities may include full or partial SB1 funding.

The intent of the Project Book is to raise awareness of planned future projects, not to provide detailed project information. Each of the Caltrans' districts maintain project level websites that provide detailed project information in their jurisdiction.

The Project Book summarizes projects by their main activity and performance objective, as defined in the SHSMP and listed below. Projects frequently include other activities beyond the main activity. For instance, Pavement projects can also include work in ADA Pedestrian Infrastructure, Complete Streets, Signs, and Lighting.

- **Pavement:** Pavement on Class I, II, and III Roadways
- **Bridge:** Bridge and Tunnel Health, Bridge Scour Mitigation, Bridge Seismic Restoration, Bridge Goods Movement Upgrades
- **Drainage:** Drainage Restoration, Drainage Pump Plants
- **Mobility:** Transportation Management Systems (TMS), ADA Pedestrian Infrastructure, Operational Improvements, Weigh-in-Motion scales (WIM), Commercial Vehicle Enforcement Facilities (CVEF)
- **Safety:** Proactive Safety, Reactive Safety
- **Signs and Lighting:** Signs, Lighting
- **Major Damage:** Major Damage Emergency Opening and Permanent Restoration
- **Protective Betterments:** Roadway Protective Betterments
- **Sustainability:** Storm Water Mitigation, Zero Emission Vehicle (ZEV) Infrastructure, Resiliency, and Climate Change
- **Complete Streets:** Fix Existing and Build New Bike and Pedestrian Infrastructure
- **Roadside:** Roadside Rehabilitation, Safety Roadside Rest Area (SRRA) Rehabilitation, Water and Wastewater Treatment at SRRAs
- **Facilities:** Transportation Related Facilities (TRF), Office Buildings
- **Advance Mitigation**
- **Relinquishment**

Detailed project documents and information can be found on the Caltrans Project Portal located at the following link: <https://dot.ca.gov/programs/asset-management/caltrans-project-portal>

An interactive map-based version of the Project Book can be found on the Caltrans website at the following link: <http://projectbook.dot.ca.gov/>

1.5 A Fiscally Balanced and Performance Driven Portfolio

The Project Book was developed by the districts under the following requirements:

- Each District's project portfolio performance meets or exceeds the Asset Management performance objective targets over the last 5-year period.

- Each District's proposed project portfolio is financially constrained and balanced over the last 5-year period.

Caltrans uses this Project Book to improve transparency by providing a roadmap to achieve performance targets. The information contained in the Project Book improves awareness and collaboration on transportation projects leading to better overall asset management for the people of California.

2. Project Book Summary

The statewide project portfolio is comprised of a total of 2,329 projects with a total project cost close to \$48.3 billion. Table 1 and Table 2 provide summaries by activity and fiscal year. Table 3 summarizes Senate Bill 1 (SB 1) priority activities. Table 4 presents a summary of the District’s project portfolios by Metropolitan Planning Organization (MPO), Regional Transportation Planning Agency (RTPA), and County. Figure 1 presents a County level map with the estimated total cost of projects within each county. Figure 2 presents the performance for all projects in the Project Book for the four primary asset classes – pavement, bridge, drainage, and transportation management systems. Table 5 presents the complete list of projects in the Project Book.

Table 1 – Activity Summary by Project Costs (\$K)

Activity	Advertised Years										Long Lead*	Grand Total (\$K)
	2021/22	2022/23	2023/24	2024/25	2025/26	2026/27	2027/28	2028/29	2029/30	2030/31		
Pavement	\$2,873,099	\$2,265,608	\$3,513,126	\$1,324,799	\$1,898,856	\$2,006,188	\$2,679,663	\$2,018,965	\$2,108,023	\$2,302,002		\$22,990,329
Bridge	\$885,524	\$711,908	\$508,279	\$522,130	\$1,433,691	\$627,070	\$335,367	\$756,856	\$314,418	\$351,022	\$736,653	\$7,182,918
Drainage	\$160,376	\$133,055	\$517,382	\$178,114	\$217,797	\$55,357	\$222,734	\$253,770	\$317,625	\$275,319		\$2,331,529
Mobility	\$525,519	\$811,337	\$647,712	\$328,827	\$246,034	\$219,210	\$126,728	\$143,046	\$356,285	\$225,879		\$3,630,577
TMS	\$145,649	\$624,425	\$414,583	\$239,674	\$111,179	\$204,800	\$47,504	\$29,657	\$125,451	\$139,513		\$2,082,435
ADA	\$187,624	\$43,049	\$131,555	\$31,426	\$61,703	\$8,447	\$36,430	\$42,472	\$123,669	\$37,146		\$703,521
Operational Improvements	\$136,365	\$138,631	\$101,574	\$17,801	\$46,472	\$5,963	\$42,794	\$62,454	\$36,160	\$43,271		\$631,485
WIM Scales & CVEFs	\$55,881	\$5,232		\$39,926	\$26,680			\$8,463	\$71,005	\$5,949		\$213,136
Safety	\$1,174,825	\$516,813	\$958,809	\$311,409	\$595,141	\$246,773	\$88,340	\$100,211	\$44,095	\$69,974		\$4,106,390
Reactive Safety	\$555,910	\$281,382	\$700,188	\$235,174	\$447,560	\$166,137	\$13,411					\$2,399,762
Proactive Safety	\$618,915	\$235,431	\$258,621	\$76,235	\$147,581	\$80,636	\$74,929	\$100,211	\$44,095	\$69,974		\$1,706,628
Signs and Lighting		\$27,981	\$61,611	\$30,121	\$40,546	\$26,491	\$76,073	\$22,782	\$16,861	\$14,137		\$316,603
Major Damage	\$660,522	\$1,085,322	\$529,232	\$184,545	\$105,126	\$36,275	\$43,762	\$9,271		\$10,205	\$461,699	\$3,125,959
Emergency Opening	\$361,866	\$876,752	\$36,139									\$1,274,757
Permanent Restoration	\$298,656	\$208,570	\$493,093	\$184,545	\$105,126	\$36,275	\$43,762	\$9,271		\$10,205	\$461,699	\$1,851,202
Protective Betterments	\$45,878	\$3,135	\$13,520	\$9,706	\$3,698			\$12,651	\$64,600			\$153,188
Sustainability	\$251,297	\$127,803	\$178,597	\$53,460	\$93,008	\$171,489	\$14,992	\$87,414	\$51,635	\$282,399	\$1,029,500	\$2,341,594
Complete Streets	\$2,011		\$16,100			\$64,072	\$68,912	\$114,285	\$122,756	\$179,529		\$567,665
Roadside	\$3,070	\$102,918	\$61,323	\$26,323	\$11,178	\$49,012	\$99,550	\$56,769	\$37,720	\$43,535		\$491,398
Facilities	\$55,594	\$27,856	\$86,005	\$241,881	\$110,707	\$142,709	\$46,380	\$66,058	\$94,427	\$34,268		\$905,885
Advance Mitigation				\$9,441								\$9,441
Relinquishment	\$20,900	\$10,460	\$41,566	\$5,489		\$43,189						\$121,604
Total (\$K)	\$6,658,615	\$5,824,196	\$7,133,262	\$3,226,245	\$4,755,782	\$3,687,835	\$3,802,501	\$3,642,078	\$3,528,445	\$3,788,269	\$2,227,852	\$48,275,080

* Total known costs of long lead projects beyond 2031

Table 2 – Activity Summary by Number of Projects

Activity	Advertised Years										Long Lead*	Grand Total (\$K)
	2021/22	2022/23	2023/24	2024/25	2025/26	2026/27	2027/28	2028/29	2029/30	2030/31		
Pavement	50	50	78	39	66	49	57	51	63	74		577
Bridge	59	39	26	20	31	14	15	21	14	14	2	255
Drainage	15	11	33	15	22	2	11	22	17	16		164
Mobility	44	33	27	17	13	10	11	15	26	22		218
TMS	9	20	14	8	6	8	4	3	10	12		94
ADA	21	6	9	3	3	1	3	3	7	4		60
Operational Improvements	10	6	4	2	3	1	4	7	5	5		47
WIM Scales & CVEFs	4	1		4	1			2	4	1		17
Safety	109	59	76	35	55	17	6	5	8	9		379
Reactive Safety	52	33	55	27	47	14	1					229
Proactive Safety	57	26	21	8	8	3	5	5	8	9		150
Signs and Lighting		1	2	3	2	1	4	3	2	3		21
Major Damage	137	250	29	11	12	2	2	1		1	1	446
Emergency Opening	102	235	14									351
Permanent Restoration	35	15	15	11	12	2	2	1		1	1	95
Protective Betterments	2	1	1	1	1			1	2			9
Sustainability	21	13	8	5	9	12	1	22	8	13	2	114
Complete Streets	1		1			3	4	8	13	11		41
Roadside	1	7	2	2	2	4	4	7	4	3		36
Facilities	3	3	6	11	8	4	3	7	6	4		55
Advance Mitigation				2								2
Relinquishment	2	1	4	1		4						12
Total	444	468	293	162	221	122	118	163	163	170	5	2,329

* Total known costs of long lead projects beyond 2031

Table 3 – Senate Bill 1 (SB1) Priority Activity Summary by Project Costs (\$K)

Activity	Advertised Years										Long Lead*	Grand Total (\$K)
	2021/22	2022/23	2023/24	2024/25	2025/26	2026/27	2027/28	2028/29	2029/30	2030/31		
Planning						\$2,066,296	\$3,172,425	\$2,550,961	\$2,810,517	\$3,036,056		\$13,636,254
Pavement						\$1,746,365	\$2,679,663	\$1,865,772	\$2,053,023	\$2,302,002		\$10,646,825
Bridge						\$90,441	\$289,873	\$421,019	\$314,418	\$319,222		\$1,434,973
TMS						\$204,800	\$47,504	\$29,657	\$125,451	\$139,513		\$546,925
Drainage						\$24,690	\$155,385	\$234,513	\$317,625	\$275,319		\$1,007,532
Post-Planning	\$4,064,648	\$3,734,996	\$4,953,370	\$2,264,717	\$3,661,523	\$827,119	\$112,843	\$508,287	\$55,000	\$31,800	\$736,653	\$20,950,956
Pavement	\$2,873,099	\$2,265,608	\$3,513,126	\$1,324,799	\$1,898,856	\$259,823		\$153,193	\$55,000			\$12,343,504
Bridge	\$885,524	\$711,908	\$508,279	\$522,130	\$1,433,691	\$536,629	\$45,494	\$335,837		\$31,800	\$736,653	\$5,747,945
TMS	\$145,649	\$624,425	\$414,583	\$239,674	\$111,179							\$1,535,510
Drainage	\$160,376	\$133,055	\$517,382	\$178,114	\$217,797	\$30,667	\$67,349	\$19,257				\$1,323,997
Total (\$K)	\$4,064,648	\$3,734,996	\$4,953,370	\$2,264,717	\$3,661,523	\$2,893,415	\$3,285,268	\$3,059,248	\$2,865,517	\$3,067,856	\$736,653	\$34,587,210

*Total known costs of long lead projects beyond 2031

Table 4 – District, Metropolitan Planning Organization (MPO), Regional Transportation Planning Agency (RTPA), and County Project Summary

District	MPO/RTPA	County	Number of Projects	Sum of Project Cost (\$K)
1	Del Norte LTC	Del Norte	19	\$221,120
	Humboldt CAG	Humboldt	68	\$1,236,375
	Lake CCAPC	Lake	19	\$284,466
	Mendocino COG	Mendocino	64	\$1,613,889
Total D1			170	\$3,355,850
2	Lassen CTC	Lassen	18	\$281,793
	Modoc LTC	Modoc	7	\$85,249
	Plumas CTC	Plumas	21	\$400,320
	Shasta (SRTA)	Shasta	39	\$815,678
	Siskiyou CLTC	Siskiyou	40	\$989,742
	Tehama CTC	Tehama	21	\$287,015
	Trinity CTC	Trinity	21	\$264,498
Total D2			167	\$3,124,295
3	Butte (BCAG)	Butte	22	\$341,205
	Colusa (CTC)	Colusa	9	\$203,865
	Glenn CTC	Glenn	4	\$75,877
	Nevada CTC	Nevada	18	\$620,679
	Sacramento (SACOG)/Tahoe (TRPA)	El Dorado	19	\$480,135
	Sacramento SACOG	Placer	28	\$757,914
		Sacramento	44	\$955,673
		Sutter	8	\$115,402
		Yolo	12	\$377,912
		Yuba	9	\$239,851
	Sierra LTC	Sierra	5	\$40,913
Total D3			178	\$4,209,426
4	Metropolitan (MTC)	Alameda	102	\$1,733,766
		Contra Costa	48	\$1,015,368
		Marin	46	\$1,601,027
		Napa	37	\$400,218
		San Francisco	14	\$367,684
		San Mateo	78	\$1,256,940
		Santa Clara	71	\$1,410,180
		Solano	43	\$1,089,797
		Sonoma	73	\$829,597
Total D4			512	\$9,704,576

5	Monterey (AMBAG)	Monterey	54	\$1,028,844
		San Benito	7	\$71,795
		Santa Cruz	41	\$548,492
	San Luis Obispo (SLOCOG)	San Luis Obispo	44	\$550,269
	Santa Barbara (SBCAG)	Santa Barbara	67	\$1,069,675
Total D5			213	\$3,269,075
6	Fresno (FCOG)	Fresno	46	\$1,090,701
	Kern (KCOG)	Kern	53	\$1,042,091
	Kings (KCOG)	Kings	11	\$267,832
	Madera (MCTC)	Madera	15	\$254,627
	Mariposa LTC	Mariposa	1	\$850
	Tulare (TCAG)	Tulare	27	\$464,984
Total D6			153	\$3,121,085
7	Southern California (SCAG)	Los Angeles	273	\$5,483,833
		Ventura	55	\$973,571
Total D7			328	\$6,457,404
8	Southern California (SCAG)	Riverside	74	\$2,260,481
		San Bernardino	109	\$2,412,435
Total D8			183	\$4,672,916
9	Inyo LTC	Inyo	18	\$307,207
	Kern (KCOG)	Kern	17	\$615,346
	Mono LTC	Mono	19	\$215,789
Total D9			54	\$1,138,342
10	Alpine LTC	Alpine	13	\$176,231
	Amador CTC	Amador	10	\$133,294
	Calaveras COG	Calaveras	17	\$302,622
	Mariposa LTC	Mariposa	8	\$471,030
	Merced (MCOG)	Merced	31	\$613,896
	San Joaquin (SJOAG)	San Joaquin	50	\$1,440,772
	Stanislaus (StanCOG)	Stanislaus	24	\$462,022
Tuolumne CTC	Tuolumne	11	\$141,175	
Total D10			164	\$3,741,042
11	San Diego (SANDAG)	San Diego	92	\$3,141,200
	Southern California (SCAG)	Imperial	20	\$440,611
Total D11			112	\$3,581,811
12	Southern California (SCAG)	Orange	95	\$1,899,258
Total D12			95	\$1,899,258
Total Statewide (\$K)			2,329	\$48,275,080

CAG – County Association of Governments
 CCAPC – City/County Area Planning Council
 CLTC – County Local Transportation Commission
 COG – Council of Governments
 LTC – Local Transportation Commission
 RPA – Regional Planning Agency
 RTA – Regional Transportation Agency
 TC-Transportation Commission

Figure 1 – Map of County Project Cost Summary (\$K)



Figure 2 – Performance from the Primary Asset Classes

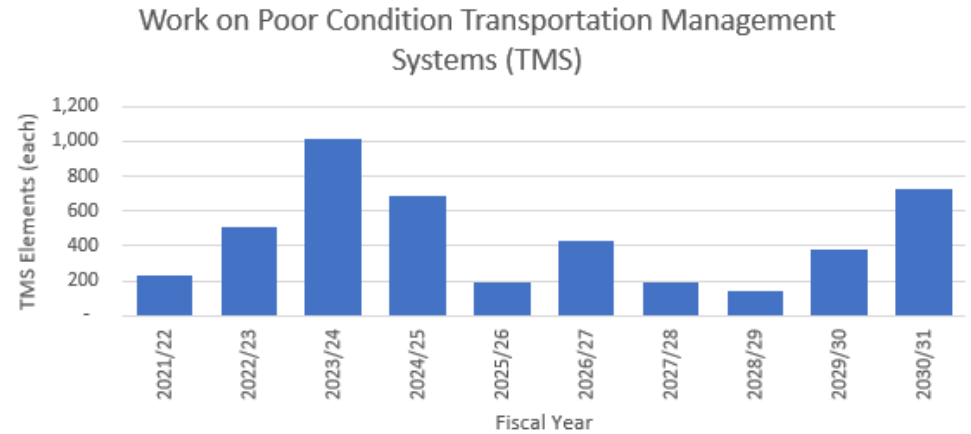
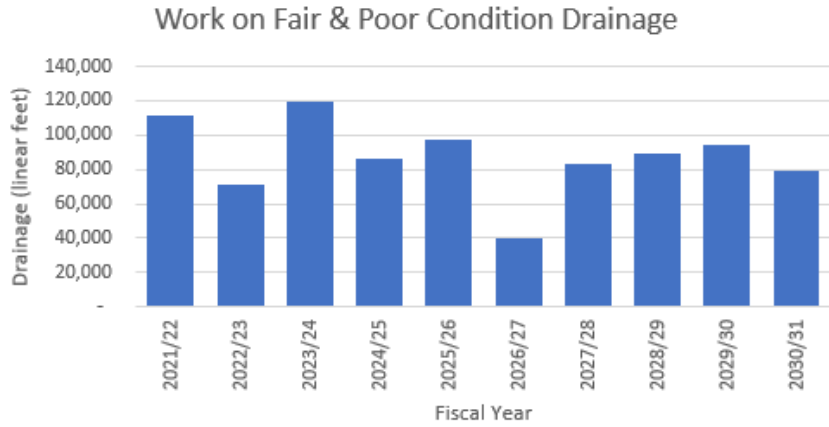
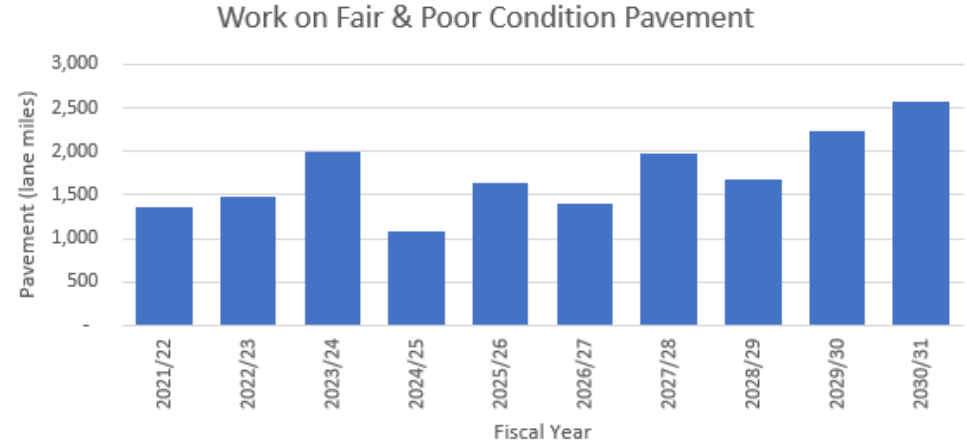
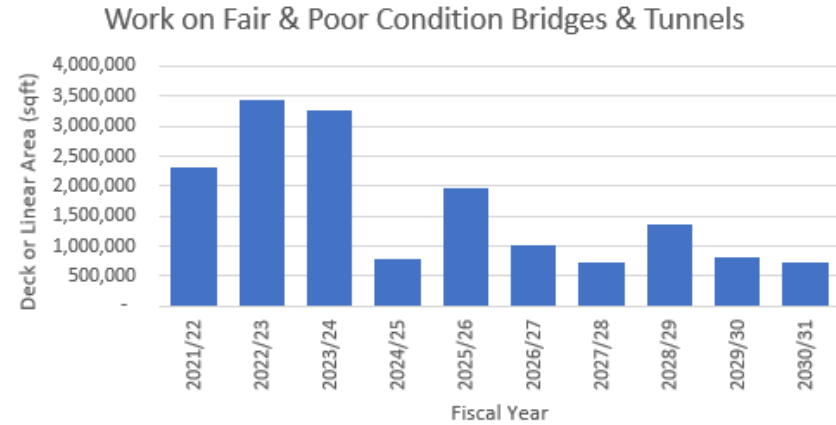


Table 5 – List of Projects by County

SHOPP ID	District	County	Route	Begin Mile	End Mile	Activity	Planning or Post planning?	Advertised Year	Project Cost (\$K)	SB 1 Priority
22305	1	Del Norte	101	8.2	8.7	Bridge	Post-Planning	2021/22	\$438	Yes
16494	1	Del Norte	101	12.5	16.3	Major Damage - Permanent Restoration	Post-Planning	2030/31	\$10,205	
21946	1	Del Norte	101	12.6	13.2	Major Damage - Permanent Restoration	Post-Planning	2026/27	\$31,961	
22702	1	Del Norte	101	15.6	16.2	Reactive Safety	Post-Planning	2024/25	\$15,183	
23347	1	Del Norte	101	18.4	19.3	Reactive Safety	Post-Planning	2026/27	\$10,221	
20248	1	Del Norte	101	23.593	46.492	Pavement	Planning	2030/31		Yes
22923	1	Del Norte	101	25.84	25.84	Bridge	Post-Planning	2021/22	\$583	Yes
22924	1	Del Norte	101	35.8	36.5	Bridge	Post-Planning	2025/26	\$1,466	Yes
22944	1	Del Norte	101	39.2	39.6	Reactive Safety	Post-Planning	2025/26	\$7,300	
23673	1	Del Norte	101	39.6	39.9	Reactive Safety	Planning	2025/26		
20275	1	Del Norte	101	M0.0	46.492	Drainage	Post-Planning	2027/28	\$32,875	Yes
20247	1	Del Norte	101	R2.6	23.8	Pavement	Post-Planning	2024/25	\$42,560	Yes
16414	1	Del Norte	101	R5.1	R5.6	Mobility - Operational Improvements	Post-Planning	2021/22	\$4,235	
23323	1	Del Norte	199	2.7	2.85	Major Damage - Emergency Opening	Post-Planning	2021/22	\$2,475	
22373	1	Del Norte	199	24.11	24.267	Reactive Safety	Post-Planning	2023/24	\$4,569	
23876	1	Del Norte	199	26.89	26.89	Major Damage - Emergency Opening	Post-Planning	2022/23	\$7,250	
16443	1	Del Norte	199	28.1	28.1	Facilities	Post-Planning	2021/22	\$9,723	
23294	1	Del Norte	199	33.3	33.52	Roadside	Planning	2029/30		
23327	1	Del Norte	199	T0.8	T0.8	Reactive Safety	Post-Planning	2025/26	\$7,960	
20286	1	Humboldt	36	0	45.5	Drainage	Planning	2028/29		Yes
13533	1	Humboldt	36	0.1	1.7	Proactive Safety	Post-Planning	2021/22	\$16,504	
21406	1	Humboldt	36	3.9	6	Reactive Safety	Post-Planning	2023/24	\$29,644	
23818	1	Humboldt	36	7	42	Major Damage - Emergency Opening	Post-Planning	2022/23	\$6,600	
9246	1	Humboldt	36	11.3	34.6	Proactive Safety	Post-Planning	2021/22	\$25,772	
23480	1	Humboldt	36	11.3	34.6	Proactive Safety	Post-Planning	2025/26	\$787	
19292	1	Humboldt	36	13.5	36.1	Pavement	Post-Planning	2022/23	\$40,731	Yes
13440	1	Humboldt	36	21.5	21.5	Sustainability	Post-Planning	2021/22	\$4,065	
18984	1	Humboldt	36	25.4	26	Major Damage - Permanent Restoration	Post-Planning	2024/25	\$17,097	
16814	1	Humboldt	36	R23.91	R23.91	Bridge	Post-Planning	2021/22	\$3,564	Yes
23127	1	Humboldt	96	0	R40.0	Drainage	Planning	2030/31		Yes
23416	1	Humboldt	96	0	R44.9	Major Damage - Emergency Opening	Post-Planning	2021/22	\$3,980	
24062	1	Humboldt	96	6	7	Major Damage - Emergency Opening	Planning	2022/23		
23772	1	Humboldt	96	22.5	24.5	Major Damage - Emergency Opening	Post-Planning	2022/23	\$1,140	
18986	1	Humboldt	96	27	28	Major Damage - Permanent Restoration	Post-Planning	2021/22	\$9,906	
11281	1	Humboldt	96	28.07	29.92	Proactive Safety	Post-Planning	2021/22	\$15,157	
22881	1	Humboldt	96	R38.9	R38.9	Facilities	Planning	2026/27		
23796	1	Humboldt	101	0.9	0.9	Drainage	Post-Planning	2025/26	\$9,650	Yes
22719	1	Humboldt	101	1.1	2.2	Mobility - Operational Improvements	Post-Planning	2023/24	\$13,687	
23138	1	Humboldt	101	1.61	1.61	Drainage	Planning	2030/31		Yes
19295	1	Humboldt	101	2.4	M53.9	Drainage	Post-Planning	2023/24	\$25,964	Yes
23066	1	Humboldt	101	27.946	39.16	Pavement	Planning	2030/31		Yes
19296	1	Humboldt	101	56.6	R137.1	Drainage	Post-Planning	2024/25	\$23,246	Yes
18135	1	Humboldt	101	57.1	67.8	Proactive Safety	Post-Planning	2021/22	\$10,543	
23435	1	Humboldt	101	57.14	67.79	Proactive Safety	Post-Planning	2023/24	\$275	
23266	1	Humboldt	101	73.3	75.4	Complete Streets	Planning	2026/27		
22715	1	Humboldt	101	73.3	76.1	Complete Streets	Post-Planning	2023/24	\$16,100	
23481	1	Humboldt	101	75.9	79.5R	Reactive Safety	Post-Planning	2021/22	\$21,303	
23312	1	Humboldt	101	76.73	79.41R	Mobility - TMS	Planning	2030/31		Yes
14178	1	Humboldt	101	87.5	89.6	Proactive Safety	Post-Planning	2021/22	\$10,322	
16428	1	Humboldt	101	88.3	88.6	Mobility - Operational Improvements	Post-Planning	2022/23	\$9,724	
21782	1	Humboldt	101	125.2	125.62	Reactive Safety	Post-Planning	2025/26	\$13,453	

Note: This Ten-Year Project Book is subject to change.

SHOPP ID	District	County	Route	Begin Mile	End Mile	Activity	Planning or Post planning?	Advertised Year	Project Cost (\$K)	SB 1 Priority
21685	1	Humboldt	101	125.7	R131.77	Pavement	Planning	2027/28		Yes
23622	1	Humboldt	101	78.7L	79.7	Major Damage - Emergency Opening	Post-Planning	2022/23	\$1,570	
23735	1	Humboldt	101	79.5R	80.2	Bridge	Post-Planning	2028/29	\$171,440	Yes
18757	1	Humboldt	101	M53.9	M53.9	Bridge	Post-Planning	2024/25	\$42,251	Yes
23065	1	Humboldt	101	R10.3	23.89	Pavement	Planning	2029/30		Yes
23369	1	Humboldt	101	R135.0	R137.0	Major Damage - Emergency Opening	Post-Planning	2021/22	\$745	
23782	1	Humboldt	101	R40.0	51.5	Major Damage - Emergency Opening	Post-Planning	2022/23	\$2,490	
21137	1	Humboldt	101	R46.011	58.8	Pavement	Planning	2030/31		Yes
23756	1	Humboldt	101	R51.0	R90.5	Major Damage - Emergency Opening	Post-Planning	2022/23	\$1,970	
23781	1	Humboldt	101	T0.0	1.5	Major Damage - Emergency Opening	Post-Planning	2022/23	\$3,350	
23838	1	Humboldt	101	T0.0	66.7	Sustainability	Planning	2030/31		
20254	1	Humboldt	101	T0.0	R10.269	Pavement	Planning	2026/27		Yes
18826	1	Humboldt	169	15.07	33.75	Drainage	Post-Planning	2023/24	\$12,815	Yes
20848	1	Humboldt	169	19	33	Major Damage - Permanent Restoration	Post-Planning	2021/22	\$10,270	
23982	1	Humboldt	211	R77.0	78.7	Bridge	Planning	2030/31		Yes
23732	1	Humboldt	211	R77.2	78.6	Major Damage - Emergency Opening	Post-Planning	2022/23	\$7,900	
18710	1	Humboldt	254	0	43	Drainage	Post-Planning	2025/26	\$36,720	Yes
21085	1	Humboldt	254	0.8	21	Drainage	Post-Planning	2023/24	\$6,989	Yes
18761	1	Humboldt	254	4.18	4.18	Sustainability	Post-Planning	2021/22	\$12,966	
23475	1	Humboldt	254	4.2	4.2	Sustainability	Post-Planning	2024/25	\$4,333	
20851	1	Humboldt	254	4.3	4.7	Major Damage - Permanent Restoration	Post-Planning	2022/23	\$17,645	
23545	1	Humboldt	254	4.3	4.7	Major Damage - Permanent Restoration	Post-Planning	2024/25	\$470	
23896	1	Humboldt	254	7	8	Major Damage - Emergency Opening	Post-Planning	2022/23	\$6,535	
19286	1	Humboldt	299	0	R5.7	Pavement	Post-Planning	2022/23	\$18,216	Yes
21375	1	Humboldt	299	30.7	33.4	Reactive Safety	Post-Planning	2021/22	\$39,207	
23470	1	Humboldt	299	30.7	33.4	Reactive Safety	Post-Planning	2025/26	\$557	
22632	1	Humboldt	299	30.7	37.7	Reactive Safety	Post-Planning	2021/22	\$340	
17073	1	Humboldt	299	R1.9	37.8	Drainage	Post-Planning	2021/22	\$10,207	Yes
23476	1	Humboldt	299	R1.9	37.8	Drainage	Post-Planning	2025/26	\$535	Yes
23415	1	Humboldt	299	R10.0	43.035	Major Damage - Emergency Opening	Post-Planning	2021/22	\$6,625	
18992	1	Humboldt	299	R11.0	R11.4	Major Damage - Permanent Restoration	Post-Planning	2022/23	\$15,317	
22312	1	Humboldt	299	R16.1	R26.6	Sustainability	Post-Planning	2021/22	\$460	
23687	1	Humboldt	299	R26.5	R27.5	Major Damage - Emergency Opening	Post-Planning	2022/23	\$1,990	
23067	1	Humboldt	299	R29.2	43.035	Pavement	Planning	2026/27		Yes
19288	1	Humboldt	299	R7.6	R29.2	Pavement	Post-Planning	2022/23	\$22,280	Yes
21945	1	Humboldt	299	R8.0	R8.8	Major Damage - Permanent Restoration	Post-Planning	2024/25	\$59,673	
20872	1	Lake	20	2	2.8	Reactive Safety	Post-Planning	2021/22	\$24,929	
23144	1	Lake	20	4	R43.5	Drainage	Planning	2030/31		Yes
22636	1	Lake	20	5.1	6.3	Reactive Safety	Post-Planning	2022/23	\$480	
22637	1	Lake	20	5.8	5.8	Bridge	Post-Planning	2022/23	\$384	Yes
23265	1	Lake	20	8.3	29.54	Complete Streets	Planning	2029/30		
23135	1	Lake	20	16.74	18.02	Complete Streets	Planning	2028/29		
23457	1	Lake	20	R43.9	R44.2	Reactive Safety	Planning	2026/27		
23199	1	Lake	29	5	5.9	Reactive Safety	Post-Planning	2026/27	\$16,324	
23504	1	Lake	29	7.4	8.9	Reactive Safety	Planning	2024/25		
20277	1	Lake	29	11.89	23.6	Pavement	Post-Planning	2025/26	\$31,232	Yes
23757	1	Lake	29	12.5	14.5	Major Damage - Emergency Opening	Post-Planning	2022/23	\$2,750	
22813	1	Lake	29	17.6	18	Reactive Safety	Post-Planning	2025/26	\$4,977	
23642	1	Lake	29	31.4	33.7	Reactive Safety	Planning	2025/26		
20290	1	Lake	29	31.6	52.5	Pavement	Planning	2027/28		Yes
20909	1	Lake	29	R34.9	R35.23	Reactive Safety	Post-Planning	2021/22	\$7,090	

Note: This Ten-Year Project Book is subject to change.

SHOPP ID	District	County	Route	Begin Mile	End Mile	Activity	Planning or Post planning?	Advertised Year	Project Cost (\$K)	SB 1 Priority
23407	1	Lake	175	0	1.5	Major Damage - Emergency Opening	Post-Planning	2021/22	\$3,920	
23908	1	Lake	175	0	1.5	Major Damage - Emergency Opening	Post-Planning	2022/23	\$2,750	
19029	1	Lake	175	0.26	0.42	Reactive Safety	Post-Planning	2021/22	\$5,770	
23956	1	Lake	175	20.5	23	Major Damage - Emergency Opening	Post-Planning	2022/23	\$2,000	
20270	1	Mendocino	1	0	105.5	Drainage	Planning	2029/30		Yes
17257	1	Mendocino	1	6.4	6.8	Reactive Safety	Post-Planning	2023/24	\$8,464	
20274	1	Mendocino	1	14.7	33.9	Pavement	Post-Planning	2025/26	\$30,819	Yes
21152	1	Mendocino	1	18.5	18.5	Bridge	Planning	2027/28		Yes
23256	1	Mendocino	1	20.4	97.1	Facilities	Planning	2029/30		
13550	1	Mendocino	1	31.35	31.35	Proactive Safety	Post-Planning	2021/22	\$15,761	
23819	1	Mendocino	1	31.4	31.4	Proactive Safety	Post-Planning	2025/26	\$2,838	
19291	1	Mendocino	1	33.7	R51.0	Pavement	Post-Planning	2023/24	\$29,438	Yes
22126	1	Mendocino	1	33.91	37.2	Pavement	Planning	2030/31		Yes
16451	1	Mendocino	1	41.8	42.3	Reactive Safety	Post-Planning	2022/23	\$5,806	
16448	1	Mendocino	1	42.3	42.5	Protective Betterments	Post-Planning	2022/23	\$3,135	
23827	1	Mendocino	1	42.4	43.3	Bridge	Planning	2029/30		Yes
22536	1	Mendocino	1	42.4	43.3	Bridge	Post-Planning	2025/26	\$23,225	Yes
9133	1	Mendocino	1	43.3	44.2	Bridge	Post-Planning	2026/27	\$97,357	Yes
17457	1	Mendocino	1	71.3	71.3	Reactive Safety	Post-Planning	2022/23	\$3,514	
23521	1	Mendocino	1	75	77	Major Damage - Permanent Restoration	Post-Planning	2031/32	\$461,699	
21686	1	Mendocino	1	78.9	87.85	Pavement	Planning	2026/27		Yes
23872	1	Mendocino	1	82.5	105.5	Major Damage - Emergency Opening	Post-Planning	2022/23	\$11,313	
19290	1	Mendocino	1	87.85	105.578	Pavement	Post-Planning	2022/23	\$26,675	Yes
22342	1	Mendocino	1	R51.3	R52.1	Proactive Safety	Post-Planning	2021/22	\$18,815	
23754	1	Mendocino	1	R51.3	R52.1	Proactive Safety	Post-Planning	2025/26	\$1,440	
18136	1	Mendocino	1	R65.13	65.49	Reactive Safety	Post-Planning	2021/22	\$5,286	
23146	1	Mendocino	20	19.1	20.3	Reactive Safety	Post-Planning	2021/22	\$9,763	
23368	1	Mendocino	20	24	25	Major Damage - Emergency Opening	Post-Planning	2021/22	\$645	
23234	1	Mendocino	20	33.3	33.4	Bridge	Post-Planning	2024/25	\$1,227	Yes
20852	1	Mendocino	101	1.5	2	Major Damage - Permanent Restoration	Post-Planning	2021/22	\$11,649	
23068	1	Mendocino	101	4	R6.0	Major Damage - Emergency Opening	Post-Planning	2021/22	\$13,020	
18672	1	Mendocino	101	10.8	11.2	Mobility - ADA	Post-Planning	2024/25	\$16,316	
19289	1	Mendocino	101	21	28.6	Pavement	Post-Planning	2024/25	\$52,712	Yes
20620	1	Mendocino	101	27	27.4	Facilities	Post-Planning	2025/26	\$7,003	
22000	1	Mendocino	101	30.8	R33.8	Reactive Safety	Post-Planning	2022/23	\$9,057	
22947	1	Mendocino	101	38	40	Major Damage - Emergency Opening	Post-Planning	2021/22	\$3,270	
21799	1	Mendocino	101	39.8	40.4	Reactive Safety	Post-Planning	2025/26	\$23,968	
22253	1	Mendocino	101	41.2	R42.8	Reactive Safety	Post-Planning	2023/24	\$16,910	
23688	1	Mendocino	101	42	R43.5	Major Damage - Emergency Opening	Post-Planning	2022/23	\$3,800	
24059	1	Mendocino	101	42	R45.5	Major Damage - Emergency Opening	Planning	2022/23		
23422	1	Mendocino	101	42.4	R44.5	Major Damage - Emergency Opening	Post-Planning	2021/22	\$5,220	
18675	1	Mendocino	101	48.96	55.06	Pavement	Post-Planning	2023/24	\$15,072	Yes
22659	1	Mendocino	101	50.7	52.2	Reactive Safety	Post-Planning	2024/25	\$19,309	
19285	1	Mendocino	101	55	64.9	Pavement	Post-Planning	2023/24	\$33,605	Yes
21336	1	Mendocino	101	63.9	R104.5	Drainage	Post-Planning	2022/23	\$6,482	Yes
23726	1	Mendocino	101	63.96	R104.5	Drainage	Post-Planning	2023/24	\$527	Yes
20245	1	Mendocino	101	81.37	T91.32	Pavement	Planning	2026/27		Yes
23676	1	Mendocino	101	92.452	98.8	Major Damage - Emergency Opening	Post-Planning	2022/23	\$3,285	
23675	1	Mendocino	101	93.87	96.32	Major Damage - Emergency Opening	Post-Planning	2022/23	\$2,310	
23412	1	Mendocino	101	R0.103	R9.6	Bridge	Planning	2029/30		Yes
13636	1	Mendocino	101	R106.2	T106.8	Bridge	Post-Planning	2021/22	\$7,203	Yes

Note: This Ten-Year Project Book is subject to change.

SHOPP ID	District	County	Route	Begin Mile	End Mile	Activity	Planning or Post planning?	Advertised Year	Project Cost (\$K)	SB 1 Priority
23346	1	Mendocino	101	R24.51	R25.51	Major Damage - Emergency Opening	Post-Planning	2021/22	\$6,314	
20240	1	Mendocino	101	R26.3	R33.73	Pavement	Planning	2029/30		Yes
18674	1	Mendocino	101	R33.73	R43.20	Pavement	Post-Planning	2022/23	\$52,888	Yes
22718	1	Mendocino	101	R9.5	10.8	Reactive Safety	Post-Planning	2025/26	\$19,245	
20250	1	Mendocino	101	T91.3	T106.8	Pavement	Post-Planning	2025/26	\$36,543	Yes
22124	1	Mendocino	128	0	50.5	Drainage	Post-Planning	2027/28	\$34,474	Yes
20289	1	Mendocino	128	17.9	30.7	Pavement	Post-Planning	2025/26	\$24,630	Yes
23279	1	Mendocino	128	R28.02	29.82	Complete Streets	Planning	2029/30		
19166	1	Mendocino	162	8	8.4	Bridge	Post-Planning	2021/22	\$14,361	Yes
23467	1	Mendocino	162	8.2	8.2	Bridge	Post-Planning	2025/26	\$378	Yes
22733	1	Mendocino	162	29.18	30.67	Complete Streets	Post-Planning	2021/22	\$2,011	
18673	1	Mendocino	162	R0.0	25.7	Pavement	Post-Planning	2023/24	\$49,951	Yes
21921	1	Mendocino	253	1.7	2.5	Major Damage - Permanent Restoration	Post-Planning	2022/23	\$30,297	
23771	1	Mendocino	253	7.5	9.5	Major Damage - Emergency Opening	Post-Planning	2022/23	\$2,100	
23070	1	Mendocino	271	0	7.3	Pavement	Planning	2026/27		Yes
23518	1	Mendocino	271	17	18	Major Damage - Emergency Opening	Post-Planning	2021/22	\$2,750	
20847	1	Mendocino	271	19.8	19.8	Major Damage - Permanent Restoration	Post-Planning	2021/22	\$8,431	
22082	2	Lassen	36	0.5	22.2	Drainage	Planning	2028/29		Yes
22488	2	Lassen	36	14.5	16.786	Reactive Safety	Post-Planning	2023/24	\$10,500	
23001	2	Lassen	36	16.7	22.4	Pavement	Planning	2027/28		Yes
19191	2	Lassen	44	0	37.247	Pavement	Post-Planning	2022/23	\$39,256	Yes
22261	2	Lassen	44	6.5	7.1	Reactive Safety	Post-Planning	2022/23	\$5,080	
23579	2	Lassen	70	0	2.7	Major Damage - Emergency Opening	Post-Planning	2022/23	\$1,300	
23005	2	Lassen	139	0	0.74	Pavement	Planning	2029/30		Yes
19217	2	Lassen	139	0.74	11	Pavement	Post-Planning	2023/24	\$16,952	Yes
24292	2	Lassen	139	21.3	66.4	Drainage	Planning	2030/31		Yes
22039	2	Lassen	299	13.4	13.4	Bridge	Post-Planning	2024/25	\$3,763	Yes
21284	2	Lassen	395	5.6	R20.0	Pavement	Planning	2026/27		Yes
23936	2	Lassen	395	7.5	R19.0	Reactive Safety	Planning	2026/27		
22083	2	Lassen	395	28.5	59	Drainage	Planning	2028/29		Yes
23305	2	Lassen	395	94	135.1	Drainage	Planning	2029/30		Yes
21996	2	Lassen	395	103.6	103.9	Roadside	Planning	2027/28		
21791	2	Lassen	395	R1.5	R61.1	Mobility - TMS	Planning	2026/27		Yes
23137	2	Lassen	395	R20.0	29.84	Pavement	Planning	2028/29		Yes
23427	2	Lassen	395	R23.0	51	Major Damage - Emergency Opening	Post-Planning	2021/22	\$1,175	
22079	2	Modoc	139	39.5	50.684	Sustainability	Planning	2028/29		
9290	2	Modoc	139	R3.5	30.3	Drainage	Post-Planning	2021/22	\$5,316	Yes
22997	2	Modoc	299	33.5	37.5	Pavement	Planning	2027/28		Yes
22084	2	Modoc	299	52	56.1	Drainage	Planning	2028/29		Yes
20965	2	Modoc	299	56.7	58	Pavement	Post-Planning	2025/26	\$8,428	Yes
22998	2	Modoc	395	47	61.563	Pavement	Planning	2026/27		Yes
19884	2	Modoc	395	R17.5	34	Pavement	Post-Planning	2025/26	\$26,993	Yes
20048	2	Plumas	36	0	9.2	Pavement	Planning	2028/29		Yes
22999	2	Plumas	36	0	18.421	Major Damage - Emergency Opening	Post-Planning	2021/22	\$6,350	
19184	2	Plumas	36	9.2	18.421	Pavement	Post-Planning	2023/24	\$36,633	Yes
21694	2	Plumas	36	R13.6	R14.2	Reactive Safety	Post-Planning	2022/23	\$8,658	
23143	2	Plumas	70	0	10	Pavement	Planning	2030/31		Yes
23746	2	Plumas	70	0	43	Major Damage - Emergency Opening	Post-Planning	2022/23	\$5,300	
22946	2	Plumas	70	0.673	0.988	Major Damage - Emergency Opening	Post-Planning	2021/22	\$1,300	
22945	2	Plumas	70	4	45	Major Damage - Emergency Opening	Post-Planning	2021/22	\$2,700	
23142	2	Plumas	70	25	33	Pavement	Planning	2028/29		Yes

Note: This Ten-Year Project Book is subject to change.

SHOPP ID	District	County	Route	Begin Mile	End Mile	Activity	Planning or Post planning?	Advertised Year	Project Cost (\$K)	SB 1 Priority
19958	2	Plumas	70	33	47	Pavement	Planning	2027/28		Yes
23141	2	Plumas	70	47	58.2	Pavement	Planning	2028/29		Yes
23793	2	Plumas	70	58.2	R78.4	Pavement	Post-Planning	2021/22	\$105,761	Yes
23870	2	Plumas	70	81.82	81.82	Major Damage - Emergency Opening	Post-Planning	2022/23	\$1,155	
19924	2	Plumas	70	R78.3	90.3	Pavement	Post-Planning	2023/24	\$21,449	Yes
19287	2	Plumas	89	0	8.71	Pavement	Post-Planning	2025/26	\$16,661	Yes
23744	2	Plumas	89	8.9	29.59	Major Damage - Emergency Opening	Post-Planning	2022/23	\$1,895	
19922	2	Plumas	89	12.9	20	Pavement	Post-Planning	2023/24	\$15,698	Yes
20045	2	Plumas	89	24	30	Pavement	Planning	2027/28		Yes
24280	2	Plumas	89	26.95	26.95	Major Damage - Emergency Opening	Planning	2023/24		
14187	2	Plumas	89	30.2	R42.185	Pavement	Post-Planning	2023/24	\$43,232	Yes
22978	2	Plumas	284	0	8.302	Major Damage - Emergency Opening	Post-Planning	2021/22	\$1,280	
23254	2	Shasta	5	45.54	45.54	Bridge	Planning	2028/29		Yes
23299	2	Shasta	5	56.7	66.5	Drainage	Planning	2027/28		Yes
19223	2	Shasta	5	58	67.019	Pavement	Post-Planning	2025/26	\$68,945	Yes
22995	2	Shasta	5	61.745	61.745	Bridge	Planning	2026/27		Yes
22190	2	Shasta	5	R14.8	R20.0	Proactive Safety	Post-Planning	2024/25	\$28,889	
22994	2	Shasta	5	R15.7	R17.3	Complete Streets	Planning	2026/27		
21981	2	Shasta	5	R20.3	R27.9	Drainage	Post-Planning	2025/26	\$13,284	Yes
23680	2	Shasta	5	R27.63	R27.63	Bridge	Planning	2030/31		Yes
19174	2	Shasta	5	R28.8	R44.1	Pavement	Post-Planning	2022/23	\$31,304	Yes
21982	2	Shasta	5	R29.0R	R43.3	Drainage	Planning	2029/30		Yes
22140	2	Shasta	5	R30.55R	R30.93R	Bridge	Post-Planning	2024/25	\$5,827	Yes
23109	2	Shasta	5	R38.0	R40.0	Major Damage - Emergency Opening	Post-Planning	2021/22	\$1,490	
23413	2	Shasta	5	R38.0	R40.0	Major Damage - Emergency Opening	Post-Planning	2021/22	\$805	
22915	2	Shasta	44	33.93	33.93	Facilities	Planning	2028/29		
20046	2	Shasta	44	43.2	57	Pavement	Planning	2030/31		Yes
22549	2	Shasta	44	l0.0R	71.389	Proactive Safety	Post-Planning	2024/25	\$4,835	
22138	2	Shasta	44	R0.0	R7.0	Roadside	Planning	2028/29		
19854	2	Shasta	44	R0.0	R7.5	Pavement	Planning	2030/31		Yes
21639	2	Shasta	44	R1.56	R8.0	Mobility - TMS	Planning	2026/27		Yes
22067	2	Shasta	44	R26.8	71.389	Pavement	Post-Planning	2025/26	\$19,442	Yes
19923	2	Shasta	89	22	30.6	Pavement	Post-Planning	2023/24	\$10,453	Yes
19500	2	Shasta	89	26.3	30.7	Bridge	Planning	2030/31		Yes
23093	2	Shasta	89	30.6	43.345	Pavement	Planning	2028/29		Yes
23145	2	Shasta	151	1.65	R5.667R	Complete Streets	Planning	2029/30		
21652	2	Shasta	273	4.1	5.9	Mobility - TMS	Planning	2029/30		Yes
23752	2	Shasta	273	12.85	14.1	Reactive Safety	Planning	2026/27		
21790	2	Shasta	273	14.1	19.8	Mobility - TMS	Planning	2029/30		Yes
20010	2	Shasta	273	14.5	18.5	Pavement	Planning	2027/28		Yes
17247	2	Shasta	273	14.9	15.7	Mobility - ADA	Post-Planning	2021/22	\$5,802	
23670	2	Shasta	299	0	91	Drainage	Planning	2029/30		Yes
22996	2	Shasta	299	13.55	14.58	Bridge	Planning	2028/29		Yes
19180	2	Shasta	299	24.1	30.3	Pavement	Post-Planning	2022/23	\$35,580	Yes
21980	2	Shasta	299	41.1	55.3	Drainage	Post-Planning	2025/26	\$8,526	Yes
21390	2	Shasta	299	44.3	44.9	Reactive Safety	Post-Planning	2021/22	\$11,935	
21700	2	Shasta	299	57.5	59	Reactive Safety	Post-Planning	2025/26	\$11,980	
20051	2	Shasta	299	60	67.8	Pavement	Planning	2029/30		Yes
16679	2	Shasta	299	67.8	77.8	Pavement	Post-Planning	2021/22	\$21,416	Yes
22087	2	Shasta	299	88.1	89.5	Protective Betterments	Post-Planning	2024/25	\$9,706	
21675	2	Shasta	299	R1.02	R1.14	Major Damage - Permanent Restoration	Post-Planning	2021/22	\$1,512	

Note: This Ten-Year Project Book is subject to change.

SHOPP ID	District	County	Route	Begin Mile	End Mile	Activity	Planning or Post planning?	Advertised Year	Project Cost (\$K)	SB 1 Priority
24293	2	Siskiyou	3	0.408	4.2	Drainage	Planning	2030/31		Yes
22078	2	Siskiyou	3	16	38.2	Sustainability	Planning	2028/29		
23121	2	Siskiyou	3	28	36	Pavement	Planning	2029/30		Yes
22010	2	Siskiyou	3	38.39	R46.79	Drainage	Planning	2029/30		Yes
16809	2	Siskiyou	3	L47.4	L47.4	Facilities	Post-Planning	2023/24	\$8,508	
15879	2	Siskiyou	3	R46.8	R48.0	Pavement	Post-Planning	2021/22	\$73,992	Yes
19974	2	Siskiyou	3	R48.6	54.187	Pavement	Post-Planning	2025/26	\$12,738	Yes
13255	2	Siskiyou	5	0	R69.293	Proactive Safety	Post-Planning	2021/22	\$7,085	
21644	2	Siskiyou	5	1.34	R38.69	Mobility - TMS	Planning	2026/27		Yes
24259	2	Siskiyou	5	2.5	R15.9	Pavement	Post-Planning	2021/22	\$157,724	Yes
21641	2	Siskiyou	5	R17.83	R53.08	Mobility - TMS	Planning	2026/27		Yes
22891	2	Siskiyou	5	R23.22	R62.3	Major Damage - Emergency Opening	Post-Planning	2021/22	\$5,180	
19216	2	Siskiyou	5	R25.2	R38.6	Pavement	Post-Planning	2022/23	\$29,580	Yes
20044	2	Siskiyou	5	R38.6	R51.2	Pavement	Planning	2029/30		Yes
22159	2	Siskiyou	5	R58.2L	R69.293	Pavement	Planning	2026/27		Yes
20047	2	Siskiyou	89	0	21.1	Pavement	Planning	2027/28		Yes
19899	2	Siskiyou	89	20.3	R34.62	Pavement	Post-Planning	2024/25	\$28,178	Yes
23671	2	Siskiyou	89	24.75	24.75	Reactive Safety	Planning	2025/26		
23487	2	Siskiyou	96	37	37.3	Major Damage - Emergency Opening	Post-Planning	2021/22	\$1,255	
17233	2	Siskiyou	96	43.4	57	Bridge	Post-Planning	2022/23	\$19,696	Yes
22834	2	Siskiyou	96	52.5	52.5	Bridge	Post-Planning	2025/26	\$8,799	Yes
21192	2	Siskiyou	96	60.76	60.76	Facilities	Planning	2029/30		
21005	2	Siskiyou	96	60.8	93.8	Proactive Safety	Post-Planning	2022/23	\$8,292	
16613	2	Siskiyou	96	71.23	71.23	Bridge	Post-Planning	2026/27	\$20,623	Yes
16639	2	Siskiyou	96	76.8	78	Bridge	Post-Planning	2023/24	\$43,873	Yes
24289	2	Siskiyou	96	R0.0	25.31	Sustainability	Planning	2030/31		
23740	2	Siskiyou	96	R0.0	103.42	Major Damage - Emergency Opening	Post-Planning	2022/23	\$6,350	
23614	2	Siskiyou	96	R0.0	105.823	Major Damage - Emergency Opening	Post-Planning	2022/23	\$4,850	
19219	2	Siskiyou	96	R0.0	R16.01	Pavement	Post-Planning	2025/26	\$34,531	Yes
23304	2	Siskiyou	96	R4.0	105	Drainage	Planning	2029/30		Yes
23253	2	Siskiyou	96	R8.2	R8.2	Bridge	Planning	2029/30		Yes
22085	2	Siskiyou	97	0.16	54.089	Drainage	Planning	2030/31		Yes
22980	2	Siskiyou	97	5.4	7.6	Major Damage - Emergency Opening	Post-Planning	2021/22	\$3,780	
23615	2	Siskiyou	97	6	35	Major Damage - Emergency Opening	Post-Planning	2022/23	\$3,615	
19475	2	Siskiyou	97	20.21	20.21	Facilities	Post-Planning	2024/25	\$24,502	
19921	2	Siskiyou	97	45	54.089	Pavement	Post-Planning	2022/23	\$16,990	Yes
20049	2	Siskiyou	97	L0.0	R11.0	Pavement	Planning	2027/28		Yes
19925	2	Siskiyou	97	R11.0	35	Pavement	Planning	2028/29		Yes
19970	2	Siskiyou	161	4.5	9.1	Pavement	Post-Planning	2024/25	\$14,065	Yes
21968	2	Siskiyou	263	54.51	56.35	Bridge	Post-Planning	2026/27	\$17,554	Yes
19441	2	Tehama	5	33.3	33.3	Roadside	Planning	2026/27		
9376	2	Tehama	5	40.5	42	Mobility - WIM Scales & CVEFs	Post-Planning	2021/22	\$21,375	
23446	2	Tehama	5	41.983	41.983	Major Damage - Emergency Opening	Post-Planning	2021/22	\$3,500	
21399	2	Tehama	5	42	42	Advance Mitigation	Post-Planning	2024/25	\$4,714	
20043	2	Tehama	5	R0.0	R22.224	Pavement	Planning	2030/31		Yes
23055	2	Tehama	5	R12.16	R12.16	Bridge	Post-Planning	2022/23	\$5,472	Yes
23920	2	Tehama	5	R12.352	42.115	Major Damage - Emergency Opening	Post-Planning	2022/23	\$1,450	
23280	2	Tehama	5	R24.43	R25.2	Roadside	Planning	2028/29		
24290	2	Tehama	32	1.6	23.6	Drainage	Planning	2030/31		Yes
23753	2	Tehama	32	21.05	21.2	Reactive Safety	Planning	2026/27		
23302	2	Tehama	36	15.7	16.1	Reactive Safety	Post-Planning	2025/26	\$5,590	

SHOPP ID	District	County	Route	Begin Mile	End Mile	Activity	Planning or Post planning?	Advertised Year	Project Cost (\$K)	SB 1 Priority
19218	2	Tehama	36	20	39.7	Pavement	Post-Planning	2022/23	\$26,034	Yes
19489	2	Tehama	36	41.9	42.6	Bridge	Post-Planning	2023/24	\$12,019	Yes
19967	2	Tehama	36	67.5	R75.10	Pavement	Planning	2030/31		Yes
20052	2	Tehama	36	78.4	92	Pavement	Planning	2028/29		Yes
21971	2	Tehama	36	R25.54	R25.54	Bridge	Planning	2027/28		Yes
19182	2	Tehama	99	0	12.5	Pavement	Post-Planning	2023/24	\$42,054	Yes
21484	2	Tehama	99	4.2	4.8	Reactive Safety	Post-Planning	2023/24	\$14,407	
23252	2	Tehama	99	5.82	5.82	Bridge	Planning	2028/29		Yes
15816	2	Tehama	99	9	9.3	Bridge	Post-Planning	2021/22	\$7,560	Yes
23147	2	Tehama	172	5.4	6.4	Complete Streets	Planning	2028/29		
16672	2	Trinity	3	0.6	0.6	Bridge	Post-Planning	2021/22	\$10,726	Yes
19984	2	Trinity	3	5	11	Pavement	Planning	2027/28		Yes
22484	2	Trinity	3	6	14	Sustainability	Planning	2028/29		
21634	2	Trinity	3	32.6	32.6	Drainage	Planning	2027/28		Yes
23742	2	Trinity	3	58	67.5	Drainage	Planning	2029/30		Yes
19469	2	Trinity	3	59.6	59.6	Facilities	Planning	2029/30		
19983	2	Trinity	3	67.7	T85.06	Pavement	Post-Planning	2024/25	\$24,597	Yes
22551	2	Trinity	3	L0.0	T85.068	Proactive Safety	Planning	2026/27		
23000	2	Trinity	299	0	43.4	Major Damage - Emergency Opening	Post-Planning	2021/22	\$2,800	
16687	2	Trinity	299	1.6	45.2	Drainage	Post-Planning	2021/22	\$7,077	Yes
21970	2	Trinity	299	6.26	6.5	Bridge	Planning	2028/29		Yes
23878	2	Trinity	299	6.37	6.37	Major Damage - Emergency Opening	Post-Planning	2022/23	\$625	
23731	2	Trinity	299	6.4	6.4	Major Damage - Emergency Opening	Post-Planning	2022/23	\$700	
19845	2	Trinity	299	8.3	15	Pavement	Post-Planning	2025/26	\$13,585	Yes
19049	2	Trinity	299	15	25.7	Pavement	Post-Planning	2023/24	\$23,678	Yes
22077	2	Trinity	299	25.77	43	Sustainability	Planning	2028/29		
23119	2	Trinity	299	29.4	36.9	Pavement	Planning	2028/29		Yes
19969	2	Trinity	299	49	72	Drainage	Post-Planning	2025/26	\$11,039	Yes
24288	2	Trinity	299	49.53	49.86	Drainage	Planning	2030/31		Yes
23002	2	Trinity	299	64	70	Pavement	Planning	2026/27		Yes
16798	2	Trinity	299	64.7	71.7	Drainage	Post-Planning	2021/22	\$5,851	Yes
24193	3	Butte	32	0.3	5	Reactive Safety	Post-Planning	2022/23	\$28,955	
16917	3	Butte	32	5	10.2L	Pavement	Post-Planning	2023/24	\$34,830	Yes
22824	3	Butte	32	7.1	R8.36	Reactive Safety	Post-Planning	2022/23	\$550	
21796	3	Butte	32	30.8	31	Major Damage - Permanent Restoration	Post-Planning	2021/22	\$19,350	
23821	3	Butte	32	R16.0	R23.0	Major Damage - Emergency Opening	Post-Planning	2022/23	\$2,160	
22778	3	Butte	32	R9.503R	R9.57R	Reactive Safety	Post-Planning	2023/24	\$2,416	
22764	3	Butte	70	0	3.8	Reactive Safety	Post-Planning	2021/22	\$44,068	
23396	3	Butte	70	28.22	28.22	Bridge	Planning	2028/29		Yes
20496	3	Butte	70	34.1	48.076	Pavement	Post-Planning	2025/26	\$17,850	Yes
21798	3	Butte	70	34.7	39.3	Major Damage - Permanent Restoration	Post-Planning	2021/22	\$4,264	
18913	3	Butte	70	46	47	Major Damage - Permanent Restoration	Post-Planning	2022/23	\$37,601	
23578	3	Butte	70	46	47	Major Damage - Permanent Restoration	Post-Planning	2024/25	\$325	
23122	3	Butte	99	4.9	21.068	Pavement	Planning	2029/30		Yes
24208	3	Butte	99	5.6	5.6	Major Damage - Emergency Opening	Post-Planning	2022/23	\$720	
23496	3	Butte	99	38.9	39.7	Major Damage - Permanent Restoration	Post-Planning	2023/24	\$6,035	
16915	3	Butte	99	R3.1	5	Pavement	Post-Planning	2023/24	\$21,967	Yes
23087	3	Butte	99	R34.25	R34.25	Bridge	Post-Planning	2022/23	\$4,470	Yes
23503	3	Butte	99	R36.141	T37.765	Mobility - Operational Improvements	Planning	2029/30		
16387	3	Butte	162	15.6	18.5	Pavement	Post-Planning	2024/25	\$21,113	Yes
23716	3	Butte	162	20.74	20.74	Major Damage - Emergency Opening	Post-Planning	2022/23	\$600	

Note: This Ten-Year Project Book is subject to change.

SHOPP ID	District	County	Route	Begin Mile	End Mile	Activity	Planning or Post planning?	Advertised Year	Project Cost (\$K)	SB 1 Priority
20557	3	Butte	162	21	31.07	Pavement	Planning	2030/31		Yes
21899	3	Butte	191	R8.395	10.1	Major Damage - Permanent Restoration	Post-Planning	2021/22	\$16,011	
16365	3	Colusa	5	R16.6	R34.365	Pavement	Planning	2030/31		Yes
22822	3	Colusa	5	R24.3	R24.3	Roadside	Planning	2027/28		
17878	3	Colusa	5	R24.3	R24.3	Roadside	Post-Planning	2024/25	\$16,153	
24211	3	Colusa	5	R3.0	R9.0	Major Damage - Emergency Opening	Post-Planning	2022/23	\$1,800	
21505	3	Colusa	5	R32.9	R32.9	Bridge	Post-Planning	2025/26	\$11,620	Yes
17717	3	Colusa	20	9.8	12.5	Reactive Safety	Planning	2025/26		
23218	3	Colusa	20	30.047	33.04	Complete Streets	Planning	2029/30		
13604	3	Colusa	20	34.8	36.5	Proactive Safety	Post-Planning	2021/22	\$15,042	
23374	3	Colusa	20	R0.6	R1.2	Reactive Safety	Post-Planning	2022/23	\$3,940	
24206	3	El Dorado	49	0	23	Major Damage - Emergency Opening	Post-Planning	2022/23	\$7,200	
22872	3	El Dorado	49	14.2	16.5	Pavement	Planning	2027/28		Yes
23533	3	El Dorado	49	15.3	15.3	Major Damage - Emergency Opening	Post-Planning	2021/22	\$750	
20486	3	El Dorado	49	31.2	38.233	Pavement	Planning	2026/27		Yes
20401	3	El Dorado	50	0	R9.0	Pavement	Planning	2029/30		Yes
15994	3	El Dorado	50	18.7	21.9	Pavement	Post-Planning	2024/25	\$41,770	Yes
22587	3	El Dorado	50	25.26	25.26	Bridge	Planning	2030/31		Yes
21931	3	El Dorado	50	39.7	58.9	Pavement	Post-Planning	2024/25	\$42,620	Yes
23460	3	El Dorado	50	42	63.8	Major Damage - Emergency Opening	Post-Planning	2021/22	\$17,100	
21797	3	El Dorado	50	45.2	45.2	Major Damage - Permanent Restoration	Post-Planning	2021/22	\$2,805	
18420	3	El Dorado	50	58.7	75.5	Pavement	Planning	2028/29		Yes
23461	3	El Dorado	50	63.8	71	Major Damage - Emergency Opening	Post-Planning	2021/22	\$16,500	
21444	3	El Dorado	50	75.4	80	Reactive Safety	Post-Planning	2022/23	\$30,180	
21145	3	El Dorado	50	77.3	80.4	Pavement	Post-Planning	2025/26	\$27,130	Yes
23459	3	El Dorado	50	R2.7R	18.9	Drainage	Post-Planning	2021/22	\$12,260	Yes
21965	3	El Dorado	50	R28.6	39.7	Pavement	Planning	2029/30		Yes
22820	3	El Dorado	50	R9.0	18.7	Pavement	Planning	2030/31		Yes
22874	3	El Dorado	89	0	8.6	Pavement	Planning	2030/31		Yes
23881	3	El Dorado	89	16	18	Major Damage - Emergency Opening	Planning	2022/23		
21266	3	Glenn	5	R20.0	R28.8	Pavement	Post-Planning	2025/26	\$29,720	Yes
23079	3	Glenn	32	2.8	3.2	Reactive Safety	Post-Planning	2024/25	\$6,127	
16926	3	Glenn	32	L0.0	10.9	Pavement	Post-Planning	2025/26	\$20,310	Yes
16925	3	Glenn	162	65.2	66.7	Pavement	Post-Planning	2024/25	\$19,720	Yes
21932	3	Nevada	20	20	41.287	Pavement	Post-Planning	2024/25	\$30,970	Yes
23855	3	Nevada	20	21.5	21.5	Major Damage - Emergency Opening	Post-Planning	2022/23	\$600	
15996	3	Nevada	20	R12.2	20	Pavement	Post-Planning	2022/23	\$23,990	Yes
21966	3	Nevada	49	0	R14.475	Pavement	Planning	2028/29		Yes
23683	3	Nevada	49	1.66	1.66	Major Damage - Emergency Opening	Post-Planning	2022/23	\$660	
23691	3	Nevada	49	2.1	9.8	Sustainability	Planning	2026/27		
24087	3	Nevada	49	17.4	17.95	Reactive Safety	Planning	2025/26		
17729	3	Nevada	49	R10.8	R13.3	Proactive Safety	Post-Planning	2025/26	\$78,770	
16364	3	Nevada	80	0	R2.7L	Pavement	Post-Planning	2022/23	\$87,426	Yes
23219	3	Nevada	80	13.04	16.5	Pavement	Post-Planning	2021/22	\$30,317	Yes
21276	3	Nevada	80	15.5	25.5	Pavement	Planning	2028/29		Yes
23361	3	Nevada	80	25.5	27.4	Reactive Safety	Post-Planning	2023/24	\$4,420	
19413	3	Nevada	80	27.6	28.5	Bridge	Post-Planning	2026/27	\$74,975	Yes
21278	3	Nevada	80	R2.7R	13.1	Pavement	Planning	2030/31		Yes
23564	3	Nevada	80	R5.3R	R5.8R	Roadside	Planning	2026/27		
13311	3	Nevada	80	R58.7L	R60.2	Bridge	Post-Planning	2022/23	\$102,096	Yes
23400	3	Nevada	174	1	10	Major Damage - Emergency Opening	Post-Planning	2021/22	\$3,700	

Note: This Ten-Year Project Book is subject to change.

SHOPP ID	District	County	Route	Begin Mile	End Mile	Activity	Planning or Post planning?	Advertised Year	Project Cost (\$K)	SB 1 Priority
23727	3	Nevada	174	9.93	9.93	Major Damage - Emergency Opening	Post-Planning	2021/22	\$2,400	
20491	3	Placer	28	0.085	11	Pavement	Post-Planning	2023/24	\$26,277	Yes
23934	3	Placer	28	0.1	11	Major Damage - Emergency Opening	Planning	2023/24		
22825	3	Placer	28	0.24	0.52	Reactive Safety	Post-Planning	2022/23	\$309	
23217	3	Placer	28	6	10.23	Complete Streets	Planning	2030/31		
23763	3	Placer	49	7.4	R8.9	Pavement	Planning	2026/27		Yes
21162	3	Placer	49	R8.7	R10.6	Reactive Safety	Post-Planning	2021/22	\$35,670	
20566	3	Placer	80	0	7.1	Pavement	Planning	2027/28		Yes
23820	3	Placer	80	2	7	Major Damage - Emergency Opening	Post-Planning	2022/23	\$8,400	
23074	3	Placer	80	3.1	3.1	Facilities	Planning	2027/28		
20400	3	Placer	80	7.1	17.5	Pavement	Planning	2028/29		Yes
16920	3	Placer	80	17.2	R26.5	Pavement	Planning	2027/28		Yes
23859	3	Placer	80	24	26	Major Damage - Emergency Opening	Post-Planning	2022/23	\$1,000	
23499	3	Placer	80	25.4	25.4	Major Damage - Emergency Opening	Post-Planning	2021/22	\$624	
23871	3	Placer	80	27.35	27.35	Major Damage - Emergency Opening	Post-Planning	2022/23	\$625	
16941	3	Placer	80	33.3	44.9	Pavement	Post-Planning	2024/25	\$37,900	Yes
18435	3	Placer	80	42.7	49.3R	Pavement	Post-Planning	2022/23	\$93,583	Yes
23117	3	Placer	80	67.87	69.23	Bridge	Planning	2029/30		Yes
20567	3	Placer	80	49.3R	R58.7R	Drainage	Post-Planning	2024/25	\$18,009	Yes
21405	3	Placer	80	50.7R	50.7R	Facilities	Post-Planning	2024/25	\$13,360	
18428	3	Placer	80	R26.5	29.3	Pavement	Post-Planning	2023/24	\$115,472	Yes
21900	3	Placer	80	R56.9L	R58.2L	Major Damage - Permanent Restoration	Post-Planning	2021/22	\$3,150	
20453	3	Placer	89	0	13.7	Pavement	Planning	2028/29		Yes
23115	3	Placer	89	8.9	8.9	Facilities	Planning	2028/29		
18460	3	Placer	89	8.9	8.9	Facilities	Post-Planning	2023/24	\$5,690	
21941	3	Placer	89	13.09	21.667	Pavement	Post-Planning	2024/25	\$13,940	Yes
23498	3	Placer	89	16.1	16.1	Major Damage - Emergency Opening	Post-Planning	2021/22	\$720	
23823	3	Placer	174	1.8	2.8	Major Damage - Emergency Opening	Post-Planning	2022/23	\$1,800	
20497	3	Placer	267	0	9.63	Pavement	Planning	2026/27		Yes
23432	3	Sacramento	5	0.018	4	Major Damage - Emergency Opening	Post-Planning	2021/22	\$1,440	
23785	3	Sacramento	5	0.21	4.63	Sustainability	Planning	2030/31		
24086	3	Sacramento	5	1.2	2.7	Reactive Safety	Planning	2025/26		
23163	3	Sacramento	5	9.47	15.67	Sustainability	Planning	2028/29		
19807	3	Sacramento	5	22.4	22.4	Bridge	Post-Planning	2021/22	\$26,690	Yes
16563	3	Sacramento	5	22.4	22.9	Roadside	Post-Planning	2021/22	\$3,070	
23165	3	Sacramento	5	23.3	23.3	Drainage	Planning	2028/29		Yes
16363	3	Sacramento	5	25.3	34.4	Pavement	Post-Planning	2025/26	\$61,300	Yes
23118	3	Sacramento	5	34.1	34.1	Roadside	Planning	2029/30		
23522	3	Sacramento	12	0	0.5	Major Damage - Permanent Restoration	Post-Planning	2022/23	\$19,320	
16779	3	Sacramento	12	0	0.7	Bridge	Post-Planning	2021/22	\$10,745	Yes
22870	3	Sacramento	12	0.7	6.11	Reactive Safety	Planning	2025/26		
23509	3	Sacramento	12	3.5	3.8	Reactive Safety	Post-Planning	2025/26	\$6,403	
20974	3	Sacramento	16	4.165	12.74	Relinquishment	Planning	2023/24		
22880	3	Sacramento	16	10.21	10.65	Reactive Safety	Post-Planning	2023/24	\$4,789	
21257	3	Sacramento	16	T1.658	20.5	Drainage	Planning	2030/31		Yes
18745	3	Sacramento	50	12.5	12.5	Facilities	Post-Planning	2022/23	\$6,380	
22929	3	Sacramento	50	R7.5	R7.6	Reactive Safety	Post-Planning	2021/22	\$5,852	
19270	3	Sacramento	50	R9.39	R9.39	Drainage	Planning	2028/29		Yes
24261	3	Sacramento	51	0.2	0.2	Major Damage - Emergency Opening	Post-Planning	2022/23	\$1,836	
9301	3	Sacramento	51	1.6	4.4	Proactive Safety	Post-Planning	2021/22	\$6,395	
13289	3	Sacramento	51	2	3.5	Bridge	Post-Planning	2022/23	\$97,333	Yes

Note: This Ten-Year Project Book is subject to change.

SHOPP ID	District	County	Route	Begin Mile	End Mile	Activity	Planning or Post planning?	Advertised Year	Project Cost (\$K)	SB 1 Priority
23389	3	Sacramento	51	2	3.5	Bridge	Post-Planning	2021/22	\$12,900	Yes
23497	3	Sacramento	51	2	3.5	Bridge	Post-Planning	2021/22	\$10,950	Yes
23530	3	Sacramento	51	2	3.5	Bridge	Post-Planning	2021/22	\$61,691	Yes
23171	3	Sacramento	51	3.42	8.86	Sustainability	Planning	2030/31		
20560	3	Sacramento	51	5.6	5.9	Proactive Safety	Post-Planning	2022/23	\$4,932	
21252	3	Sacramento	80	11.7	13.2	Roadside	Post-Planning	2025/26	\$4,334	
22873	3	Sacramento	80	12.502	17.781	Pavement	Planning	2028/29		Yes
16362	3	Sacramento	80	M9.6	12.9	Pavement	Post-Planning	2021/22	\$18,230	Yes
20572	3	Sacramento	99	1.6	23	Drainage	Post-Planning	2025/26	\$18,580	Yes
23534	3	Sacramento	99	2.36	2.36	Major Damage - Emergency Opening	Post-Planning	2021/22	\$600	
24202	3	Sacramento	99	5	8.3	Major Damage - Emergency Opening	Post-Planning	2022/23	\$2,400	
23786	3	Sacramento	99	5.5	7.75	Sustainability	Planning	2031/32		
22503	3	Sacramento	99	6.04	7.06	Bridge	Post-Planning	2024/25	\$17,520	Yes
23164	3	Sacramento	99	8.53	23.12	Sustainability	Planning	2029/30		
14047	3	Sacramento	99	10	R24.3	Mobility - TMS	Post-Planning	2021/22	\$12,150	Yes
19757	3	Sacramento	99	12.7	16	Mobility - Operational Improvements	Post-Planning	2022/23	\$24,630	
23562	3	Sacramento	99	16.485	18.2	Mobility - Operational Improvements	Planning	2028/29		
20399	3	Sacramento	99	21.3	R24.351	Pavement	Post-Planning	2025/26	\$36,190	Yes
20573	3	Sacramento	99	23.1	23.7	Drainage	Planning	2027/28		Yes
21983	3	Sacramento	99	23.13	23.13	Reactive Safety	Post-Planning	2021/22	\$4,723	
24090	3	Sacramento	160	L1.0	L1.0	Major Damage - Emergency Opening	Planning	2023/24		
23632	3	Sacramento	160	R44.9	R45.1	Reactive Safety	Planning	2024/25		
24209	3	Sierra	49	2.5	3.5	Major Damage - Emergency Opening	Post-Planning	2022/23	\$3,000	
24212	3	Sierra	49	15.92	15.92	Major Damage - Emergency Opening	Post-Planning	2022/23	\$840	
22975	3	Sierra	80	1.3	1.593	Protective Betterments	Post-Planning	2021/22	\$13,633	
21261	3	Sierra	89	0	15.2	Pavement	Planning	2026/27		Yes
21849	3	Sierra	89	0.55	5.11	Major Damage - Permanent Restoration	Post-Planning	2021/22	\$1,600	
23685	3	Sutter	20	10.5	10.8	Reactive Safety	Planning	2026/27		
23677	3	Sutter	20	10.68	10.68	Reactive Safety	Planning	2023/24		
23159	3	Sutter	20	14.4	16.9	Mobility - ADA	Planning	2029/30		
23547	3	Sutter	20	15.79	16.08	Reactive Safety	Planning	2024/25		
22316	3	Sutter	99	25	26	Reactive Safety	Post-Planning	2024/25	\$14,585	
22819	3	Sutter	99	T30.7	T35.8	Pavement	Planning	2026/27		Yes
21910	3	Sutter	99	T35.8	36.6	Reactive Safety	Post-Planning	2023/24	\$13,720	
23386	3	Sutter	113	0.4	1.1	Reactive Safety	Post-Planning	2025/26	\$8,630	
21267	3	Yolo	5	R22.8	R28.92	Pavement	Planning	2027/28		Yes
23854	3	Yolo	5	R6.64	R6.64	Major Damage - Emergency Opening	Post-Planning	2022/23	\$600	
22878	3	Yolo	16	15.1	20.5	Pavement	Planning	2027/28		Yes
24088	3	Yolo	16	21.2	21.9	Reactive Safety	Planning	2025/26		
23706	3	Yolo	16	37.524	37.524	Reactive Safety	Planning	2024/25		
23829	3	Yolo	16	39.407	39.558	Reactive Safety	Planning	2024/25		
20445	3	Yolo	16	40.5	R43.3	Pavement	Planning	2026/27		Yes
23822	3	Yolo	50	2.2	2.7	Major Damage - Emergency Opening	Post-Planning	2022/23	\$504	
18459	3	Yolo	50	2.8	2.8	Facilities	Planning	2028/29		
16390	3	Yolo	80	4.1	R11.4	Pavement	Post-Planning	2021/22	\$249,187	Yes
16921	3	Yolo	128	0	9.8	Pavement	Planning	2029/30		Yes
23882	3	Yolo	128	1	6	Major Damage - Emergency Opening	Post-Planning	2022/23	\$4,810	
23639	3	Yuba	20	0.75	1.065	Reactive Safety	Planning	2024/25		
23136	3	Yuba	20	R17.73	R17.73	Bridge	Planning	2030/31		Yes
23431	3	Yuba	49	4.9	4.9	Major Damage - Emergency Opening	Post-Planning	2021/22	\$600	
21943	3	Yuba	65	4	R9.38	Pavement	Post-Planning	2025/26	\$21,510	Yes

Note: This Ten-Year Project Book is subject to change.

SHOPP ID	District	County	Route	Begin Mile	End Mile	Activity	Planning or Post planning?	Advertised Year	Project Cost (\$K)	SB 1 Priority
16337	3	Yuba	65	R0.52	1.77	Pavement	Post-Planning	2022/23	\$10,240	Yes
18465	3	Yuba	70	13.2	13.2	Facilities	Planning	2030/31		
16336	3	Yuba	70	14.8	15.7	Pavement	Post-Planning	2023/24	\$157,350	Yes
24276	3	Yuba	70	14.8	15.7	Pavement	Post-Planning	2022/23	\$14,600	Yes
15830	3	Yuba	70	R11.2	13.5	Proactive Safety	Post-Planning	2021/22	\$13,230	
23112	4	Alameda	13	4.262	T9.7	Pavement	Planning	2030/31		Yes
23828	4	Alameda	13	4.495	9.99	Reactive Safety	Planning	2025/26		
16757	4	Alameda	13	4.886	R9.19	Proactive Safety	Post-Planning	2021/22	\$12,507	
16804	4	Alameda	13	6.7	7.2	Reactive Safety	Post-Planning	2021/22	\$8,046	
22655	4	Alameda	13	7.4	9.07	Bridge	Planning	2027/28		Yes
18510	4	Alameda	13	7.9	7.91	Bridge	Post-Planning	2025/26	\$26,764	Yes
21624	4	Alameda	13	10.7	13	Mobility - ADA	Post-Planning	2021/22	\$6,095	
22673	4	Alameda	13	13.71	13.71	Proactive Safety	Planning	2030/31		
23111	4	Alameda	13	T9.7	13.906R	Pavement	Planning	2030/31		Yes
23999	4	Alameda	24	R1.847	R6.241	Major Damage - Emergency Opening	Post-Planning	2022/23	\$1,250	
21795	4	Alameda	24	R2.06	R5.24	Mobility - TMS	Post-Planning	2024/25	\$27,500	Yes
22675	4	Alameda	24	R4.43	R4.43	Proactive Safety	Planning	2030/31		
23998	4	Alameda	24	R5.885	R5.885	Major Damage - Emergency Opening	Post-Planning	2022/23	\$750	
20328	4	Alameda	61	14.8	19.8	Pavement	Post-Planning	2023/24	\$26,458	Yes
21464	4	Alameda	61	16.47	21.77	Proactive Safety	Planning	2030/31		
23129	4	Alameda	61	18.55	18.55	Bridge	Planning	2029/30		Yes
18161	4	Alameda	61	19	21	Reactive Safety	Post-Planning	2021/22	\$3,343	
22064	4	Alameda	61	1.67	3	Sustainability	Post-Planning	2025/26	\$3,543	
21450	4	Alameda	80	1.99	8.036	Mobility - TMS	Post-Planning	2022/23	\$110,996	Yes
23393	4	Alameda	80	2.362	R7.043	Reactive Safety	Planning	2024/25		
14017	4	Alameda	80	3.2	3.4	Proactive Safety	Post-Planning	2021/22	\$8,978	
22200	4	Alameda	80	3.79	R7.318	Mobility - ADA	Planning	2029/30		
21120	4	Alameda	80	4.41	4.61	Reactive Safety	Post-Planning	2021/22	\$5,532	
16765	4	Alameda	80	5.88	6.36	Reactive Safety	Post-Planning	2023/24	\$12,152	
23724	4	Alameda	80	6.65	6.65	Major Damage - Emergency Opening	Post-Planning	2022/23	\$3,000	
24025	4	Alameda	80	7.784	7.784	Major Damage - Emergency Opening	Post-Planning	2022/23	\$2,080	
21482	4	Alameda	84	10.83	R17.987	Reactive Safety	Post-Planning	2023/24	\$5,524	
23860	4	Alameda	84	12	15.5	Major Damage - Emergency Opening	Post-Planning	2022/23	\$2,300	
23417	4	Alameda	84	12.5	12.5	Major Damage - Emergency Opening	Post-Planning	2021/22	\$1,450	
22518	4	Alameda	84	13	13.6	Bridge	Post-Planning	2023/24	\$1,358	Yes
13827	4	Alameda	84	13.09	13.5	Protective Betterments	Post-Planning	2025/26	\$3,698	
19021	4	Alameda	84	16.9	16.9	Drainage	Post-Planning	2023/24	\$13,670	Yes
9239	4	Alameda	84	16.9	17.5	Bridge	Post-Planning	2023/24	\$45,963	Yes
17835	4	Alameda	84	R0.73	R6.0	Pavement	Planning	2028/29		Yes
20824	4	Alameda	92	6.5	6.5	Major Damage - Permanent Restoration	Post-Planning	2021/22	\$1,510	
20157	4	Alameda	92	R2.413	6.798	Pavement	Post-Planning	2024/25	\$30,172	Yes
13860	4	Alameda	123	1.9	5.177	Mobility - ADA	Post-Planning	2022/23	\$5,592	
20459	4	Alameda	185	3.205	5	Mobility - ADA	Planning	2029/30		
13654	4	Alameda	185	3.205	6.5	Pavement	Post-Planning	2021/22	\$21,258	Yes
16381	4	Alameda	185	9.8	10.1	Mobility - ADA	Post-Planning	2021/22	\$5,647	
20509	4	Alameda	238	0	7.8	Pavement	Planning	2027/28		Yes
23035	4	Alameda	238	13.957	16.696	Pavement	Planning	2026/27		Yes
22865	4	Alameda	260	R1.1R	R1.1R	Major Damage - Permanent Restoration	Post-Planning	2021/22	\$8,550	
23713	4	Alameda	260	R1.1R	R1.8R	Bridge	Post-Planning	2025/26	\$59,029	Yes
20510	4	Alameda	262	R0.0	R1.07	Pavement	Planning	2030/31		Yes
16596	4	Alameda	580	0.808	R9.0	Proactive Safety	Post-Planning	2021/22	\$3,805	

Note: This Ten-Year Project Book is subject to change.

SHOPP ID	District	County	Route	Begin Mile	End Mile	Activity	Planning or Post planning?	Advertised Year	Project Cost (\$K)	SB 1 Priority
23207	4	Alameda	580	9.592	21.058	Sustainability	Planning	2028/29		
22952	4	Alameda	580	10	44	Sustainability	Planning	2028/29		
17182	4	Alameda	580	18.82	20.8	Mobility - TMS	Post-Planning	2021/22	\$15,727	Yes
15955	4	Alameda	580	20.7	R30.8	Pavement	Post-Planning	2022/23	\$73,521	Yes
17164	4	Alameda	580	30.36	46.5R	Mobility - TMS	Post-Planning	2023/24	\$49,254	Yes
24019	4	Alameda	580	43.2	43.2	Major Damage - Emergency Opening	Post-Planning	2022/23	\$1,700	
22043	4	Alameda	580	43.48	43.48	Bridge	Post-Planning	2025/26	\$11,528	Yes
18508	4	Alameda	580	44.5	44.51	Bridge	Post-Planning	2025/26	\$10,012	Yes
17148	4	Alameda	580	0.092R	48.044	Proactive Safety	Post-Planning	2021/22	\$4,856	
23149	4	Alameda	580	R1.97R	45.56	Mobility - TMS	Planning	2030/31		Yes
23863	4	Alameda	580	R26.2	R26.2	Major Damage - Emergency Opening	Post-Planning	2022/23	\$1,580	
21275	4	Alameda	580	R32.132	45.658	Proactive Safety	Planning	2026/27		
23917	4	Alameda	580	R32.68	R32.68	Major Damage - Emergency Opening	Post-Planning	2022/23	\$1,200	
22482	4	Alameda	580	R35.0	R39.37	Bridge	Planning	2027/28		Yes
23472	4	Alameda	580	R35.28	42.622	Sustainability	Planning	2026/27		
23825	4	Alameda	580	R4.3L	R4.3L	Major Damage - Permanent Restoration	Post-Planning	2023/24	\$245	
20825	4	Alameda	580	R4.3R	R4.3R	Major Damage - Permanent Restoration	Post-Planning	2022/23	\$6,904	
24045	4	Alameda	580	R4.7L	R4.8L	Major Damage - Emergency Opening	Post-Planning	2022/23	\$3,900	
23082	4	Alameda	580	R41.14	48.044	Pavement	Planning	2030/31		Yes
18505	4	Alameda	580	R41.4	44.5	Bridge	Post-Planning	2023/24	\$38,851	Yes
22750	4	Alameda	580	R5.926R	R29.45	Mobility - TMS	Planning	2026/27		Yes
21716	4	Alameda	580	R6.221	R9.561	Proactive Safety	Planning	2029/30		
20622	4	Alameda	580	R7.198	20.8	Pavement	Planning	2029/30		Yes
23081	4	Alameda	680	M0.0	R12.44	Pavement	Planning	2030/31		Yes
23156	4	Alameda	680	M0.04	M0.04	Bridge	Planning	2026/27		Yes
21089	4	Alameda	680	M0.125	M0.125	Mobility - ADA	Post-Planning	2022/23	\$5,351	
22569	4	Alameda	680	M0.33	M1.0	Reactive Safety	Post-Planning	2025/26	\$7,228	
23072	4	Alameda	680	M1.96	R16.75	Bridge	Post-Planning	2022/23	\$12,978	Yes
23128	4	Alameda	680	M1.97	M1.97	Bridge	Planning	2028/29		Yes
20833	4	Alameda	680	M2.1	M2.1	Major Damage - Permanent Restoration	Post-Planning	2021/22	\$5,641	
18955	4	Alameda	680	M6.44	R6.61	Bridge	Post-Planning	2023/24	\$21,809	Yes
18957	4	Alameda	680	R10.15	R10.16	Bridge	Post-Planning	2023/24	\$13,456	Yes
23464	4	Alameda	680	R10.6	R21.879	Pavement	Post-Planning	2021/22	\$49,400	Yes
22658	4	Alameda	680	R11.81	R11.81	Bridge	Planning	2026/27		Yes
23201	4	Alameda	880	2.224	31.727	Sustainability	Planning	2028/29		
22965	4	Alameda	880	2.5	31.5	Sustainability	Planning	2028/29		
23216	4	Alameda	880	3.9	3.9	Mobility - WIM Scales & CVEFs	Planning	2029/30		
19064	4	Alameda	880	6.2	25.5	Sustainability	Post-Planning	2022/23	\$8,633	
24043	4	Alameda	880	8.4	8.7	Major Damage - Emergency Opening	Post-Planning	2022/23	\$1,235	
17979	4	Alameda	880	15.65	26.53	Proactive Safety	Post-Planning	2021/22	\$15,075	
13745	4	Alameda	880	16.5	23.5	Mobility - TMS	Post-Planning	2022/23	\$15,686	Yes
23479	4	Alameda	880	20	20	Facilities	Planning	2029/30		
16829	4	Alameda	880	23.1	R35.4R	Mobility - TMS	Post-Planning	2022/23	\$103,149	Yes
17369	4	Alameda	880	27.1	27.3	Reactive Safety	Post-Planning	2022/23	\$8,001	
13562	4	Alameda	880	27.23	27.23	Bridge	Post-Planning	2021/22	\$10,118	Yes
23326	4	Alameda	880	28.3	28.5	Major Damage - Emergency Opening	Post-Planning	2021/22	\$880	
23366	4	Alameda	880	31.07	31.07	Bridge	Planning	2029/30		Yes
23864	4	Alameda	880	31.2	31.2	Major Damage - Emergency Opening	Post-Planning	2022/23	\$630	
24029	4	Alameda	880	R0.0	3.4	Major Damage - Emergency Opening	Post-Planning	2022/23	\$2,022	
13655	4	Alameda	880	R0.0	11.8	Pavement	Post-Planning	2021/22	\$71,371	Yes
18719	4	Alameda	880	R0.02	R33.2	Mobility - TMS	Post-Planning	2023/24	\$20,865	Yes

Note: This Ten-Year Project Book is subject to change.

SHOPP ID	District	County	Route	Begin Mile	End Mile	Activity	Planning or Post planning?	Advertised Year	Project Cost (\$K)	SB 1 Priority
23532	4	Alameda	880	R34.56R	R35.0R	Major Damage - Emergency Opening	Post-Planning	2021/22	\$4,363	
23131	4	Alameda	980	0.8	0.8	Drainage	Planning	2029/30		Yes
22571	4	Alameda	980	1.178	1.178	Facilities	Post-Planning	2024/25	\$4,538	
18071	4	Alameda	980	1.2	1.2	Mobility - TMS	Post-Planning	2022/23	\$9,220	Yes
18532	4	Alameda	980	1.2	1.2	Mobility - TMS	Post-Planning	2022/23	\$20,125	Yes
19883	4	Contra Costa	4	0	25	Sustainability	Post-Planning	2023/24	\$9,968	
22953	4	Contra Costa	4	0	44	Sustainability	Planning	2028/29		
13259	4	Contra Costa	4	0	R20.4	Proactive Safety	Post-Planning	2021/22	\$16,362	
23473	4	Contra Costa	4	0.05	23.98	Sustainability	Planning	2027/28		
23203	4	Contra Costa	4	20.774	27.329	Sustainability	Planning	2029/30		
22951	4	Contra Costa	4	24	24.6	Sustainability	Planning	2026/27		
18979	4	Contra Costa	4	L0.0	R14.3	Pavement	Post-Planning	2022/23	\$60,060	Yes
17983	4	Contra Costa	4	R1.0	R9.0	Reactive Safety	Post-Planning	2021/22	\$11,715	
23849	4	Contra Costa	4	R10.198	24.376	Reactive Safety	Planning	2025/26		
14063	4	Contra Costa	4	R14.3	24.3	Pavement	Post-Planning	2021/22	\$73,594	Yes
17837	4	Contra Costa	4	R29.0	R44.4	Pavement	Post-Planning	2024/25	\$41,564	Yes
23023	4	Contra Costa	4	R3.67R	R39.71	Mobility - TMS	Planning	2029/30		Yes
14075	4	Contra Costa	4	R31.0	48.2	Proactive Safety	Post-Planning	2021/22	\$3,467	
23110	4	Contra Costa	4	R44.4	48.392	Pavement	Planning	2030/31		Yes
23063	4	Contra Costa	4	R7.5	R11.381	Signs and Lighting	Planning	2027/28		
16745	4	Contra Costa	4	R8.549	46.46	Proactive Safety	Post-Planning	2021/22	\$11,333	
23376	4	Contra Costa	24	0.7	0.7	Major Damage - Emergency Opening	Post-Planning	2021/22	\$965	
13545	4	Contra Costa	24	R0.01	R0.01	Bridge	Post-Planning	2025/26	\$69,487	Yes
14145	4	Contra Costa	24	R3.47	R3.47	Bridge	Post-Planning	2021/22	\$9,643	Yes
22378	4	Contra Costa	24	R4.9	R5.0	Bridge	Planning	2026/27		Yes
19065	4	Contra Costa	80	0	11	Sustainability	Post-Planning	2022/23	\$13,364	
17370	4	Contra Costa	80	0	13.5	Reactive Safety	Post-Planning	2021/22	\$93,569	
22954	4	Contra Costa	80	0	14	Sustainability	Planning	2028/29		
23850	4	Contra Costa	80	0.101	13.728	Reactive Safety	Planning	2025/26		
24024	4	Contra Costa	80	3.2	10.2	Major Damage - Emergency Opening	Post-Planning	2022/23	\$1,690	
22056	4	Contra Costa	80	4	4.6	Sustainability	Post-Planning	2021/22	\$1,650	
23213	4	Contra Costa	80	5.083	5.083	Major Damage - Emergency Opening	Post-Planning	2021/22	\$815	
20159	4	Contra Costa	80	7.5	7.5	Mobility - WIM Scales & CVEFs	Planning	2029/30		
11282	4	Contra Costa	80	7.6	12.75	Proactive Safety	Post-Planning	2023/24	\$24,612	
13352	4	Contra Costa	80	10.1	13.5	Pavement	Post-Planning	2021/22	\$76,759	Yes
20698	4	Contra Costa	123	0	2.198	Pavement	Post-Planning	2025/26	\$13,953	Yes
23113	4	Contra Costa	160	L0.0R	1.327	Pavement	Planning	2030/31		Yes
22020	4	Contra Costa	242	L0.0	R3.398	Pavement	Post-Planning	2025/26	\$42,175	Yes
20488	4	Contra Costa	242	R0.1	R3.2	Roadside	Planning	2028/29		
23208	4	Contra Costa	680	19.037	24.934	Sustainability	Planning	2028/29		
19069	4	Contra Costa	680	R0.0	24	Sustainability	Post-Planning	2023/24	\$21,756	
20390	4	Contra Costa	680	R0.0	24.934	Signs and Lighting	Planning	2030/31		
24197	4	Contra Costa	680	R0.0	R25.46R	Mobility - TMS	Post-Planning	2025/26	\$12,153	Yes
24196	4	Contra Costa	680	R0.0	R25.4R	Mobility - TMS	Post-Planning	2023/24	\$103,635	Yes
17839	4	Contra Costa	680	R0.0	R7.7	Pavement	Post-Planning	2024/25	\$38,096	Yes
23050	4	Contra Costa	680	R1.09	13.72	Bridge	Post-Planning	2021/22	\$12,610	Yes
23085	4	Contra Costa	680	R12.4	R18.707	Pavement	Planning	2030/31		Yes
22934	4	Contra Costa	680	R12.61	24.26	Bridge	Post-Planning	2022/23	\$19,450	Yes
23155	4	Contra Costa	680	R18.7	20.88	Bridge	Planning	2027/28		Yes
20623	4	Contra Costa	680	R18.7	24.934	Pavement	Post-Planning	2025/26	\$43,025	Yes
23124	4	Contra Costa	680	R18.756	20.833	Roadside	Planning	2030/31		

Note: This Ten-Year Project Book is subject to change.

SHOPP ID	District	County	Route	Begin Mile	End Mile	Activity	Planning or Post planning?	Advertised Year	Project Cost (\$K)	SB 1 Priority
23062	4	Contra Costa	680	R6.94	R10.328	Signs and Lighting	Planning	2028/29		
23378	4	Contra Costa	680	R8.6	R8.6	Major Damage - Emergency Opening	Post-Planning	2021/22	\$990	
24008	4	Marin	1	0	10	Major Damage - Emergency Opening	Post-Planning	2022/23	\$3,250	
17840	4	Marin	1	0	12.8	Pavement	Planning	2027/28		Yes
23996	4	Marin	1	0	50	Major Damage - Emergency Opening	Post-Planning	2022/23	\$1,820	
14149	4	Marin	1	0.42	22.96	Proactive Safety	Post-Planning	2023/24	\$14,681	
22211	4	Marin	1	5.1	5.1	Major Damage - Permanent Restoration	Post-Planning	2025/26	\$9,373	
22013	4	Marin	1	6.6	49.9	Drainage	Planning	2029/30		Yes
14135	4	Marin	1	11.3	11.3	Bridge	Post-Planning	2021/22	\$5,652	Yes
22188	4	Marin	1	11.5	11.5	Major Damage - Permanent Restoration	Post-Planning	2021/22	\$2,324	
23183	4	Marin	1	13.05	45.1	Drainage	Post-Planning	2023/24	\$24,888	Yes
22867	4	Marin	1	18.69	18.69	Drainage	Planning	2028/29		Yes
22866	4	Marin	1	22.67	22.67	Drainage	Planning	2028/29		Yes
13573	4	Marin	1	22.8	33	Pavement	Post-Planning	2021/22	\$31,832	Yes
22122	4	Marin	1	24.7	24.7	Major Damage - Permanent Restoration	Planning	2025/26		
20901	4	Marin	1	28.5	28.5	Bridge	Post-Planning	2022/23	\$32,492	Yes
18737	4	Marin	1	31.2	45	Pavement	Planning	2030/31		Yes
24010	4	Marin	1	35.3	35.3	Major Damage - Emergency Opening	Post-Planning	2022/23	\$2,130	
22212	4	Marin	1	37.2	37.2	Major Damage - Permanent Restoration	Planning	2026/27		
16697	4	Marin	1	40.3	40.3	Drainage	Post-Planning	2023/24	\$6,793	Yes
24028	4	Marin	1	40.3	40.3	Major Damage - Emergency Opening	Post-Planning	2022/23	\$1,377	
22670	4	Marin	37	13.77	13.77	Proactive Safety	Planning	2029/30		
20749	4	Marin	37	14.47	14.47	Bridge	Post-Planning	2023/24	\$44,750	Yes
20694	4	Marin	37	R11.2	13.7	Sustainability	Post-Planning	2034/35	\$884,100	
13658	4	Marin	37	R11.2	14.6	Pavement	Post-Planning	2023/24	\$26,838	Yes
17149	4	Marin	37	R11.526	13.938	Proactive Safety	Post-Planning	2024/25	\$5,570	
23036	4	Marin	101	0	8.022	Pavement	Planning	2027/28		Yes
23154	4	Marin	101	0	20.178	Bridge	Planning	2028/29		Yes
23206	4	Marin	101	0	20.178	Sustainability	Planning	2028/29		
20149	4	Marin	101	0.1	R27.52	Mobility - TMS	Post-Planning	2024/25	\$38,886	Yes
21752	4	Marin	101	0.2	8.622	Proactive Safety	Planning	2028/29		
23375	4	Marin	101	0.888	1.074	Signs and Lighting	Planning	2027/28		
22054	4	Marin	101	0.9	10.8	Sustainability	Post-Planning	2021/22	\$21,040	
23950	4	Marin	101	1.7	1.7	Major Damage - Emergency Opening	Post-Planning	2022/23	\$1,950	
23565	4	Marin	101	3.348	3.65	Sustainability	Post-Planning	2025/26	\$20,100	
22936	4	Marin	101	3.5	4.7	Major Damage - Emergency Opening	Post-Planning	2021/22	\$935	
22065	4	Marin	101	4.61	26.96	Sustainability	Post-Planning	2025/26	\$5,893	
22214	4	Marin	101	6.1	6.3	Major Damage - Permanent Restoration	Post-Planning	2025/26	\$5,248	
20545	4	Marin	101	7.188	R22.206	Signs and Lighting	Planning	2028/29		
14050	4	Marin	101	7.37	18.88	Bridge	Post-Planning	2023/24	\$38,666	Yes
22019	4	Marin	101	8	15.34	Pavement	Post-Planning	2024/25	\$30,732	Yes
24031	4	Marin	101	8	27	Major Damage - Emergency Opening	Post-Planning	2022/23	\$3,600	
22042	4	Marin	101	8.47	8.47	Bridge	Post-Planning	2025/26	\$7,611	Yes
16240	4	Marin	101	13.7	13.7	Mobility - ADA	Post-Planning	2021/22	\$5,105	
23037	4	Marin	101	15.34	R27.568	Pavement	Planning	2030/31		Yes
22213	4	Marin	101	16.1	16.2	Major Damage - Permanent Restoration	Post-Planning	2024/25	\$1,844	
17841	4	Marin	131	0	4.392	Pavement	Post-Planning	2023/24	\$22,883	Yes
22215	4	Marin	131	1.9	2	Major Damage - Permanent Restoration	Post-Planning	2025/26	\$5,925	
24020	4	Napa	12	0	2.8	Major Damage - Emergency Opening	Post-Planning	2022/23	\$3,900	
17151	4	Napa	12	0	3.314	Proactive Safety	Post-Planning	2024/25	\$9,025	
20827	4	Napa	12	2.1	2.6	Major Damage - Permanent Restoration	Post-Planning	2021/22	\$2,557	

Note: This Ten-Year Project Book is subject to change.

SHOPP ID	District	County	Route	Begin Mile	End Mile	Activity	Planning or Post planning?	Advertised Year	Project Cost (\$K)	SB 1 Priority
20322	4	Napa	29	0	R7.0	Pavement	Post-Planning	2024/25	\$26,847	Yes
16701	4	Napa	29	1.6	5.1	Drainage	Post-Planning	2021/22	\$5,267	Yes
23718	4	Napa	29	1.7	5.1	Drainage	Post-Planning	2024/25	\$1,291	Yes
21535	4	Napa	29	3.5	5.5	Reactive Safety	Post-Planning	2022/23	\$6,871	
20828	4	Napa	29	11.6	13	Major Damage - Permanent Restoration	Post-Planning	2021/22	\$18,056	
15831	4	Napa	29	16.5	19	Proactive Safety	Post-Planning	2021/22	\$11,926	
23826	4	Napa	29	16.5	19	Proactive Safety	Post-Planning	2024/25	\$1,130	
20661	4	Napa	29	28.499	28.499	Mobility - Operational Improvements	Planning	2028/29		
24034	4	Napa	29	28.7	29	Major Damage - Emergency Opening	Post-Planning	2022/23	\$5,200	
16948	4	Napa	29	33.13	33.13	Sustainability	Post-Planning	2022/23	\$12,564	
17842	4	Napa	29	36.893	48.58	Pavement	Planning	2028/29		Yes
24039	4	Napa	29	39.5	42	Major Damage - Emergency Opening	Post-Planning	2022/23	\$1,270	
22926	4	Napa	29	42.57	42.57	Major Damage - Permanent Restoration	Post-Planning	2025/26	\$5,087	
23527	4	Napa	29	42.85	42.93	Major Damage - Emergency Opening	Post-Planning	2021/22	\$1,525	
20829	4	Napa	29	46.1	46.1	Major Damage - Permanent Restoration	Post-Planning	2023/24	\$4,821	
23126	4	Napa	29	R6.99	R6.99	Bridge	Planning	2029/30		Yes
20511	4	Napa	29	R7.3	13.5	Pavement	Post-Planning	2023/24	\$30,861	Yes
20689	4	Napa	29	R8.594	R8.688	Mobility - Operational Improvements	Planning	2030/31		
23377	4	Napa	80	7.25	7.25	Major Damage - Emergency Opening	Post-Planning	2021/22	\$1,070	
21066	4	Napa	121	0.5	1	Reactive Safety	Post-Planning	2023/24	\$1,900	
15795	4	Napa	121	6.4	6.5	Bridge	Post-Planning	2023/24	\$32,972	Yes
20830	4	Napa	121	6.9	12.1	Major Damage - Permanent Restoration	Post-Planning	2025/26	\$3,769	
20659	4	Napa	121	7.2	7.2	Mobility - Operational Improvements	Planning	2029/30		
15665	4	Napa	121	7.2	7.4	Mobility - Operational Improvements	Post-Planning	2024/25	\$3,900	
20831	4	Napa	121	13.4	20.7	Major Damage - Permanent Restoration	Post-Planning	2023/24	\$10,191	
20832	4	Napa	121	16	16.1	Major Damage - Permanent Restoration	Post-Planning	2022/23	\$4,422	
20323	4	Napa	121	R4.47	10.7	Pavement	Post-Planning	2023/24	\$48,499	Yes
20325	4	Napa	128	0	4.6	Pavement	Planning	2030/31		Yes
20324	4	Napa	128	4.56	19.1	Pavement	Planning	2027/28		Yes
13624	4	Napa	128	5.12	5.12	Bridge	Post-Planning	2023/24	\$21,882	Yes
22207	4	Napa	128	12.5	12.5	Major Damage - Permanent Restoration	Post-Planning	2025/26	\$10,611	
24000	4	Napa	128	16	16	Major Damage - Emergency Opening	Post-Planning	2022/23	\$1,600	
21506	4	Napa	128	20.23	20.23	Bridge	Post-Planning	2021/22	\$1,510	Yes
20326	4	Napa	221	0	2.682	Pavement	Planning	2030/31		Yes
23026	4	San Francisco	1	0.88	7.05	Mobility - TMS	Planning	2026/27		Yes
21738	4	San Francisco	1	0.9	4.1	Pavement	Post-Planning	2024/25	\$22,799	Yes
18063	4	San Francisco	35	1.26	1.26	Reactive Safety	Post-Planning	2021/22	\$5,970	
23418	4	San Francisco	80	6.26R	R8.13	Mobility - TMS	Planning	2030/31		Yes
20320	4	San Francisco	101	0	T4.86	Pavement	Post-Planning	2023/24	\$83,427	Yes
23653	4	San Francisco	101	1.48	1.63	Bridge	Planning	2030/31		Yes
19959	4	San Francisco	101	1.7	4.2	Roadside	Post-Planning	2025/26	\$6,844	
23148	4	San Francisco	101	2.14	6.71	Mobility - TMS	Planning	2030/31		Yes
19051	4	San Francisco	101	3.37	3.37	Proactive Safety	Post-Planning	2023/24	\$7,934	
19052	4	San Francisco	101	4.1	R5.1	Bridge	Post-Planning	2023/24	\$44,720	Yes
17020	4	San Francisco	101	4.2	4.2	Facilities	Post-Planning	2021/22	\$29,088	
22720	4	San Francisco	101	R5.0	M5.3	Proactive Safety	Post-Planning	2022/23	\$2,115	
17844	4	San Francisco	280	R0.0	T7.543	Pavement	Post-Planning	2023/24	\$105,313	Yes
22309	4	San Francisco	280	R2.5	R2.9	Signs and Lighting	Planning	2029/30		
22959	4	San Mateo	1	0	10	Sustainability	Planning	2028/29		
17239	4	San Mateo	1	1.1	1.1	Major Damage - Permanent Restoration	Post-Planning	2021/22	\$2,262	
22027	4	San Mateo	1	3.8	4.8	Drainage	Planning	2029/30		Yes

Note: This Ten-Year Project Book is subject to change.

SHOPP ID	District	County	Route	Begin Mile	End Mile	Activity	Planning or Post planning?	Advertised Year	Project Cost (\$K)	SB 1 Priority
20652	4	San Mateo	1	10.6	27.5	Pavement	Planning	2029/30		Yes
23515	4	San Mateo	1	13.1	13.6	Major Damage - Permanent Restoration	Planning	2027/28		
24021	4	San Mateo	1	13.5	13.5	Major Damage - Emergency Opening	Post-Planning	2022/23	\$585	
16793	4	San Mateo	1	14	14	Proactive Safety	Post-Planning	2021/22	\$8,102	
11357	4	San Mateo	1	17.9	18	Bridge	Post-Planning	2025/26	\$21,859	Yes
22059	4	San Mateo	1	26.2	27.3	Sustainability	Post-Planning	2022/23	\$6,841	
16752	4	San Mateo	1	26.342	42.014	Proactive Safety	Post-Planning	2021/22	\$9,714	
17547	4	San Mateo	1	26.4	R47.3	Mobility - TMS	Post-Planning	2021/22	\$3,792	Yes
18669	4	San Mateo	1	27.5	34.8	Pavement	Post-Planning	2023/24	\$45,971	Yes
13567	4	San Mateo	1	28.92	28.92	Bridge	Post-Planning	2022/23	\$10,903	Yes
22756	4	San Mateo	1	36	41	Major Damage - Permanent Restoration	Planning	2024/25		
20813	4	San Mateo	1	36.2	36.2	Major Damage - Permanent Restoration	Post-Planning	2022/23	\$2,641	
20676	4	San Mateo	1	36.493	38.31	Reactive Safety	Post-Planning	2023/24	\$13,623	
24199	4	San Mateo	1	36.9	36.9	Major Damage - Emergency Opening	Planning	2023/24		
23451	4	San Mateo	1	38.06	38.06	Major Damage - Emergency Opening	Post-Planning	2021/22	\$1,295	
24030	4	San Mateo	1	R39.57	R39.57	Major Damage - Emergency Opening	Post-Planning	2022/23	\$1,261	
19077	4	San Mateo	1	R43.46	R43.46	Proactive Safety	Planning	2029/30		
19068	4	San Mateo	1	R44.0	R48.0	Sustainability	Post-Planning	2022/23	\$7,575	
22053	4	San Mateo	1	R46.7	R47.8	Sustainability	Post-Planning	2021/22	\$16,100	
17150	4	San Mateo	9	21.223	24.72	Proactive Safety	Post-Planning	2025/26	\$12,006	
24040	4	San Mateo	35	0	18.6	Major Damage - Emergency Opening	Post-Planning	2022/23	\$1,703	
22029	4	San Mateo	35	2.2	29	Drainage	Planning	2028/29		Yes
18162	4	San Mateo	35	26.2	27.9	Reactive Safety	Post-Planning	2022/23	\$5,851	
16833	4	San Mateo	35	L22.761	31.537	Pavement	Planning	2027/28		Yes
22058	4	San Mateo	35	R23.3	25.8	Sustainability	Post-Planning	2021/22	\$16,100	
23290	4	San Mateo	82	0	2.7	Pavement	Planning	2030/31		Yes
20450	4	San Mateo	82	0	25.15	Mobility - ADA	Planning	2029/30		
22354	4	San Mateo	82	2.614	4.511	Reactive Safety	Planning	2023/24		
23102	4	San Mateo	82	2.7	8.6	Pavement	Planning	2030/31		Yes
20653	4	San Mateo	82	8.6	12.3	Pavement	Planning	2027/28		Yes
13297	4	San Mateo	82	9.35	9.35	Proactive Safety	Post-Planning	2023/24	\$6,094	
24048	4	San Mateo	82	12.3	15.8	Major Damage - Emergency Opening	Post-Planning	2022/23	\$4,420	
13686	4	San Mateo	82	12.3	15.8	Pavement	Post-Planning	2023/24	\$121,099	Yes
13253	4	San Mateo	82	12.9	15.9	Mobility - ADA	Post-Planning	2023/24	\$16,184	
17851	4	San Mateo	82	15.8	20.8	Pavement	Planning	2027/28		Yes
15916	4	San Mateo	82	20.8	25.15	Pavement	Post-Planning	2025/26	\$37,708	Yes
20359	4	San Mateo	84	0	8.33	Pavement	Planning	2030/31		Yes
18099	4	San Mateo	84	5.2	5.2	Major Damage - Permanent Restoration	Post-Planning	2021/22	\$5,383	
18100	4	San Mateo	84	6	6	Major Damage - Permanent Restoration	Post-Planning	2022/23	\$5,788	
20815	4	San Mateo	84	7.8	7.8	Major Damage - Permanent Restoration	Post-Planning	2023/24	\$10,187	
24042	4	San Mateo	84	17.9	17.9	Major Damage - Emergency Opening	Post-Planning	2022/23	\$9,750	
11358	4	San Mateo	84	19.89	19.89	Bridge	Planning	2028/29		Yes
13664	4	San Mateo	84	21.5	25.7	Pavement	Post-Planning	2021/22	\$27,150	Yes
23505	4	San Mateo	84	24.47	24.82	Major Damage - Emergency Opening	Post-Planning	2021/22	\$1,773	
23221	4	San Mateo	84	R25.81	R29.3	Pavement	Planning	2030/31		Yes
23132	4	San Mateo	84	R28.0	R28.0	Drainage	Planning	2027/28		Yes
23080	4	San Mateo	92	0	3.304	Pavement	Planning	2029/30		Yes
24003	4	San Mateo	92	5.1	5.1	Major Damage - Emergency Opening	Post-Planning	2022/23	\$7,240	
24027	4	San Mateo	92	7	7	Major Damage - Emergency Opening	Post-Planning	2022/23	\$923	
23032	4	San Mateo	92	R7.3	R14.443	Pavement	Planning	2026/27		Yes
17968	4	San Mateo	92	R8.454	R8.454	Proactive Safety	Post-Planning	2023/24	\$20,334	

Note: This Ten-Year Project Book is subject to change.

SHOPP ID	District	County	Route	Begin Mile	End Mile	Activity	Planning or Post planning?	Advertised Year	Project Cost (\$K)	SB 1 Priority
22911	4	San Mateo	101	0	6.5	Pavement	Post-Planning	2021/22	\$52,200	Yes
22963	4	San Mateo	101	0	20	Sustainability	Planning	2028/29		
22964	4	San Mateo	101	0	20	Sustainability	Planning	2029/30		
22971	4	San Mateo	101	0	21.8	Pavement	Post-Planning	2022/23	\$163,974	Yes
9250	4	San Mateo	101	0.1	23.4	Proactive Safety	Post-Planning	2021/22	\$16,081	
22961	4	San Mateo	101	5	5.61	Sustainability	Planning	2028/29		
9224	4	San Mateo	101	6.7	7.6	Bridge	Post-Planning	2021/22	\$53,186	Yes
23720	4	San Mateo	101	6.7	7.6	Bridge	Post-Planning	2024/25	\$850	Yes
23528	4	San Mateo	101	16.6	16.6	Major Damage - Emergency Opening	Post-Planning	2021/22	\$1,060	
22960	4	San Mateo	101	21.5	26	Sustainability	Planning	2028/29		
22933	4	San Mateo	101	21.92	21.92	Bridge	Planning	2026/27		Yes
20645	4	San Mateo	101	23	26.107	Pavement	Planning	2030/31		Yes
23205	4	San Mateo	280	6.544	12.22	Sustainability	Planning	2029/30		
23059	4	San Mateo	280	6.673	R20.932	Signs and Lighting	Planning	2030/31		
13830	4	San Mateo	280	6.7	R12.7	Drainage	Post-Planning	2021/22	\$28,291	Yes
24037	4	San Mateo	280	8.8	10.4	Major Damage - Emergency Opening	Post-Planning	2022/23	\$3,200	
19024	4	San Mateo	280	9.42	9.42	Drainage	Planning	2027/28		Yes
24009	4	San Mateo	280	10.3	10.3	Major Damage - Emergency Opening	Post-Planning	2022/23	\$1,430	
14180	4	San Mateo	280	R0.0	R21.0	Bridge	Post-Planning	2021/22	\$18,829	Yes
23073	4	San Mateo	280	R0.01	R25.04	Bridge	Post-Planning	2022/23	\$13,315	Yes
23717	4	San Mateo	280	R0.05	R0.05	Bridge	Post-Planning	2024/25	\$1,295	Yes
23404	4	San Mateo	280	R25.1	R25.1	Major Damage - Emergency Opening	Post-Planning	2021/22	\$1,635	
18837	4	San Mateo	280	R25.26	R25.26	Bridge	Post-Planning	2025/26	\$4,959	Yes
23130	4	San Mateo	380	5.73	5.73	Bridge	Planning	2027/28		Yes
24041	4	Santa Clara	9	0	4.03	Major Damage - Emergency Opening	Post-Planning	2022/23	\$5,187	
24046	4	Santa Clara	9	0.58	6.5	Major Damage - Emergency Opening	Post-Planning	2022/23	\$1,560	
22481	4	Santa Clara	9	3.6	6.73	Proactive Safety	Planning	2029/30		
9188	4	Santa Clara	9	4.9	4.9	Bridge	Post-Planning	2021/22	\$33,813	Yes
23721	4	Santa Clara	9	4.9	4.9	Bridge	Post-Planning	2023/24	\$500	Yes
23722	4	Santa Clara	9	4.9	4.9	Bridge	Post-Planning	2025/26	\$290	Yes
23723	4	Santa Clara	9	4.9	4.9	Bridge	Post-Planning	2023/24	\$1,240	Yes
18093	4	Santa Clara	9	5.9	5.9	Major Damage - Permanent Restoration	Post-Planning	2021/22	\$2,073	
16748	4	Santa Clara	9	7.4	11.2	Proactive Safety	Post-Planning	2021/22	\$12,634	
16743	4	Santa Clara	9	8.84	9.9	Proactive Safety	Post-Planning	2021/22	\$11,319	
24032	4	Santa Clara	17	0	3.5	Major Damage - Emergency Opening	Post-Planning	2022/23	\$5,525	
14169	4	Santa Clara	17	6.2	6.6	Proactive Safety	Post-Planning	2023/24	\$8,785	
20583	4	Santa Clara	25	0	2.35	Mobility - Operational Improvements	Planning	2028/29		
22046	4	Santa Clara	35	8	17	Drainage	Planning	2028/29		Yes
21838	4	Santa Clara	35	14.1	17.1	Reactive Safety	Post-Planning	2021/22	\$6,383	
20451	4	Santa Clara	82	9.781	26.34	Mobility - ADA	Planning	2027/28		
22062	4	Santa Clara	82	9.8	10.3	Sustainability	Post-Planning	2021/22	\$12,500	
23024	4	Santa Clara	82	9.841	20.67	Mobility - TMS	Planning	2026/27		Yes
9356	4	Santa Clara	82	11.38	26.36	Proactive Safety	Post-Planning	2022/23	\$9,796	
22375	4	Santa Clara	82	12.05	13.82	Reactive Safety	Planning	2023/24		
22063	4	Santa Clara	82	16.8	18.8	Sustainability	Post-Planning	2021/22	\$6,000	
24129	4	Santa Clara	82	18.2	26.37	Pavement	Post-Planning	2021/22	\$46,186	Yes
23060	4	Santa Clara	85	5.903	10.175	Signs and Lighting	Planning	2029/30		
23411	4	Santa Clara	85	7.5	R10.5	Mobility - Operational Improvements	Planning	2029/30		
20163	4	Santa Clara	85	R18.48	R24.059	Pavement	Planning	2030/31		Yes
13685	4	Santa Clara	87	0	6.1	Pavement	Post-Planning	2021/22	\$69,390	Yes
22359	4	Santa Clara	101	0.028	3.2	Reactive Safety	Post-Planning	2024/25	\$3,935	

Note: This Ten-Year Project Book is subject to change.

SHOPP ID	District	County	Route	Begin Mile	End Mile	Activity	Planning or Post planning?	Advertised Year	Project Cost (\$K)	SB 1 Priority
24005	4	Santa Clara	101	0.028	R36.369	Major Damage - Emergency Opening	Post-Planning	2022/23	\$5,200	
23039	4	Santa Clara	101	0.028	T4.455	Pavement	Planning	2026/27		Yes
16754	4	Santa Clara	101	0.03	49.61	Proactive Safety	Post-Planning	2022/23	\$18,705	
22955	4	Santa Clara	101	1.529	4.227	Sustainability	Planning	2028/29		
23061	4	Santa Clara	101	4.216	R11.363	Signs and Lighting	Planning	2027/28		
23861	4	Santa Clara	101	33.01	33.01	Major Damage - Emergency Opening	Post-Planning	2022/23	\$3,000	
20405	4	Santa Clara	101	34.3	35.25	Roadside	Planning	2029/30		
22889	4	Santa Clara	101	38.1	38.1	Major Damage - Permanent Restoration	Planning	2023/24		
15908	4	Santa Clara	101	40.2	52.55	Pavement	Planning	2027/28		Yes
23116	4	Santa Clara	101	41.1	43.3	Roadside	Planning	2030/31		
23512	4	Santa Clara	101	47.89	47.89	Major Damage - Emergency Opening	Post-Planning	2021/22	\$3,080	
23086	4	Santa Clara	101	R17.546	R27.5	Pavement	Planning	2028/29		Yes
23465	4	Santa Clara	101	R17.8	R18.7	Drainage	Planning	2028/29		Yes
20706	4	Santa Clara	101	R17.9	R18.7	Drainage	Post-Planning	2022/23	\$15,645	Yes
23041	4	Santa Clara	101	R4.553	R17.546	Pavement	Planning	2028/29		Yes
20158	4	Santa Clara	101	R8.9	R8.9	Mobility - WIM Scales & CVEFs	Planning	2029/30		
20356	4	Santa Clara	130	9	22.5	Pavement	Planning	2030/31		Yes
24033	4	Santa Clara	130	9.8	9.8	Major Damage - Emergency Opening	Post-Planning	2022/23	\$4,940	
14073	4	Santa Clara	152	11.2	R35.16	Proactive Safety	Post-Planning	2021/22	\$9,175	
23858	4	Santa Clara	152	12.57	12.57	Major Damage - Emergency Opening	Post-Planning	2022/23	\$2,860	
22219	4	Santa Clara	152	12.9	21.8	Reactive Safety	Post-Planning	2024/25	\$14,908	
21449	4	Santa Clara	152	20.7	21.2	Major Damage - Permanent Restoration	Post-Planning	2023/24	\$3,409	
23301	4	Santa Clara	152	M10.1	M10.222	Major Damage - Emergency Opening	Post-Planning	2021/22	\$790	
18489	4	Santa Clara	152	R16.8	R23.3	Drainage	Post-Planning	2023/24	\$7,140	Yes
23040	4	Santa Clara	152	R21.908	R35.161	Pavement	Planning	2026/27		Yes
23078	4	Santa Clara	152	R9.914	R21.908	Pavement	Planning	2029/30		Yes
16957	4	Santa Clara	237	7	8	Mobility - Operational Improvements	Post-Planning	2021/22	\$15,175	
20627	4	Santa Clara	237	R0.0	11.08	Pavement	Planning	2026/27		Yes
23051	4	Santa Clara	237	R0.35	8.72	Bridge	Post-Planning	2021/22	\$5,021	Yes
23202	4	Santa Clara	280	4.572	20.625	Sustainability	Planning	2029/30		
22957	4	Santa Clara	280	4.6	20	Sustainability	Planning	2028/29		
14080	4	Santa Clara	280	R0.0	L5.4	Proactive Safety	Post-Planning	2021/22	\$6,120	
20642	4	Santa Clara	280	R0.0	R2.7	Pavement	Post-Planning	2022/23	\$31,212	Yes
19025	4	Santa Clara	280	R2.9	6	Drainage	Planning	2028/29		Yes
23449	4	Santa Clara	280	R2.9	R2.9	Major Damage - Emergency Opening	Post-Planning	2021/22	\$2,080	
24002	4	Santa Clara	280	R4.57	R4.57	Major Damage - Emergency Opening	Post-Planning	2022/23	\$3,800	
17846	4	Santa Clara	680	M0.0	M9.9	Pavement	Post-Planning	2025/26	\$53,556	Yes
21474	4	Santa Clara	680	M0.153	M9.765	Proactive Safety	Planning	2029/30		
24036	4	Santa Clara	680	M1.61	M1.63	Major Damage - Emergency Opening	Post-Planning	2022/23	\$2,028	
22962	4	Santa Clara	680	M2.0	M3.3	Sustainability	Planning	2026/27		
23904	4	Santa Clara	680	M4.8	M5.1	Major Damage - Emergency Opening	Post-Planning	2022/23	\$4,400	
23198	4	Santa Clara	680	M5.07	M5.07	Bridge	Planning	2028/29		Yes
20503	4	Santa Clara	880	0	10.502	Pavement	Planning	2027/28		Yes
18584	4	Santa Clara	880	1.73	1.8	Proactive Safety	Post-Planning	2022/23	\$3,722	
23043	4	Solano	12	0	7.9	Pavement	Planning	2026/27		Yes
20885	4	Solano	12	2.21	25.78	Proactive Safety	Post-Planning	2023/24	\$5,200	
24007	4	Solano	12	7.457	26.41	Major Damage - Emergency Opening	Post-Planning	2022/23	\$9,561	
18756	4	Solano	12	7.9	14.1	Pavement	Post-Planning	2023/24	\$32,383	Yes
20648	4	Solano	12	14.1	20.68	Pavement	Planning	2027/28		Yes
22956	4	Solano	12	20.6	22.7	Pavement	Post-Planning	2021/22	\$5,963	Yes
23580	4	Solano	12	20.6	26.4	Pavement	Post-Planning	2022/23	\$2,618	Yes

SHOPP ID	District	County	Route	Begin Mile	End Mile	Activity	Planning or Post planning?	Advertised Year	Project Cost (\$K)	SB 1 Priority
22970	4	Solano	12	25.5	26.4	Pavement	Post-Planning	2022/23	\$18,595	Yes
22969	4	Solano	12	R23.7	25.5	Pavement	Post-Planning	2021/22	\$71,868	Yes
22189	4	Solano	12	R3.206	7.474	Reactive Safety	Post-Planning	2023/24	\$5,846	
17853	4	Solano	29	0	5.955	Pavement	Post-Planning	2022/23	\$35,435	Yes
23495	4	Solano	29	3.39	5.85	Reactive Safety	Planning	2025/26		
16069	4	Solano	29	4.9	4.9	Proactive Safety	Post-Planning	2021/22	\$4,902	
11302	4	Solano	37	R0.0	R7.4	Pavement	Planning	2029/30		Yes
23510	4	Solano	37	R7.073	R7.971	Reactive Safety	Planning	2025/26		
23053	4	Solano	37	R7.39	R7.39	Bridge	Post-Planning	2022/23	\$16,764	Yes
17969	4	Solano	37	R7.971	R7.971	Proactive Safety	Post-Planning	2023/24	\$8,576	
23997	4	Solano	37	R9.5	R9.5	Major Damage - Emergency Opening	Post-Planning	2022/23	\$1,245	
23454	4	Solano	80	0.954	R28.02	Reactive Safety	Planning	2025/26		
19066	4	Solano	80	1.8	5.7	Sustainability	Post-Planning	2024/25	\$11,773	
23765	4	Solano	80	2.327	2.327	Reactive Safety	Planning	2026/27		
23042	4	Solano	80	4	8.004	Pavement	Planning	2029/30		Yes
23083	4	Solano	80	8.004	18.1	Pavement	Planning	2029/30		Yes
23204	4	Solano	80	12.204	22.134	Sustainability	Planning	2028/29		
23071	4	Solano	80	12.91	39.74	Bridge	Post-Planning	2022/23	\$16,610	Yes
20443	4	Solano	80	14.8	14.8	Mobility - WIM Scales & CVEFs	Planning	2028/29		
15957	4	Solano	80	15	30.7	Pavement	Post-Planning	2023/24	\$31,893	Yes
23090	4	Solano	80	17.12	17.12	Facilities	Planning	2026/27		
23084	4	Solano	80	18.1	R26.01	Pavement	Planning	2030/31		Yes
18425	4	Solano	80	22.1	R23.0	Reactive Safety	Post-Planning	2023/24	\$9,637	
22763	4	Solano	80	34.5	34.5	Bridge	Post-Planning	2022/23	\$1,472	Yes
19073	4	Solano	80	R11.3	38	Sustainability	Post-Planning	2022/23	\$10,000	
13248	4	Solano	84	2	3	Bridge	Post-Planning	2023/24	\$20,530	Yes
18980	4	Solano	84	6	13.672	Pavement	Planning	2026/27		Yes
23617	4	Solano	84	12	12.4	Bridge	Post-Planning	2025/26	\$58,291	Yes
24017	4	Solano	84	12.5	12.5	Major Damage - Emergency Opening	Post-Planning	2022/23	\$768	
17852	4	Solano	113	0	8.5	Pavement	Post-Planning	2028/29	\$108,942	Yes
23076	4	Solano	113	8.5	19	Pavement	Planning	2030/31		Yes
18555	4	Solano	128	0.72	0.73	Proactive Safety	Post-Planning	2024/25	\$11,631	
20817	4	Solano	505	R5.7	R5.7	Major Damage - Permanent Restoration	Post-Planning	2022/23	\$2,093	
23034	4	Solano	680	R0.0R	13.126	Pavement	Planning	2027/28		Yes
23738	4	Solano	780	1.26	6.959	Reactive Safety	Planning	2025/26		
13665	4	Solano	780	0.0R	7.44	Pavement	Planning	2028/29		Yes
22016	4	Sonoma	1	0	58.58	Drainage	Planning	2029/30		Yes
13918	4	Sonoma	1	0	58.58	Reactive Safety	Post-Planning	2023/24	\$21,877	
17509	4	Sonoma	1	0.97	28.73	Drainage	Post-Planning	2023/24	\$6,481	Yes
23995	4	Sonoma	1	10.8	10.8	Major Damage - Emergency Opening	Post-Planning	2022/23	\$2,239	
22791	4	Sonoma	1	15.1	15.7	Major Damage - Permanent Restoration	Post-Planning	2021/22	\$1,200	
22792	4	Sonoma	1	15.1	15.7	Major Damage - Permanent Restoration	Post-Planning	2021/22	\$8,400	
20462	4	Sonoma	1	19.2	21.8	Drainage	Post-Planning	2023/24	\$11,258	Yes
18738	4	Sonoma	1	24.2	30.5	Pavement	Post-Planning	2025/26	\$15,786	Yes
24004	4	Sonoma	1	24.65	24.65	Major Damage - Emergency Opening	Post-Planning	2022/23	\$6,422	
23455	4	Sonoma	1	26.7	26.9	Major Damage - Permanent Restoration	Post-Planning	2023/24	\$6,982	
20331	4	Sonoma	1	30.5	R45.0	Pavement	Planning	2030/31		Yes
17510	4	Sonoma	1	30.8	40.6	Drainage	Post-Planning	2021/22	\$7,498	Yes
24106	4	Sonoma	1	30.8	40.6	Drainage	Post-Planning	2024/25	\$1,280	Yes
24001	4	Sonoma	1	34.5	34.5	Major Damage - Emergency Opening	Post-Planning	2022/23	\$7,200	
24044	4	Sonoma	1	38.3	38.3	Major Damage - Emergency Opening	Post-Planning	2022/23	\$1,720	

SHOPP ID	District	County	Route	Begin Mile	End Mile	Activity	Planning or Post planning?	Advertised Year	Project Cost (\$K)	SB 1 Priority
17511	4	Sonoma	1	41.2	54.6	Drainage	Post-Planning	2021/22	\$8,358	Yes
24112	4	Sonoma	1	41.2	54.6	Drainage	Post-Planning	2024/25	\$1,888	Yes
17574	4	Sonoma	1	45.4	45.4	Drainage	Post-Planning	2023/24	\$3,405	Yes
20330	4	Sonoma	1	50.6	58.583	Pavement	Planning	2028/29		Yes
22018	4	Sonoma	1	51.1	56.37	Drainage	Post-Planning	2025/26	\$9,477	Yes
20335	4	Sonoma	12	9.23	11	Pavement	Planning	2028/29		Yes
21600	4	Sonoma	12	9.23	41.361	Proactive Safety	Post-Planning	2024/25	\$5,698	
18036	4	Sonoma	12	9.29	9.52	Mobility - ADA	Planning	2027/28		
13338	4	Sonoma	12	11	T17.4	Pavement	Post-Planning	2021/22	\$36,361	Yes
24006	4	Sonoma	12	18.2	18.8	Major Damage - Emergency Opening	Post-Planning	2022/23	\$4,550	
21302	4	Sonoma	12	19.83	19.83	Reactive Safety	Post-Planning	2023/24	\$6,144	
22829	4	Sonoma	12	24.4	35.11	Pavement	Planning	2028/29		Yes
23456	4	Sonoma	12	25.8	33	Bridge	Post-Planning	2024/25	\$3,778	Yes
21364	4	Sonoma	12	27.83	31.667	Reactive Safety	Planning	2023/24		
18571	4	Sonoma	12	30.8	30.8	Proactive Safety	Planning	2029/30		
16750	4	Sonoma	12	35.03	35.03	Proactive Safety	Post-Planning	2021/22	\$5,573	
20329	4	Sonoma	12	38.9	41.361	Pavement	Planning	2030/31		Yes
23949	4	Sonoma	12	R15.382	R15.382	Major Damage - Emergency Opening	Post-Planning	2022/23	\$1,500	
22021	4	Sonoma	12	R17.323	17.7	Pavement	Post-Planning	2025/26	\$11,826	Yes
13669	4	Sonoma	37	0	R6.245	Pavement	Planning	2029/30		Yes
23114	4	Sonoma	37	3.8	4.3	Mobility - Operational Improvements	Post-Planning	2023/24	\$26,446	
23022	4	Sonoma	101	2.01	R53.47	Mobility - TMS	Planning	2029/30		Yes
20150	4	Sonoma	101	6.6	14.018	Pavement	Planning	2030/31		Yes
22671	4	Sonoma	101	6.83	6.83	Proactive Safety	Planning	2030/31		
18935	4	Sonoma	101	14.018	21.75	Pavement	Planning	2029/30		Yes
22379	4	Sonoma	101	15.53	15.63	Proactive Safety	Planning	2029/30		
17981	4	Sonoma	101	16.54	19	Proactive Safety	Post-Planning	2021/22	\$7,007	
20264	4	Sonoma	101	20.6	20.6	Facilities	Post-Planning	2024/25	\$17,594	
23038	4	Sonoma	101	21.7	29.347	Pavement	Planning	2030/31		Yes
18831	4	Sonoma	101	22.81	32.79	Proactive Safety	Post-Planning	2023/24	\$12,843	
23052	4	Sonoma	101	36.27	R52.06	Bridge	Post-Planning	2021/22	\$7,583	Yes
16820	4	Sonoma	101	R0.01	R0.01	Bridge	Post-Planning	2021/22	\$3,966	Yes
23719	4	Sonoma	101	R0.01	R0.01	Bridge	Post-Planning	2024/25	\$766	Yes
20155	4	Sonoma	101	R54.201	R56.219	Pavement	Planning	2030/31		Yes
18107	4	Sonoma	101	R55.8	R55.8	Major Damage - Permanent Restoration	Post-Planning	2021/22	\$4,685	
21793	4	Sonoma	116	1.1	1.1	Major Damage - Permanent Restoration	Post-Planning	2023/24	\$2,680	
13667	4	Sonoma	116	7.74	25.05	Pavement	Planning	2027/28		Yes
22209	4	Sonoma	116	9.2	9.2	Major Damage - Permanent Restoration	Post-Planning	2025/26	\$4,850	
18108	4	Sonoma	116	9.6	9.6	Major Damage - Permanent Restoration	Post-Planning	2023/24	\$18,241	
22210	4	Sonoma	116	10.4	10.4	Major Damage - Permanent Restoration	Planning	2025/26		
16698	4	Sonoma	116	11.8	R12.17	Mobility - ADA	Post-Planning	2021/22	\$8,268	
22674	4	Sonoma	116	18.66	18.66	Proactive Safety	Planning	2030/31		
11283	4	Sonoma	116	19.9	33.37	Proactive Safety	Post-Planning	2023/24	\$9,440	
18990	4	Sonoma	116	21.63	R22.63	Reactive Safety	Post-Planning	2025/26	\$15,085	
20334	4	Sonoma	116	32.5	39.3	Pavement	Planning	2027/28		Yes
22072	4	Sonoma	116	39.15	39.3	Mobility - Operational Improvements	Planning	2029/30		
21301	4	Sonoma	116	39.273	39.273	Reactive Safety	Post-Planning	2024/25	\$15,543	
23077	4	Sonoma	116	41.8	46.755	Pavement	Planning	2029/30		Yes
24026	4	Sonoma	116	R12.1	R12.1	Major Damage - Emergency Opening	Post-Planning	2022/23	\$2,470	
20662	4	Sonoma	121	6.5	7	Mobility - Operational Improvements	Post-Planning	2022/23	\$17,919	
23853	4	Sonoma	121	6.5	7	Mobility - Operational Improvements	Post-Planning	2025/26	\$950	

Note: This Ten-Year Project Book is subject to change.

SHOPP ID	District	County	Route	Begin Mile	End Mile	Activity	Planning or Post planning?	Advertised Year	Project Cost (\$K)	SB 1 Priority
18572	4	Sonoma	121	6.52	8.43	Proactive Safety	Post-Planning	2023/24	\$14,580	
20821	4	Sonoma	121	9.7	10.3	Major Damage - Permanent Restoration	Post-Planning	2022/23	\$6,219	
22485	4	Sonoma	121	R7.3	10.36	Reactive Safety	Planning	2024/25		
24038	4	Sonoma	128	0	4.8	Major Damage - Emergency Opening	Post-Planning	2022/23	\$910	
13668	4	Sonoma	128	0	24.761	Pavement	Post-Planning	2025/26	\$43,239	Yes
22025	4	Sonoma	128	1.1	9.5	Drainage	Planning	2030/31		Yes
24023	4	Sonoma	128	16	16.6	Major Damage - Emergency Opening	Post-Planning	2022/23	\$3,523	
24195	5	Monterey	1	0	20.9	Major Damage - Emergency Opening	Post-Planning	2022/23	\$23,800	
23319	5	Monterey	1	0.3	0.3	Major Damage - Emergency Opening	Post-Planning	2021/22	\$580	
19490	5	Monterey	1	8.7	9.1	Major Damage - Permanent Restoration	Post-Planning	2024/25	\$4,842	
23385	5	Monterey	1	10.4	10.4	Major Damage - Emergency Opening	Post-Planning	2021/22	\$1,550	
13546	5	Monterey	1	20.9	21.3	Bridge	Post-Planning	2025/26	\$111,728	Yes
24099	5	Monterey	1	20.9	42.2	Major Damage - Emergency Opening	Post-Planning	2022/23	\$55,700	
23883	5	Monterey	1	22	22	Major Damage - Emergency Opening	Post-Planning	2022/23	\$1,060	
19491	5	Monterey	1	27.5	27.7	Major Damage - Permanent Restoration	Post-Planning	2024/25	\$13,852	
13298	5	Monterey	1	43.1	43.1	Proactive Safety	Post-Planning	2021/22	\$6,321	
22918	5	Monterey	1	44.34	44.34	Major Damage - Permanent Restoration	Post-Planning	2024/25	\$9,499	
21771	5	Monterey	1	44.45	44.45	Major Damage - Permanent Restoration	Post-Planning	2021/22	\$6,436	
24100	5	Monterey	1	44.7	69.81	Major Damage - Emergency Opening	Post-Planning	2022/23	\$32,440	
20870	5	Monterey	1	45.4	45.6	Major Damage - Permanent Restoration	Post-Planning	2021/22	\$1,880	
23560	5	Monterey	1	45.4	45.6	Major Damage - Permanent Restoration	Post-Planning	2023/24	\$1,710	
19492	5	Monterey	1	55.7	55.9	Major Damage - Permanent Restoration	Post-Planning	2021/22	\$9,619	
23468	5	Monterey	1	59.5	61.6	Major Damage - Emergency Opening	Post-Planning	2021/22	\$2,330	
20034	5	Monterey	1	60	60	Bridge	Post-Planning	2024/25	\$30,069	Yes
20001	5	Monterey	1	60.1	60.1	Proactive Safety	Planning	2027/28		
17668	5	Monterey	1	62.97	62.97	Proactive Safety	Post-Planning	2022/23	\$8,721	
19950	5	Monterey	1	74.6	R77.6	Pavement	Planning	2026/27		Yes
23592	5	Monterey	1	96.4	96.6	Major Damage - Emergency Opening	Post-Planning	2022/23	\$1,020	
23486	5	Monterey	1	R75.75	R75.75	Major Damage - Emergency Opening	Post-Planning	2021/22	\$9,110	
22907	5	Monterey	1	R77.995	R77.995	Signs and Lighting	Planning	2030/31		
20024	5	Monterey	1	R85.1	R90.98	Pavement	Post-Planning	2025/26	\$23,376	Yes
19938	5	Monterey	1	R90.98	R102.031	Pavement	Post-Planning	2025/26	\$26,632	Yes
24101	5	Monterey	25	1.13	1.13	Major Damage - Emergency Opening	Post-Planning	2022/23	\$3,610	
23443	5	Monterey	68	0.2	15.7	Drainage	Post-Planning	2025/26	\$68	Yes
23444	5	Monterey	68	0.2	15.7	Drainage	Post-Planning	2025/26	\$2,173	Yes
19084	5	Monterey	68	0.2	15.9	Drainage	Post-Planning	2023/24	\$17,342	Yes
16705	5	Monterey	68	0.5	0.8	Mobility - ADA	Post-Planning	2021/22	\$2,776	
18637	5	Monterey	68	2.8	3.1	Reactive Safety	Post-Planning	2021/22	\$8,515	
20025	5	Monterey	68	10.8	22.023	Pavement	Planning	2029/30		Yes
22789	5	Monterey	101	54	76.6	Pavement	Planning	2029/30		Yes
9189	5	Monterey	101	62.2	62.9	Bridge	Post-Planning	2021/22	\$10,165	Yes
22883	5	Monterey	101	85	97	Sustainability	Planning	2030/31		
15757	5	Monterey	101	87.4	87.8	Proactive Safety	Post-Planning	2021/22	\$10,195	
22709	5	Monterey	101	98.8	100.3	Drainage	Post-Planning	2023/24	\$10,911	Yes
24107	5	Monterey	101	99	99	Major Damage - Emergency Opening	Post-Planning	2022/23	\$1,230	
19940	5	Monterey	101	R1.9	R9.7	Bridge	Post-Planning	2028/29	\$77,298	Yes
19957	5	Monterey	101	R22.0	R28.0	Pavement	Post-Planning	2025/26	\$47,561	Yes
19094	5	Monterey	101	R28.2	100.3	Drainage	Post-Planning	2024/25	\$18,650	Yes
20012	5	Monterey	101	R30.6	R36.9	Pavement	Planning	2026/27		Yes
20888	5	Monterey	101	R41.5R	49.8	Proactive Safety	Post-Planning	2021/22	\$1,754	
19093	5	Monterey	101	R41.9R	49.8	Pavement	Post-Planning	2023/24	\$35,345	Yes

SHOPP ID	District	County	Route	Begin Mile	End Mile	Activity	Planning or Post planning?	Advertised Year	Project Cost (\$K)	SB 1 Priority
23788	5	Monterey	101	R41.9R	49.8	Pavement	Post-Planning	2025/26	\$900	Yes
22221	5	Monterey	101	R6.7	R6.7	Bridge	Post-Planning	2023/24	\$20	Yes
19080	5	Monterey	101	R9.2	R22.0	Pavement	Post-Planning	2026/27	\$59,211	Yes
9289	5	Monterey	101	R91.3	98.8	Pavement	Post-Planning	2021/22	\$52,552	Yes
20013	5	Monterey	156	R0.167	T5.427	Pavement	Planning	2028/29		Yes
21708	5	Monterey	183	0	R2.1	Pavement	Planning	2029/30		Yes
19091	5	Monterey	183	R2.1	R8.3	Pavement	Post-Planning	2022/23	\$10,378	Yes
17521	5	Monterey	183	R8.4	9.8	Mobility - Operational Improvements	Post-Planning	2022/23	\$40,000	
24167	5	Monterey	198	20.8	20.8	Major Damage - Emergency Opening	Planning	2022/23		
13863	5	Monterey	218	R0.2	L0.9	Mobility - ADA	Post-Planning	2021/22	\$5,117	
17726	5	San Benito	25	18.8	19.2	Reactive Safety	Post-Planning	2021/22	\$12,351	
23363	5	San Benito	25	18.8	19.2	Reactive Safety	Post-Planning	2024/25	\$2,119	
20000	5	San Benito	25	21.812	23.85	Pavement	Planning	2030/31		Yes
22812	5	San Benito	25	53.7	54.3	Reactive Safety	Post-Planning	2022/23	\$1,100	
22860	5	San Benito	25	60.04	60.05	Bridge	Planning	2030/31		Yes
19160	5	San Benito	101	0	7.55	Pavement	Post-Planning	2028/29	\$44,251	Yes
23684	5	San Benito	101	R4.0	R4.0	Major Damage - Emergency Opening	Post-Planning	2022/23	\$780	
9228	5	San Luis Obispo	1	0	0.3	Bridge	Post-Planning	2022/23	\$49,596	Yes
23817	5	San Luis Obispo	1	0	0.3	Bridge	Post-Planning	2026/27	\$1,120	Yes
24073	5	San Luis Obispo	1	0	0.3	Bridge	Post-Planning	2027/28	\$120	Yes
21709	5	San Luis Obispo	1	0	10	Pavement	Planning	2029/30		Yes
22930	5	San Luis Obispo	1	10	16.733	Relinquishment	Planning	2023/24		
15922	5	San Luis Obispo	1	10	16.8	Pavement	Post-Planning	2021/22	\$19,178	Yes
20021	5	San Luis Obispo	1	25.7	34.4	Pavement	Planning	2027/28		Yes
21818	5	San Luis Obispo	1	32.6	32.6	Bridge	Post-Planning	2023/24	\$46	Yes
23784	5	San Luis Obispo	1	32.6	32.6	Bridge	Post-Planning	2024/25	\$16,837	Yes
21819	5	San Luis Obispo	1	34.5	34.5	Bridge	Post-Planning	2023/24	\$46	Yes
23094	5	San Luis Obispo	1	62.5	62.5	Major Damage - Emergency Opening	Post-Planning	2021/22	\$755	
23399	5	San Luis Obispo	1	64	R67.2	Protective Betterments	Post-Planning	2023/24	\$13,520	
23384	5	San Luis Obispo	1	69.2	72.1	Major Damage - Emergency Opening	Post-Planning	2021/22	\$2,350	
23809	5	San Luis Obispo	1	71.8	71.8	Major Damage - Emergency Opening	Post-Planning	2022/23	\$4,925	
23807	5	San Luis Obispo	1	R12.6	R12.7	Major Damage - Emergency Opening	Post-Planning	2022/23	\$910	
23812	5	San Luis Obispo	1	R35.8	R35.8	Major Damage - Emergency Opening	Post-Planning	2022/23	\$3,975	
21163	5	San Luis Obispo	41	3.1	3.1	Major Damage - Permanent Restoration	Post-Planning	2021/22	\$8,142	
23445	5	San Luis Obispo	41	3.1	3.1	Major Damage - Permanent Restoration	Post-Planning	2023/24	\$171	
24165	5	San Luis Obispo	41	6.7	13	Major Damage - Emergency Opening	Post-Planning	2022/23	\$4,565	
20022	5	San Luis Obispo	41	45.3	50.434	Pavement	Planning	2027/28		Yes
19163	5	San Luis Obispo	46	29.8	32.2	Pavement	Post-Planning	2022/23	\$11,343	Yes
20019	5	San Luis Obispo	46	R0.146	R21.969	Pavement	Planning	2030/31		Yes
23641	5	San Luis Obispo	46	R4.8	R5.2	Major Damage - Emergency Opening	Post-Planning	2022/23	\$1,200	
23317	5	San Luis Obispo	46	R9.7	R9.7	Major Damage - Emergency Opening	Post-Planning	2021/22	\$910	
19162	5	San Luis Obispo	58	1.8	6.89	Pavement	Post-Planning	2023/24	\$15,619	Yes
23875	5	San Luis Obispo	58	1.8	6.9	Pavement	Post-Planning	2024/25	\$2,806	Yes
21820	5	San Luis Obispo	58	3.1	3.1	Bridge	Post-Planning	2023/24	\$46	Yes
21787	5	San Luis Obispo	101	0	0	Facilities	Planning	2030/31		
20011	5	San Luis Obispo	101	0	0	Facilities	Post-Planning	2024/25	\$76,934	
21786	5	San Luis Obispo	101	0	0	Facilities	Post-Planning	2024/25	\$29,311	
23542	5	San Luis Obispo	101	0	0.48	Major Damage - Emergency Opening	Post-Planning	2021/22	\$8,010	
20004	5	San Luis Obispo	101	1.3	46	Bridge	Post-Planning	2022/23	\$3,283	Yes
19164	5	San Luis Obispo	101	7.8	16.5	Pavement	Post-Planning	2023/24	\$44,838	Yes
22372	5	San Luis Obispo	101	28.6	29.6	Reactive Safety	Post-Planning	2023/24	\$5,023	

Note: This Ten-Year Project Book is subject to change.

SHOPP ID	District	County	Route	Begin Mile	End Mile	Activity	Planning or Post planning?	Advertised Year	Project Cost (\$K)	SB 1 Priority
23816	5	San Luis Obispo	101	56.9	56.9	Major Damage - Emergency Opening	Post-Planning	2022/23	\$1,770	
23813	5	San Luis Obispo	101	57.14	57.14	Major Damage - Emergency Opening	Post-Planning	2022/23	\$560	
23814	5	San Luis Obispo	101	57.14	57.14	Major Damage - Emergency Opening	Post-Planning	2022/23	\$4,936	
23815	5	San Luis Obispo	101	57.14	57.14	Major Damage - Emergency Opening	Post-Planning	2022/23	\$1,550	
24104	5	San Luis Obispo	101	57.14	57.14	Major Damage - Emergency Opening	Post-Planning	2022/23	\$2,160	
20710	5	San Luis Obispo	101	61.9	61.9	Reactive Safety	Post-Planning	2021/22	\$25,430	
22785	5	San Luis Obispo	101	R21.494	35.58	Pavement	Planning	2030/31		Yes
20030	5	San Luis Obispo	166	8.927	16	Pavement	Planning	2027/28		Yes
19936	5	San Luis Obispo	166	13	74.718	Bridge	Planning	2030/31		Yes
23808	5	San Luis Obispo	227	R6.83	R6.83	Major Damage - Emergency Opening	Post-Planning	2022/23	\$820	
24108	5	Santa Barbara	1	16	16	Major Damage - Emergency Opening	Post-Planning	2022/23	\$6,220	
13671	5	Santa Barbara	1	19.3	20.6	Pavement	Post-Planning	2021/22	\$16,205	Yes
23428	5	Santa Barbara	1	19.3	22.3	Complete Streets	Planning	2030/31		
20026	5	Santa Barbara	1	23	M29.891	Pavement	Planning	2027/28		Yes
19095	5	Santa Barbara	1	49.2	50.4	Mobility - ADA	Post-Planning	2023/24	\$15,348	
21705	5	Santa Barbara	1	49.2	50.606	Pavement	Planning	2027/28		Yes
9242	5	Santa Barbara	1	M33.1	M33.1	Bridge	Post-Planning	2021/22	\$4,832	Yes
24105	5	Santa Barbara	1	R0.8	14	Major Damage - Emergency Opening	Post-Planning	2022/23	\$3,670	
22799	5	Santa Barbara	1	R34.777	R36.4	Pavement	Planning	2030/31		Yes
16474	5	Santa Barbara	1	R36.3	49.2	Proactive Safety	Post-Planning	2023/24	\$30,206	
24102	5	Santa Barbara	101	2.2	2.5	Major Damage - Emergency Opening	Post-Planning	2022/23	\$4,500	
23469	5	Santa Barbara	101	2.4	2.4	Major Damage - Emergency Opening	Post-Planning	2021/22	\$1,300	
22356	5	Santa Barbara	101	2.6	R4.8	Pavement	Post-Planning	2023/24	\$40	Yes
22303	5	Santa Barbara	101	4.4	R7.7	Pavement	Post-Planning	2022/23	\$3,250	Yes
22304	5	Santa Barbara	101	4.4	R7.7	Pavement	Post-Planning	2023/24	\$40	Yes
19946	5	Santa Barbara	101	9.2	10.1	Proactive Safety	Post-Planning	2022/23	\$22,535	
22747	5	Santa Barbara	101	9.9	10.6	Proactive Safety	Post-Planning	2021/22	\$35,000	
19149	5	Santa Barbara	101	12.44	22.54	Pavement	Post-Planning	2025/26	\$69,681	Yes
13626	5	Santa Barbara	101	21.4	21.9	Bridge	Post-Planning	2021/22	\$28,117	Yes
21704	5	Santa Barbara	101	30.1	R48.8	Pavement	Planning	2027/28		Yes
24097	5	Santa Barbara	101	31	67	Major Damage - Emergency Opening	Post-Planning	2022/23	\$6,820	
23318	5	Santa Barbara	101	33.8	44.8	Major Damage - Emergency Opening	Post-Planning	2021/22	\$8,750	
21651	5	Santa Barbara	101	45	R50.0	Protective Betterments	Post-Planning	2028/29	\$12,651	
23810	5	Santa Barbara	101	46.5	48	Major Damage - Emergency Opening	Post-Planning	2022/23	\$2,100	
22859	5	Santa Barbara	101	55	55.1	Bridge	Planning	2029/30		Yes
22322	5	Santa Barbara	101	55.9	R56.2	Proactive Safety	Post-Planning	2022/23	\$133	
19147	5	Santa Barbara	101	65	84.1	Drainage	Post-Planning	2023/24	\$10,251	Yes
22760	5	Santa Barbara	101	65	84.4	Pavement	Planning	2029/30		Yes
22186	5	Santa Barbara	101	70.55	71.62	Reactive Safety	Post-Planning	2022/23	\$4,196	
20944	5	Santa Barbara	101	70.6	71.2	Bridge	Post-Planning	2021/22	\$1,010	Yes
24168	5	Santa Barbara	101	82.2	82.2	Major Damage - Emergency Opening	Planning	2022/23		
20033	5	Santa Barbara	101	84.4	90.988	Pavement	Planning	2029/30		Yes
22745	5	Santa Barbara	101	R0.0	R0.0	Drainage	Post-Planning	2028/29	\$19,257	Yes
19096	5	Santa Barbara	101	R0.0	R52.2	Drainage	Post-Planning	2026/27	\$30,667	Yes
22858	5	Santa Barbara	101	R0.25	R0.25	Bridge	Planning	2026/27		Yes
11278	5	Santa Barbara	101	R36.0	R37.0	Bridge	Post-Planning	2022/23	\$61,502	Yes
23328	5	Santa Barbara	101	R36.0	R37.0	Bridge	Post-Planning	2025/26	\$2,067	Yes
23466	5	Santa Barbara	101	R36.0	R37.0	Bridge	Post-Planning	2025/26	\$133	Yes
15920	5	Santa Barbara	101	R46.2	R52.3	Pavement	Post-Planning	2021/22	\$72,946	Yes
23811	5	Santa Barbara	101	R5.3	10.5	Major Damage - Emergency Opening	Post-Planning	2022/23	\$940	
19150	5	Santa Barbara	101	R52.3	R56.1	Pavement	Post-Planning	2023/24	\$21,813	Yes

Note: This Ten-Year Project Book is subject to change.

SHOPP ID	District	County	Route	Begin Mile	End Mile	Activity	Planning or Post planning?	Advertised Year	Project Cost (\$K)	SB 1 Priority
23787	5	Santa Barbara	101	R52.3	R56.1	Pavement	Post-Planning	2025/26	\$1,150	Yes
24074	5	Santa Barbara	101	R52.3	R56.1	Pavement	Post-Planning	2026/27	\$115	Yes
19937	5	Santa Barbara	101	R56.09	65	Pavement	Post-Planning	2024/25	\$36,678	Yes
22736	5	Santa Barbara	101	R6.7	R6.7	Pavement	Post-Planning	2025/26	\$4,814	Yes
22308	5	Santa Barbara	101	R7.3	9.2	Pavement	Post-Planning	2023/24	\$40	Yes
23543	5	Santa Barbara	101	R8.28	9	Major Damage - Emergency Opening	Post-Planning	2021/22	\$8,610	
18028	5	Santa Barbara	135	10.6	17.6	Reactive Safety	Post-Planning	2021/22	\$16,912	
24166	5	Santa Barbara	135	M9.9	R9.2	Major Damage - Emergency Opening	Post-Planning	2022/23	\$2,770	
19996	5	Santa Barbara	135	R7.2	M11.722	Pavement	Planning	2029/30		Yes
24098	5	Santa Barbara	154	2	R31.5	Major Damage - Emergency Opening	Post-Planning	2022/23	\$8,950	
21707	5	Santa Barbara	154	22.9	32.84	Pavement	Planning	2029/30		Yes
21153	5	Santa Barbara	154	24	29.18	Reactive Safety	Post-Planning	2021/22	\$5,461	
19153	5	Santa Barbara	154	R0.0	32.84	Drainage	Post-Planning	2023/24	\$20,166	Yes
23873	5	Santa Barbara	154	R0.0	32.84	Drainage	Post-Planning	2025/26	\$1,250	Yes
23874	5	Santa Barbara	154	R0.0	32.84	Drainage	Post-Planning	2025/26	\$120	Yes
9271	5	Santa Barbara	154	R2.6	R2.6	Bridge	Post-Planning	2021/22	\$8,900	Yes
23508	5	Santa Barbara	154	R2.6	R2.6	Bridge	Post-Planning	2024/25	\$135	Yes
14098	5	Santa Barbara	154	R31.8	R32.1	Bridge	Post-Planning	2021/22	\$13,913	Yes
13846	5	Santa Barbara	154	R5.8	R6.1	Mobility - Operational Improvements	Post-Planning	2021/22	\$11,280	
19949	5	Santa Barbara	166	0	8.927	Pavement	Post-Planning	2025/26	\$23,274	Yes
19951	5	Santa Barbara	217	0.464	2.989	Pavement	Planning	2030/31		Yes
11249	5	Santa Barbara	217	0.9	1.4	Bridge	Post-Planning	2021/22	\$42,274	Yes
23334	5	Santa Barbara	217	0.9	1.4	Bridge	Post-Planning	2024/25	\$1,580	Yes
23372	5	Santa Barbara	217	0.9	1.4	Bridge	Post-Planning	2025/26	\$70	Yes
20016	5	Santa Barbara	246	9.55	R20.9	Bridge	Post-Planning	2028/29	\$87,099	Yes
20015	5	Santa Barbara	246	30.3	31.4	Bridge	Post-Planning	2027/28	\$32,905	Yes
23835	5	Santa Cruz	1	8.2	10.6	Proactive Safety	Post-Planning	2023/24	\$12,242	
19159	5	Santa Cruz	1	8.2	26	Drainage	Post-Planning	2023/24	\$6,461	Yes
22780	5	Santa Cruz	1	9.8	10	Drainage	Planning	2030/31		Yes
23877	5	Santa Cruz	1	10.6	26	Drainage	Post-Planning	2023/24	\$12,851	Yes
16590	5	Santa Cruz	1	13.3	13.3	Bridge	Post-Planning	2021/22	\$6,629	Yes
23330	5	Santa Cruz	1	13.3	13.3	Bridge	Post-Planning	2022/23	\$850	Yes
23333	5	Santa Cruz	1	13.3	13.3	Bridge	Post-Planning	2022/23	\$65	Yes
23962	5	Santa Cruz	1	17.19	17.19	Bridge	Planning	2030/31		Yes
23805	5	Santa Cruz	1	17.4	17.5	Major Damage - Emergency Opening	Post-Planning	2022/23	\$18,670	
20003	5	Santa Cruz	1	17.46	17.66	Reactive Safety	Planning	2025/26		
19952	5	Santa Cruz	1	17.5	20.2	Pavement	Post-Planning	2025/26	\$16,806	Yes
21589	5	Santa Cruz	1	28.9	29.5	Reactive Safety	Post-Planning	2021/22	\$4,761	
20006	5	Santa Cruz	1	31.28	31.96	Bridge	Post-Planning	2033/34	\$136,660	Yes
9294	5	Santa Cruz	1	31.9	35.7	Drainage	Post-Planning	2021/22	\$12,970	Yes
22942	5	Santa Cruz	1	31.9	35.7	Drainage	Post-Planning	2022/23	\$110	Yes
24160	5	Santa Cruz	1	33	33	Major Damage - Emergency Opening	Post-Planning	2022/23	\$630	
24164	5	Santa Cruz	1	R0.0	R1.0	Major Damage - Emergency Opening	Post-Planning	2022/23	\$2,600	
19158	5	Santa Cruz	1	R0.0	R7.94	Drainage	Post-Planning	2023/24	\$12,047	Yes
19943	5	Santa Cruz	1	R1.8	8.7	Drainage	Planning	2030/31		Yes
22890	5	Santa Cruz	1	R5.0	8.2	Reactive Safety	Post-Planning	2023/24	\$8,040	
19939	5	Santa Cruz	9	0.046	7.5	Pavement	Post-Planning	2026/27	\$25,037	Yes
19493	5	Santa Cruz	9	1	1	Major Damage - Permanent Restoration	Post-Planning	2021/22	\$19,962	
21693	5	Santa Cruz	9	6.3	7.2	Reactive Safety	Post-Planning	2024/25	\$17,581	
13752	5	Santa Cruz	9	8.5	25.5	Sustainability	Post-Planning	2022/23	\$14,432	
23931	5	Santa Cruz	9	8.5	25.5	Sustainability	Post-Planning	2026/27	\$55	

Note: This Ten-Year Project Book is subject to change.

SHOPP ID	District	County	Route	Begin Mile	End Mile	Activity	Planning or Post planning?	Advertised Year	Project Cost (\$K)	SB 1 Priority
19495	5	Santa Cruz	9	10.8	10.8	Major Damage - Permanent Restoration	Post-Planning	2021/22	\$6,910	
15835	5	Santa Cruz	9	13.61	13.61	Bridge	Post-Planning	2021/22	\$25,947	Yes
23331	5	Santa Cruz	9	13.61	13.61	Bridge	Post-Planning	2025/26	\$3,100	Yes
24109	5	Santa Cruz	9	17	27	Major Damage - Emergency Opening	Post-Planning	2022/23	\$1,560	
19935	5	Santa Cruz	9	18.897	27.094	Pavement	Post-Planning	2025/26	\$13,145	Yes
19156	5	Santa Cruz	17	0	12.5	Sustainability	Post-Planning	2026/27	\$9,502	
22182	5	Santa Cruz	17	3.2	11.27	Reactive Safety	Post-Planning	2022/23	\$8,563	
20869	5	Santa Cruz	17	8.2	8.2	Major Damage - Permanent Restoration	Post-Planning	2021/22	\$7,438	
23806	5	Santa Cruz	35	3	3	Major Damage - Emergency Opening	Post-Planning	2022/23	\$3,570	
20029	5	Santa Cruz	129	0.56	9.998	Pavement	Planning	2028/29		Yes
24163	5	Santa Cruz	129	5.72	6.35	Major Damage - Emergency Opening	Planning	2022/23		
19155	5	Santa Cruz	129	L0.0	0.6	Pavement	Post-Planning	2023/24	\$17,068	Yes
15672	5	Santa Cruz	152	1.9	R2.0	Mobility - ADA	Post-Planning	2021/22	\$7,494	
22734	5	Santa Cruz	152	T0.31	4.14	Complete Streets	Planning	2030/31		
20027	5	Santa Cruz	152	T2.45	0.714	Reactive Safety	Post-Planning	2025/26	\$10,126	
21770	5	Santa Cruz	236	5.4	5.4	Major Damage - Permanent Restoration	Post-Planning	2022/23	\$4,855	
19563	6	Fresno	5	0	10	Pavement	Planning	2027/28		Yes
23027	6	Fresno	5	7.96	7.96	Bridge	Post-Planning	2021/22	\$1,764	Yes
19554	6	Fresno	5	10	21	Pavement	Planning	2027/28		Yes
22380	6	Fresno	5	26.8	29.96	Reactive Safety	Post-Planning	2022/23	\$3,555	
21534	6	Fresno	5	30	39.9	Pavement	Planning	2029/30		Yes
19310	6	Fresno	5	37.2	48.8	Pavement	Post-Planning	2021/22	\$47,761	Yes
19311	6	Fresno	5	60.1	66.159	Pavement	Post-Planning	2022/23	\$20,750	Yes
23500	6	Fresno	33	4.78	43.47	Drainage	Planning	2029/30		Yes
19326	6	Fresno	33	14.003	16.78	Mobility - ADA	Planning	2028/29		
19312	6	Fresno	33	14.7	16.7	Pavement	Post-Planning	2023/24	\$20,785	Yes
19313	6	Fresno	33	69.4	71.5	Pavement	Post-Planning	2022/23	\$19,031	Yes
16482	6	Fresno	33	70.6	76	Bridge	Post-Planning	2021/22	\$6,205	Yes
19551	6	Fresno	41	R0.0	R6.202	Pavement	Post-Planning	2024/25	\$17,200	Yes
22950	6	Fresno	41	R11.1	R33.11	Drainage	Planning	2028/29		Yes
23029	6	Fresno	41	R21.11	R21.11	Bridge	Post-Planning	2021/22	\$2,490	Yes
19314	6	Fresno	41	R23.1	R31.7	Proactive Safety	Post-Planning	2022/23	\$10,776	
23483	6	Fresno	41	R24.3	R31.0	Major Damage - Emergency Opening	Post-Planning	2021/22	\$1,950	
17582	6	Fresno	41	R27.4	R28.5	Mobility - Operational Improvements	Post-Planning	2021/22	\$22,957	
23185	6	Fresno	41	R31.9	R33.201	Sustainability	Planning	2030/31		
19568	6	Fresno	63	0	8.3	Pavement	Planning	2028/29		Yes
19324	6	Fresno	99	19	21.1	Roadside	Post-Planning	2022/23	\$17,181	
22121	6	Fresno	99	20	21.4	Pavement	Planning	2028/29		Yes
19315	6	Fresno	99	21.2	24.4	Pavement	Post-Planning	2023/24	\$401,013	Yes
24111	6	Fresno	99	23.3	23.3	Facilities	Planning	2026/27		
19328	6	Fresno	99	23.3	23.31	Facilities	Post-Planning	2024/25	\$19,620	
23177	6	Fresno	99	28.6	31.5	Sustainability	Planning	2028/29		
22660	6	Fresno	99	R1.91	31.41	Mobility - TMS	Planning	2028/29		Yes
22741	6	Fresno	99	R4.9	11.6	Pavement	Post-Planning	2023/24	\$3,500	Yes
19325	6	Fresno	145	0	33.63	Reactive Safety	Post-Planning	2021/22	\$5,834	
19318	6	Fresno	145	34.1	R41.2	Pavement	Planning	2029/30		Yes
24080	6	Fresno	168	49	52	Major Damage - Emergency Opening	Post-Planning	2022/23	\$950	
22115	6	Fresno	168	49.1	49.4	Major Damage - Permanent Restoration	Post-Planning	2024/25	\$50,521	
23901	6	Fresno	168	L28.78	L31.78	Major Damage - Emergency Opening	Post-Planning	2022/23	\$1,324	
19319	6	Fresno	168	R8.28	45.8	Drainage	Post-Planning	2024/25	\$28,170	Yes
23408	6	Fresno	180	24.6	41.1	Reactive Safety	Post-Planning	2025/26	\$4,605	

SHOPP ID	District	County	Route	Begin Mile	End Mile	Activity	Planning or Post planning?	Advertised Year	Project Cost (\$K)	SB 1 Priority
23180	6	Fresno	180	24.7	24.7	Facilities	Planning	2030/31		
22143	6	Fresno	180	24.78	137.94	Drainage	Post-Planning	2025/26	\$17,725	Yes
21604	6	Fresno	180	47.3	48	Reactive Safety	Post-Planning	2023/24	\$13,595	
21915	6	Fresno	180	89.6	90.7	Reactive Safety	Post-Planning	2023/24	\$5,343	
24236	6	Fresno	180	99	104	Major Damage - Emergency Opening	Post-Planning	2022/23	\$6,500	
21760	6	Fresno	180	R62.9	R65.3	Reactive Safety	Post-Planning	2022/23	\$7,070	
24279	6	Fresno	180	R77.0	77.7	Reactive Safety	Post-Planning	2025/26	\$685	
24082	6	Fresno	198	0	21.6	Major Damage - Emergency Opening	Post-Planning	2022/23	\$2,700	
19322	6	Fresno	198	0.51	19.5	Drainage	Post-Planning	2022/23	\$21,360	Yes
22174	6	Fresno	198	4.34	4.35	Proactive Safety	Planning	2028/29		
23195	6	Fresno	245	0	8.972	Pavement	Planning	2030/31		Yes
19330	6	Kern	5	0.73	1.08	Roadside	Post-Planning	2024/25	\$10,170	
19331	6	Kern	5	4.4	10.2R	Pavement	Post-Planning	2024/25	\$95,658	Yes
22264	6	Kern	5	49.7	52.1	Reactive Safety	Post-Planning	2022/23	\$5,720	
19586	6	Kern	5	52.8	62.6	Pavement	Planning	2030/31		Yes
19332	6	Kern	5	10.2R	15.9R	Pavement	Post-Planning	2023/24	\$22,350	Yes
19548	6	Kern	5	15.9R	30	Pavement	Post-Planning	2025/26	\$35,667	Yes
24172	6	Kern	5	8.044L	8.455L	Major Damage - Emergency Opening	Planning	2022/23		
19329	6	Kern	5	R0.0	4.4	Pavement	Post-Planning	2022/23	\$31,370	Yes
19336	6	Kern	33	14.4	17.9	Pavement	Post-Planning	2025/26	\$26,500	Yes
19564	6	Kern	33	17.9	21.48	Pavement	Planning	2030/31		Yes
19335	6	Kern	33	21.8	39.8	Drainage	Post-Planning	2023/24	\$11,890	Yes
19337	6	Kern	33	40.4	59	Pavement	Post-Planning	2022/23	\$22,570	Yes
21919	6	Kern	43	15.6	16	Reactive Safety	Post-Planning	2023/24	\$12,367	
20927	6	Kern	43	25.2	25.4	Reactive Safety	Post-Planning	2023/24	\$10,700	
23426	6	Kern	46	26.4	29.9	Pavement	Post-Planning	2022/23	\$4,000	Yes
19574	6	Kern	46	33.2	46	Pavement	Post-Planning	2025/26	\$19,955	Yes
19588	6	Kern	46	51.25	R57.78	Pavement	Post-Planning	2025/26	\$17,502	Yes
24077	6	Kern	58	0	6	Major Damage - Emergency Opening	Post-Planning	2022/23	\$802	
23351	6	Kern	58	26.75	28.2	Complete Streets	Planning	2029/30		
19343	6	Kern	58	R59.45	77.25	Pavement	Planning	2027/28		Yes
19341	6	Kern	58	R64.40	67.3	Pavement	Post-Planning	2022/23	\$14,270	Yes
19565	6	Kern	65	6.9	25.16	Pavement	Planning	2030/31		Yes
19581	6	Kern	65	R0.0	6.9	Pavement	Planning	2029/30		Yes
19556	6	Kern	99	0	10.5	Pavement	Planning	2029/30		Yes
19344	6	Kern	99	2.94	57.29	Drainage	Planning	2029/30		Yes
19476	6	Kern	99	17.48	57.58	Mobility - ADA	Planning	2029/30		
23485	6	Kern	99	17.5	R28.6	Major Damage - Emergency Opening	Post-Planning	2021/22	\$3,000	
19345	6	Kern	99	21.15	24.6	Pavement	Post-Planning	2026/27	\$98,165	Yes
21348	6	Kern	99	23.6	R28.4	Pavement	Post-Planning	2021/22	\$10,340	Yes
19612	6	Kern	99	54.6	54.6	Facilities	Post-Planning	2025/26	\$6,821	
22903	6	Kern	99	R29.4	33	Pavement	Planning	2029/30		Yes
23899	6	Kern	99	R31.1	33	Major Damage - Emergency Opening	Post-Planning	2022/23	\$1,500	
19558	6	Kern	99	R43.9R	49.4	Pavement	Planning	2029/30		Yes
21330	6	Kern	119	0.2	0.6	Reactive Safety	Post-Planning	2021/22	\$5,221	
15884	6	Kern	119	28.2	31.283	Pavement	Post-Planning	2023/24	\$59,000	Yes
23197	6	Kern	155	0.1	70.19	Drainage	Planning	2030/31		Yes
23973	6	Kern	155	42	R57.0	Major Damage - Emergency Opening	Post-Planning	2022/23	\$15,095	
23409	6	Kern	155	50	R58.0	Major Damage - Emergency Opening	Post-Planning	2021/22	\$2,400	
19346	6	Kern	155	R0.0	R1.3	Pavement	Post-Planning	2023/24	\$16,740	Yes
19348	6	Kern	166	0.01	10.2	Pavement	Post-Planning	2022/23	\$15,890	Yes

SHOPP ID	District	County	Route	Begin Mile	End Mile	Activity	Planning or Post planning?	Advertised Year	Project Cost (\$K)	SB 1 Priority
16536	6	Kern	166	17.3	17.7	Bridge	Post-Planning	2022/23	\$44,045	Yes
19350	6	Kern	178	12.6	55.4	Drainage	Post-Planning	2021/22	\$12,388	Yes
24173	6	Kern	178	20.6	21.6	Major Damage - Emergency Opening	Planning	2022/23		
23448	6	Kern	178	R41.6	R41.6	Facilities	Planning	2028/29		
16506	6	Kern	184	0.8	8.2	Pavement	Post-Planning	2022/23	\$35,355	Yes
15961	6	Kern	184	8.5	11.6	Pavement	Post-Planning	2021/22	\$17,860	Yes
19351	6	Kern	204	2.805	2.805	Reactive Safety	Post-Planning	2021/22	\$4,275	
23529	6	Kern	204	2.94	2.94	Reactive Safety	Planning	2025/26		
23447	6	Kern	204	5.49	5.9	Proactive Safety	Planning	2026/27		
23669	6	Kern	204	R0.0	4.6	Mobility - ADA	Post-Planning	2021/22	\$15,348	
19515	6	Kern	223	1.85	10.4	Pavement	Post-Planning	2024/25	\$12,752	Yes
21295	6	Kern	223	R15.7	R16.0	Mobility - Operational Improvements	Post-Planning	2021/22	\$5,400	
19353	6	Kern	223	R20.1	21.3	Pavement	Post-Planning	2024/25	\$6,479	Yes
19355	6	Kings	5	16.2	26.72	Pavement	Planning	2029/30		Yes
23350	6	Kings	33	16.44	17.85	Complete Streets	Planning	2028/29		
19356	6	Kings	41	0	15.5	Pavement	Post-Planning	2024/25	\$24,584	Yes
23188	6	Kings	41	11.97	R48.2	Drainage	Planning	2026/27		Yes
21454	6	Kings	41	16.62	16.82	Reactive Safety	Post-Planning	2023/24	\$18,981	
19357	6	Kings	41	20	28.4	Pavement	Post-Planning	2022/23	\$23,910	Yes
19358	6	Kings	41	28.4	R39.80	Pavement	Post-Planning	2023/24	\$23,400	Yes
16476	6	Kings	41	32.3	32.3	Bridge	Post-Planning	2021/22	\$28,141	Yes
19567	6	Kings	198	5	R14.8	Pavement	Planning	2028/29		Yes
19579	6	Kings	198	R14.80	R21.50	Pavement	Planning	2026/27		Yes
19473	6	Kings	269	0	1.05	Mobility - ADA	Planning	2030/31		
23679	6	Madera	41	6.3	9.2	Pavement	Post-Planning	2023/24	\$1,708	Yes
19555	6	Madera	41	8	15.4	Pavement	Planning	2029/30		Yes
19575	6	Madera	41	15.4	22.1	Pavement	Planning	2028/29		Yes
19583	6	Madera	41	22.1	34.1	Pavement	Planning	2026/27		Yes
23414	6	Madera	41	23.463	23.463	Reactive Safety	Post-Planning	2025/26	\$6,515	
22146	6	Madera	41	R0.87	45.55	Drainage	Planning	2028/29		Yes
22897	6	Madera	99	0.1	8.1	Pavement	Post-Planning	2025/26	\$54,700	Yes
17392	6	Madera	99	6.9	R7.5	Bridge	Post-Planning	2021/22	\$38,132	Yes
23493	6	Madera	99	6.9	R7.5	Bridge	Post-Planning	2024/25	\$1,004	Yes
22902	6	Madera	99	9.74	9.74	Bridge	Planning	2030/31		Yes
19530	6	Madera	99	23.8	23.8	Drainage	Post-Planning	2025/26	\$9,050	Yes
23028	6	Madera	99	24.78	24.78	Bridge	Post-Planning	2021/22	\$2,131	Yes
19361	6	Madera	145	8	12	Pavement	Post-Planning	2023/24	\$18,735	Yes
19561	6	Madera	152	R0.0	15.6	Pavement	Planning	2029/30		Yes
19550	6	Madera	233	1.8	3.88	Pavement	Post-Planning	2024/25	\$8,000	Yes
24117	6	Mariposa	41	1.841	2.5	Major Damage - Emergency Opening	Planning	2022/23		
19366	6	Tulare	63	5.8	L7.97	Pavement	Post-Planning	2022/23	\$19,235	Yes
19463	6	Tulare	63	7.9	11.8	Mobility - ADA	Planning	2029/30		
19562	6	Tulare	63	7.9	11.85	Pavement	Planning	2027/28		Yes
23321	6	Tulare	63	23.572	23.572	Reactive Safety	Post-Planning	2023/24	\$2,820	
23494	6	Tulare	65	19.15	19.15	Reactive Safety	Planning	2024/25		
19369	6	Tulare	99	0	13.5	Pavement	Post-Planning	2023/24	\$74,335	Yes
24235	6	Tulare	99	4	15.5	Major Damage - Emergency Opening	Post-Planning	2022/23	\$1,460	
22147	6	Tulare	99	4.75	51.09	Drainage	Planning	2028/29		Yes
22136	6	Tulare	99	6.09	7.16	Drainage	Planning	2028/29		Yes
19367	6	Tulare	99	20.3	R53.232	Drainage	Post-Planning	2023/24	\$13,990	Yes
24174	6	Tulare	99	21.43	21.43	Major Damage - Emergency Opening	Planning	2022/23		

Note: This Ten-Year Project Book is subject to change.

SHOPP ID	District	County	Route	Begin Mile	End Mile	Activity	Planning or Post planning?	Advertised Year	Project Cost (\$K)	SB 1 Priority
23189	6	Tulare	99	22.74	22.741	Bridge	Planning	2029/30		Yes
19370	6	Tulare	99	27.6	30.6	Pavement	Post-Planning	2023/24	\$36,945	Yes
23484	6	Tulare	99	29.5	30.6	Major Damage - Emergency Opening	Post-Planning	2021/22	\$2,155	
19543	6	Tulare	137	13.7	16.6	Pavement	Planning	2028/29		Yes
23196	6	Tulare	137	17.47	17.471	Drainage	Planning	2030/31		Yes
21768	6	Tulare	190	11.3	11.5	Reactive Safety	Post-Planning	2023/24	\$10,541	
19547	6	Tulare	190	32.2	52.8	Pavement	Planning	2027/28		Yes
24078	6	Tulare	190	39	47	Major Damage - Emergency Opening	Post-Planning	2022/23	\$6,450	
19560	6	Tulare	190	R14.9	19	Pavement	Planning	2030/31		Yes
19372	6	Tulare	198	0	44	Drainage	Post-Planning	2022/23	\$23,263	Yes
24079	6	Tulare	198	R14.65	R14.65	Major Damage - Emergency Opening	Post-Planning	2022/23	\$2,400	
24116	6	Tulare	198	R19.3	R19.7	Major Damage - Emergency Opening	Post-Planning	2022/23	\$602	
23186	6	Tulare	198	R8.8	R10.01	Drainage	Planning	2028/29		Yes
22180	6	Tulare	201	0	4.94	Reactive Safety	Post-Planning	2022/23	\$4,270	
19373	6	Tulare	216	R0.0	2.56	Pavement	Post-Planning	2022/23	\$30,800	Yes
19374	6	Tulare	245	0	33	Drainage	Post-Planning	2024/25	\$18,978	Yes
16850	7	Los Angeles	1	0.04	0.04	Bridge	Post-Planning	2024/25	\$42,455	Yes
20807	7	Los Angeles	1	0	4.5	Mobility - ADA	Planning	2028/29		
17251	7	Los Angeles	1	0	11.5	Sustainability	Post-Planning	2025/26	\$7,180	
13675	7	Los Angeles	1	0	18	Pavement	Post-Planning	2021/22	\$53,166	Yes
18380	7	Los Angeles	1	0.2	13.36	Mobility - TMS	Post-Planning	2023/24	\$14,692	Yes
23582	7	Los Angeles	1	0.6	0.6	Mobility - TMS	Post-Planning	2023/24	\$12,241	Yes
21918	7	Los Angeles	1	0.6	1.3	Bridge	Post-Planning	2030/31	\$31,800	Yes
23158	7	Los Angeles	1	3.465	8.428	Complete Streets	Planning	2029/30		
21526	7	Los Angeles	1	4.51	7.075	Mobility - ADA	Post-Planning	2025/26	\$39,200	
19183	7	Los Angeles	1	4.711	6.591	Reactive Safety	Post-Planning	2021/22	\$9,519	
18215	7	Los Angeles	1	7.08	7.11	Bridge	Post-Planning	2022/23	\$18,248	Yes
23517	7	Los Angeles	1	8.3	8.3	Major Damage - Emergency Opening	Post-Planning	2021/22	\$2,450	
23308	7	Los Angeles	1	8.3	10	Major Damage - Emergency Opening	Post-Planning	2021/22	\$3,032	
23210	7	Los Angeles	1	8.428	13.2	Complete Streets	Planning	2028/29		
21610	7	Los Angeles	1	11.208	11.208	Reactive Safety	Post-Planning	2021/22	\$3,296	
23649	7	Los Angeles	1	11.8	27.1	Mobility - TMS	Post-Planning	2023/24	\$36,937	Yes
15933	7	Los Angeles	1	18	33.3	Pavement	Post-Planning	2021/22	\$69,557	Yes
22732	7	Los Angeles	1	29.371	29.371	Reactive Safety	Planning	2023/24		
22759	7	Los Angeles	1	29.371	30.731	Reactive Safety	Post-Planning	2023/24	\$3,213	
21611	7	Los Angeles	1	32.71	32.71	Reactive Safety	Post-Planning	2021/22	\$4,038	
15934	7	Los Angeles	1	35.2	46.9	Pavement	Post-Planning	2025/26	\$51,578	Yes
24179	7	Los Angeles	1	35.23	35.351	Major Damage - Emergency Opening	Planning	2023/24		
21750	7	Los Angeles	1	39.5	39.7	Protective Betterments	Planning	2029/30		
23923	7	Los Angeles	1	40.1	40.6	Major Damage - Emergency Opening	Post-Planning	2022/23	\$15,600	
17634	7	Los Angeles	1	42.5	42.5	Major Damage - Permanent Restoration	Post-Planning	2021/22	\$21,389	
18678	7	Los Angeles	1	43.9	44.4	Reactive Safety	Post-Planning	2021/22	\$6,881	
19078	7	Los Angeles	1	44.15	44.15	Proactive Safety	Planning	2030/31		
24263	7	Los Angeles	1	44.16	58.5	Major Damage - Emergency Opening	Planning	2023/24		
15935	7	Los Angeles	1	46.9	62.867	Pavement	Post-Planning	2023/24	\$32,720	Yes
15936	7	Los Angeles	2	2.321	14.2	Pavement	Post-Planning	2021/22	\$41,236	Yes
23390	7	Los Angeles	2	2.6	2.9	Complete Streets	Planning	2028/29		
9344	7	Los Angeles	2	10.63	26.2	Mobility - ADA	Post-Planning	2022/23	\$11,675	
9251	7	Los Angeles	2	12.7	12.7	Proactive Safety	Post-Planning	2023/24	\$14,769	
16008	7	Los Angeles	2	14.2	57.5	Drainage	Post-Planning	2022/23	\$13,052	Yes
18147	7	Los Angeles	2	15	15.3	Bridge	Post-Planning	2022/23	\$13,364	Yes

Note: This Ten-Year Project Book is subject to change.

SHOPP ID	District	County	Route	Begin Mile	End Mile	Activity	Planning or Post planning?	Advertised Year	Project Cost (\$K)	SB 1 Priority
23583	7	Los Angeles	2	15	R23.2	Mobility - TMS	Post-Planning	2023/24	\$13,756	Yes
23968	7	Los Angeles	2	16	16	Major Damage - Emergency Opening	Post-Planning	2022/23	\$575	
20760	7	Los Angeles	2	16.34	81	Mobility - TMS	Post-Planning	2021/22	\$13,051	Yes
23650	7	Los Angeles	2	16.34	81	Mobility - TMS	Post-Planning	2023/24	\$32,077	Yes
20752	7	Los Angeles	2	16.37	16.37	Drainage	Planning	2027/28		Yes
13676	7	Los Angeles	2	24.41	46	Pavement	Planning	2030/31		Yes
24213	7	Los Angeles	2	28.6	32.6	Major Damage - Emergency Opening	Planning	2022/23		
23967	7	Los Angeles	2	40.3	46.1	Major Damage - Emergency Opening	Post-Planning	2022/23	\$3,700	
23387	7	Los Angeles	2	46.4	46.4	Major Damage - Permanent Restoration	Post-Planning	2024/25	\$14,294	
23894	7	Los Angeles	2	65.2	66.4	Major Damage - Emergency Opening	Post-Planning	2022/23	\$1,060	
18685	7	Los Angeles	2	68.12	82.05	Drainage	Post-Planning	2022/23	\$6,011	Yes
17470	7	Los Angeles	2	R17.0	27.02	Sustainability	Post-Planning	2025/26	\$13,461	
18525	7	Los Angeles	2	R17.0	R22.63	Sustainability	Planning	2030/31		
22204	7	Los Angeles	2	R18.7	R18.7	Facilities	Post-Planning	2024/25	\$10,529	
22205	7	Los Angeles	2	R18.7	R18.7	Facilities	Post-Planning	2025/26	\$8,525	
18381	7	Los Angeles	2	R18.7	R18.7	Mobility - TMS	Post-Planning	2022/23	\$8,993	Yes
18975	7	Los Angeles	2	R18.7	R18.7	Mobility - TMS	Post-Planning	2022/23	\$18,923	Yes
19267	7	Los Angeles	5	6.6	13.1	Pavement	Post-Planning	2021/22	\$33,354	Yes
23276	7	Los Angeles	5	10.3	10.3	Facilities	Planning	2028/29		
17539	7	Los Angeles	5	15.1	22.9	Proactive Safety	Post-Planning	2021/22	\$24,790	
24272	7	Los Angeles	5	16.05	17.3	Major Damage - Emergency Opening	Planning	2023/24		
20205	7	Los Angeles	5	16.9	27	Mobility - TMS	Post-Planning	2025/26	\$32,792	Yes
23951	7	Los Angeles	5	17.23	17.55	Sustainability	Planning	2026/27		
22197	7	Los Angeles	5	19.2	28.9	Pavement	Planning	2027/28		Yes
23922	7	Los Angeles	5	20.7	21.5	Major Damage - Emergency Opening	Post-Planning	2022/23	\$2,415	
23048	7	Los Angeles	5	22.26	22.26	Bridge	Post-Planning	2022/23	\$1,571	Yes
17248	7	Los Angeles	5	23.2	36.3	Sustainability	Post-Planning	2022/23	\$11,324	
23648	7	Los Angeles	5	29.39	R85.7	Mobility - TMS	Post-Planning	2023/24	\$34,499	Yes
21920	7	Los Angeles	5	30.6	31.6	Pavement	Post-Planning	2025/26	\$14,792	Yes
21445	7	Los Angeles	5	31.6	R45.4	Pavement	Planning	2026/27		Yes
20712	7	Los Angeles	5	36	36	Sustainability	Post-Planning	2022/23	\$17,070	
19227	7	Los Angeles	5	R45.0	R45.0	Signs and Lighting	Post-Planning	2023/24	\$27,280	
18524	7	Los Angeles	5	R45.68	R52.49	Sustainability	Planning	2030/31		
21977	7	Los Angeles	5	R59.7R	R73.7	Pavement	Post-Planning	2023/24	\$61,149	Yes
18690	7	Los Angeles	5	R60.0R	R75.0	Drainage	Post-Planning	2023/24	\$16,739	Yes
23730	7	Los Angeles	5	R61.5R	R63.7R	Major Damage - Emergency Opening	Post-Planning	2022/23	\$4,300	
17253	7	Los Angeles	5	R63.15R	R74.61	Sustainability	Planning	2029/30		
23889	7	Los Angeles	5	R63.4R	R66.0	Major Damage - Emergency Opening	Post-Planning	2022/23	\$3,000	
23970	7	Los Angeles	5	R66.3	R67.3	Major Damage - Emergency Opening	Post-Planning	2022/23	\$11,700	
16832	7	Los Angeles	5	R87.37	R87.37	Bridge	Post-Planning	2021/22	\$6,376	Yes
18382	7	Los Angeles	10	18.3	31.1	Mobility - TMS	Planning	2029/30		Yes
23755	7	Los Angeles	10	18.33	18.33	Major Damage - Emergency Opening	Post-Planning	2022/23	\$725	
21772	7	Los Angeles	10	18.6	18.6	Proactive Safety	Post-Planning	2025/26	\$20,403	
21848	7	Los Angeles	10	19.1	19.1	Mobility - ADA	Post-Planning	2024/25	\$8,610	
16215	7	Los Angeles	10	20.9	21.9	Sustainability	Post-Planning	2021/22	\$6,862	
22324	7	Los Angeles	10	21	40.3	Drainage	Planning	2029/30		Yes
13615	7	Los Angeles	10	22	30.8	Proactive Safety	Post-Planning	2021/22	\$12,387	
23714	7	Los Angeles	10	25.7	26.5	Mobility - Operational Improvements	Planning	2028/29		
17154	7	Los Angeles	10	28.2	31	Bridge	Post-Planning	2021/22	\$16,283	Yes
16368	7	Los Angeles	10	28.3	28.3	Bridge	Post-Planning	2021/22	\$13,871	Yes
23976	7	Los Angeles	10	32.5	32.5	Sustainability	Planning	2026/27		

SHOPP ID	District	County	Route	Begin Mile	End Mile	Activity	Planning or Post planning?	Advertised Year	Project Cost (\$K)	SB 1 Priority
23975	7	Los Angeles	10	33.45	33.45	Sustainability	Planning	2026/27		
21997	7	Los Angeles	10	42.36	48.265	Pavement	Planning	2026/27		Yes
18356	7	Los Angeles	10	R2.2	R4.9	Roadside	Post-Planning	2022/23	\$5,950	
18526	7	Los Angeles	10	R2.36	21.41	Sustainability	Planning	2030/31		
24215	7	Los Angeles	10	R4.3	R10.1	Major Damage - Emergency Opening	Planning	2022/23		
16213	7	Los Angeles	10	R4.5	R5.6	Sustainability	Post-Planning	2021/22	\$4,301	
13708	7	Los Angeles	10	R4.7	14.1	Drainage	Post-Planning	2023/24	\$8,386	Yes
20257	7	Los Angeles	10	R5.5	15	Signs and Lighting	Planning	2027/28		
23463	7	Los Angeles	10	R8.94	R9.39	Major Damage - Permanent Restoration	Post-Planning	2021/22	\$8,750	
23954	7	Los Angeles	10	R9.13	R9.13	Sustainability	Planning	2026/27		
23654	7	Los Angeles	10	S0.0	S0.53	Mobility - Operational Improvements	Planning	2028/29		
19117	7	Los Angeles	14	R24.8	33.2	Mobility - TMS	Post-Planning	2024/25	\$33,387	Yes
18767	7	Los Angeles	14	R27.0	R28.1	Major Damage - Permanent Restoration	Post-Planning	2021/22	\$36,333	
22293	7	Los Angeles	14	R28.0	33.5	Drainage	Post-Planning	2025/26	\$6,741	Yes
18037	7	Los Angeles	14	R29.2	R29.4	Protective Betterments	Post-Planning	2021/22	\$32,245	
21944	7	Los Angeles	14	R70.99	R70.99	Bridge	Post-Planning	2025/26	\$2,000	Yes
18442	7	Los Angeles	18	0	4.5	Pavement	Planning	2030/31		Yes
23391	7	Los Angeles	22	0	1.2	Complete Streets	Planning	2027/28		
24051	7	Los Angeles	22	1.3	1.3	Mobility - Operational Improvements	Planning	2029/30		
22666	7	Los Angeles	23	0	8.9	Pavement	Planning	2030/31		Yes
23893	7	Los Angeles	23	1	1.3	Major Damage - Emergency Opening	Post-Planning	2022/23	\$3,250	
23928	7	Los Angeles	23	1.1	8.4	Major Damage - Emergency Opening	Post-Planning	2022/23	\$3,800	
15937	7	Los Angeles	27	0	18.6	Pavement	Post-Planning	2021/22	\$48,163	Yes
23969	7	Los Angeles	27	0.2	10.6	Major Damage - Emergency Opening	Post-Planning	2022/23	\$4,450	
18763	7	Los Angeles	27	1	1.2	Major Damage - Permanent Restoration	Post-Planning	2023/24	\$43,700	
23314	7	Los Angeles	27	3.5	3.5	Major Damage - Permanent Restoration	Post-Planning	2028/29	\$9,271	
15854	7	Los Angeles	39	17.812	17.812	Bridge	Post-Planning	2021/22	\$28,137	Yes
18313	7	Los Angeles	39	18.36	22.17	Proactive Safety	Planning	2028/29		
23944	7	Los Angeles	39	18.9	35.5	Major Damage - Emergency Opening	Post-Planning	2022/23	\$9,900	
18314	7	Los Angeles	39	20.66	20.66	Proactive Safety	Post-Planning	2023/24	\$4,899	
20766	7	Los Angeles	39	40	44.4	Protective Betterments	Post-Planning	2029/30	\$57,100	
23423	7	Los Angeles	39	R29.9	R30.0	Major Damage - Emergency Opening	Post-Planning	2021/22	\$2,700	
18388	7	Los Angeles	47	R0.0	2.3	Mobility - TMS	Post-Planning	2025/26	\$15,617	Yes
23488	7	Los Angeles	47	R0.4	2	Bridge	Post-Planning	2025/26	\$706,391	Yes
20315	7	Los Angeles	57	R2.9	R7.7	Signs and Lighting	Planning	2026/27		
22547	7	Los Angeles	57	R4.158	R12.303R	Signs and Lighting	Post-Planning	2024/25	\$8,390	
23471	7	Los Angeles	60	9.465	19.521	Reactive Safety	Planning	2024/25		
23557	7	Los Angeles	60	19	R30.456	Mobility - TMS	Planning	2029/30		Yes
19042	7	Los Angeles	60	R0.9	R3.2	Proactive Safety	Planning	2030/31		
15802	7	Los Angeles	60	R2.94	8.89	Bridge	Planning	2028/29		Yes
21369	7	Los Angeles	66	0	3.2	Mobility - ADA	Post-Planning	2021/22	\$2,095	
23209	7	Los Angeles	66	0	3.22	Complete Streets	Planning	2029/30		
22633	7	Los Angeles	66	0	3.22	Pavement	Planning	2030/31		Yes
23930	7	Los Angeles	71	R1.6	R1.6	Major Damage - Emergency Opening	Post-Planning	2022/23	\$1,100	
16896	7	Los Angeles	72	0	6.767	Relinquishment	Post-Planning	2021/22	\$15,750	
23017	7	Los Angeles	72	0	6.767	Relinquishment	Post-Planning	2022/23	\$10,460	
18404	7	Los Angeles	90	2.5	2.5	Facilities	Post-Planning	2022/23	\$13,604	
22943	7	Los Angeles	91	6.012	R20.741	Mobility - TMS	Planning	2028/29		Yes
18080	7	Los Angeles	91	6.02	R20.7	Signs and Lighting	Post-Planning	2023/24	\$34,331	
16661	7	Los Angeles	91	6.1	R20.7	Mobility - TMS	Post-Planning	2021/22	\$24,697	Yes
11289	7	Los Angeles	91	R10.19	R10.28	Bridge	Post-Planning	2021/22	\$24,788	Yes

SHOPP ID	District	County	Route	Begin Mile	End Mile	Activity	Planning or Post planning?	Advertised Year	Project Cost (\$K)	SB 1 Priority
23631	7	Los Angeles	91	R11.65	R11.65	Major Damage - Emergency Opening	Post-Planning	2021/22	\$3,240	
23046	7	Los Angeles	91	R11.7	R11.7	Bridge	Post-Planning	2022/23	\$5,616	Yes
16166	7	Los Angeles	101	0.1	17.4R	Mobility - TMS	Post-Planning	2021/22	\$15,202	Yes
23307	7	Los Angeles	101	0.4	11.6R	Major Damage - Emergency Opening	Post-Planning	2021/22	\$7,142	
18047	7	Los Angeles	101	0.5	8.05	Pavement	Planning	2029/30		Yes
21455	7	Los Angeles	101	0.7	2.1	Signs and Lighting	Post-Planning	2025/26	\$17,776	
24274	7	Los Angeles	101	1.03	1.8	Major Damage - Emergency Opening	Planning	2023/24		
23311	7	Los Angeles	101	5.81	6.25	Proactive Safety	Planning	2027/28		
16085	7	Los Angeles	101	6.2	8	Proactive Safety	Post-Planning	2021/22	\$6,873	
21508	7	Los Angeles	101	7.06	7.06	Bridge	Post-Planning	2024/25	\$29,038	Yes
18506	7	Los Angeles	101	8.4	11.8R	Pavement	Post-Planning	2023/24	\$23,515	Yes
23760	7	Los Angeles	101	9.61	9.61	Major Damage - Emergency Opening	Post-Planning	2022/23	\$4,000	
14106	7	Los Angeles	101	11	23.5	Proactive Safety	Post-Planning	2023/24	\$8,476	
22921	7	Los Angeles	101	19.21	20.23	Proactive Safety	Planning	2027/28		
16472	7	Los Angeles	101	19.99	19.99	Bridge	Post-Planning	2022/23	\$5,761	Yes
21688	7	Los Angeles	101	31.1	38.19	Signs and Lighting	Post-Planning	2025/26	\$22,770	
24214	7	Los Angeles	101	11.8R	11.8R	Major Damage - Emergency Opening	Planning	2023/24		
18602	7	Los Angeles	101	17.1R	25.5	Mobility - TMS	Post-Planning	2024/25	\$30,987	Yes
14095	7	Los Angeles	101	S0.0	1.5	Sustainability	Post-Planning	2021/22	\$7,153	
16885	7	Los Angeles	103	0.1	0.1	Bridge	Post-Planning	2021/22	\$32,684	Yes
23516	7	Los Angeles	103	0.1	0.1	Major Damage - Emergency Opening	Post-Planning	2021/22	\$1,520	
18133	7	Los Angeles	103	0.9	0.9	Proactive Safety	Post-Planning	2023/24	\$9,747	
16260	7	Los Angeles	105	R0.0	R18.145	Mobility - ADA	Planning	2029/30		
22893	7	Los Angeles	105	R13.47	R13.47	Bridge	Planning	2026/27		Yes
23549	7	Los Angeles	105	R13.6	R14.1	Major Damage - Emergency Opening	Post-Planning	2021/22	\$7,560	
21608	7	Los Angeles	105	R14.28	R14.28	Drainage	Post-Planning	2024/25	\$10,204	Yes
17166	7	Los Angeles	105	R2.0	R2.0	Facilities	Post-Planning	2023/24	\$17,934	
18077	7	Los Angeles	105	R2.1	R2.1	Signs and Lighting	Post-Planning	2022/23	\$27,981	
13610	7	Los Angeles	105	R4.3	R5.0	Proactive Safety	Post-Planning	2022/23	\$9,890	
21371	7	Los Angeles	107	0.4	4.8	Mobility - ADA	Post-Planning	2021/22	\$9,508	
17048	7	Los Angeles	107	4.3	4.3	Facilities	Post-Planning	2025/26	\$9,708	
18899	7	Los Angeles	110	3.75	10.32	Roadside	Planning	2028/29		
11324	7	Los Angeles	110	3.9	5.9	Proactive Safety	Post-Planning	2021/22	\$6,085	
23550	7	Los Angeles	110	6.6	7.45	Major Damage - Emergency Opening	Post-Planning	2021/22	\$1,449	
23482	7	Los Angeles	110	17.98	17.98	Bridge	Planning	2027/28		Yes
24273	7	Los Angeles	110	21.45	25.72	Major Damage - Emergency Opening	Planning	2023/24		
20970	7	Los Angeles	110	23.1	23.1	Major Damage - Permanent Restoration	Post-Planning	2021/22	\$8,446	
21077	7	Los Angeles	110	23.7	25.0R	Mobility - Operational Improvements	Post-Planning	2027/28	\$10,000	
18444	7	Los Angeles	110	23.727	31.9	Pavement	Planning	2030/31		Yes
22294	7	Los Angeles	110	24	31.91	Drainage	Post-Planning	2024/25	\$6,691	Yes
18175	7	Los Angeles	110	27.08	30.1	Proactive Safety	Post-Planning	2027/28	\$12,279	
22139	7	Los Angeles	110	25.46R	25.66	Proactive Safety	Post-Planning	2027/28	\$26,664	
20309	7	Los Angeles	110	R1.2	10	Drainage	Post-Planning	2025/26	\$7,759	Yes
23925	7	Los Angeles	118	R1.1	R1.1	Major Damage - Emergency Opening	Post-Planning	2022/23	\$4,300	
16836	7	Los Angeles	118	R11.0R	R14.0	Sustainability	Post-Planning	2021/22	\$18,975	
18691	7	Los Angeles	118	R13.0	R13.88	Drainage	Post-Planning	2023/24	\$5,836	Yes
13391	7	Los Angeles	118	R4.5	R9.1	Proactive Safety	Post-Planning	2021/22	\$7,044	
18054	7	Los Angeles	126	R0.00	6.036	Pavement	Planning	2029/30		Yes
22137	7	Los Angeles	126	R2.4	R2.4	Reactive Safety	Post-Planning	2022/23	\$3,421	
23047	7	Los Angeles	126	R4.1	R4.1	Bridge	Post-Planning	2021/22	\$2,296	Yes
16168	7	Los Angeles	134	0	R13.3	Mobility - TMS	Post-Planning	2021/22	\$11,608	Yes

Note: This Ten-Year Project Book is subject to change.

SHOPP ID	District	County	Route	Begin Mile	End Mile	Activity	Planning or Post planning?	Advertised Year	Project Cost (\$K)	SB 1 Priority
20103	7	Los Angeles	134	0	R13.3	Signs and Lighting	Post-Planning	2024/25	\$13,064	
17467	7	Los Angeles	134	0.3	R8.0	Sustainability	Planning	2029/30		
15838	7	Los Angeles	134	R12.6	R12.9	Proactive Safety	Post-Planning	2021/22	\$14,197	
23657	7	Los Angeles	134	R13.1	R13.1	Major Damage - Emergency Opening	Post-Planning	2021/22	\$4,900	
17047	7	Los Angeles	134	R5.8	R5.8	Facilities	Post-Planning	2024/25	\$19,314	
18539	7	Los Angeles	134	R8.35	R13.34	Sustainability	Post-Planning	2025/26	\$8,873	
21504	7	Los Angeles	138	33	33.2	Reactive Safety	Post-Planning	2023/24	\$12,729	
18445	7	Los Angeles	138	43.418	46.7	Pavement	Planning	2027/28		Yes
13759	7	Los Angeles	138	43.42	51.41	Mobility - ADA	Post-Planning	2021/22	\$18,204	
19416	7	Los Angeles	138	43.792	43.792	Reactive Safety	Post-Planning	2021/22	\$3,802	
22654	7	Los Angeles	138	R58.5	60.2	Drainage	Post-Planning	2024/25	\$11,374	Yes
17821	7	Los Angeles	164	3.969	4.87	Relinquishment	Planning	2023/24		
22665	7	Los Angeles	164	3.969	6.9	Pavement	Planning	2028/29		Yes
13760	7	Los Angeles	164	3.98	6.9	Mobility - ADA	Post-Planning	2021/22	\$13,446	
13725	7	Los Angeles	170	R14.5	R16.6	Proactive Safety	Post-Planning	2021/22	\$6,160	
18390	7	Los Angeles	170	R14.5	R20.5	Mobility - TMS	Post-Planning	2022/23	\$17,063	Yes
21846	7	Los Angeles	170	R14.5	R20.55	Proactive Safety	Planning	2030/31		
21177	7	Los Angeles	170	R15.5	R15.5	Sustainability	Planning	2030/31		
21483	7	Los Angeles	170	R16.6	R19.6	Reactive Safety	Post-Planning	2021/22	\$3,227	
21172	7	Los Angeles	170	R17.0	R17.0	Sustainability	Post-Planning	2025/26	\$10,315	
21176	7	Los Angeles	170	R17.6	R17.6	Sustainability	Post-Planning	2024/25	\$12,583	
21175	7	Los Angeles	170	R18.0	R18.0	Sustainability	Post-Planning	2024/25	\$22,747	
21174	7	Los Angeles	170	R19.4	R19.4	Sustainability	Post-Planning	2022/23	\$13,141	
23424	7	Los Angeles	210	R1.29	R1.29	Major Damage - Emergency Opening	Post-Planning	2021/22	\$700	
21140	7	Los Angeles	210	R11.0	R11.5	Drainage	Post-Planning	2025/26	\$6,374	Yes
23940	7	Los Angeles	210	R15.4	R15.4	Major Damage - Emergency Opening	Post-Planning	2022/23	\$700	
18542	7	Los Angeles	210	R17.38	R20.0	Sustainability	Planning	2029/30		
18255	7	Los Angeles	210	R18.77	R19.515	Bridge	Post-Planning	2023/24	\$20,156	Yes
18595	7	Los Angeles	210	R19.4	R27.0	Bridge	Post-Planning	2023/24	\$17,836	Yes
23584	7	Los Angeles	210	R24.24	R51.94	Mobility - TMS	Planning	2029/30		Yes
20794	7	Los Angeles	210	R25.8	R36.5	Pavement	Planning	2028/29		Yes
20784	7	Los Angeles	210	R27.4	R31.9	Drainage	Post-Planning	2025/26	\$5,673	Yes
23492	7	Los Angeles	210	R29.79	R29.83	Major Damage - Emergency Opening	Post-Planning	2021/22	\$955	
21471	7	Los Angeles	210	R32.6	R49.1	Drainage	Planning	2027/28		Yes
13444	7	Los Angeles	210	R33.6	R36.5	Sustainability	Post-Planning	2021/22	\$7,488	
16208	7	Los Angeles	210	R36.0	R40.6	Sustainability	Post-Planning	2021/22	\$15,212	
20686	7	Los Angeles	210	R38.92	R38.92	Drainage	Post-Planning	2023/24	\$11,808	Yes
16209	7	Los Angeles	210	R41.3	R44.62	Sustainability	Post-Planning	2021/22	\$14,486	
22036	7	Los Angeles	210	R42.5	R42.6	Mobility - WIM Scales & CVEFs	Planning	2028/29		
20316	7	Los Angeles	210	R43.3	R46.0	Signs and Lighting	Post-Planning	2024/25	\$8,667	
18383	7	Los Angeles	210	R43.9	R46.65	Mobility - TMS	Post-Planning	2022/23	\$10,413	Yes
16210	7	Los Angeles	210	R44.7	R52.1	Sustainability	Post-Planning	2021/22	\$13,621	
23049	7	Los Angeles	210	R46.33	R46.33	Bridge	Post-Planning	2021/22	\$1,616	Yes
13761	7	Los Angeles	210	R9.71	R51.92	Mobility - ADA	Post-Planning	2021/22	\$26,428	
21370	7	Los Angeles	213	0	8	Mobility - ADA	Post-Planning	2021/22	\$7,113	
19243	7	Los Angeles	213	0	9.984	Pavement	Post-Planning	2025/26	\$29,014	Yes
22895	7	Los Angeles	213	9.056	9.056	Reactive Safety	Post-Planning	2025/26	\$3,695	
14072	7	Los Angeles	405	0	0	Bridge	Post-Planning	2021/22	\$38,051	Yes
15968	7	Los Angeles	405	0	12.8	Pavement	Post-Planning	2023/24	\$107,905	Yes
14052	7	Los Angeles	405	7	12.9	Proactive Safety	Post-Planning	2021/22	\$6,686	
19504	7	Los Angeles	405	7.2	7.2	Facilities	Post-Planning	2022/23	\$7,872	

Note: This Ten-Year Project Book is subject to change.

SHOPP ID	District	County	Route	Begin Mile	End Mile	Activity	Planning or Post planning?	Advertised Year	Project Cost (\$K)	SB 1 Priority
13726	7	Los Angeles	405	12.9	R21.5	Proactive Safety	Post-Planning	2021/22	\$7,190	
23539	7	Los Angeles	405	13.28	13.28	Bridge	Planning	2028/29		Yes
22295	7	Los Angeles	405	13.6	29.5	Drainage	Post-Planning	2025/26	\$19,411	Yes
23939	7	Los Angeles	405	16.6	19.7	Major Damage - Emergency Opening	Post-Planning	2022/23	\$780	
20080	7	Los Angeles	405	17.6	17.6	Bridge	Post-Planning	2022/23	\$8,623	Yes
18977	7	Los Angeles	405	19.2	25.95	Mobility - TMS	Post-Planning	2023/24	\$46,673	Yes
23952	7	Los Angeles	405	23.5	23.5	Sustainability	Planning	2026/27		
18608	7	Los Angeles	405	25.9	43.75	Mobility - TMS	Post-Planning	2024/25	\$38,283	Yes
24275	7	Los Angeles	405	29.19	30.03	Major Damage - Emergency Opening	Planning	2023/24		
20818	7	Los Angeles	405	31.56	41.37	Pavement	Post-Planning	2022/23	\$147,305	Yes
23971	7	Los Angeles	405	36.4	36.4	Major Damage - Emergency Opening	Post-Planning	2022/23	\$1,390	
13739	7	Los Angeles	405	39.09	39.09	Mobility - Operational Improvements	Post-Planning	2021/22	\$7,336	
23421	7	Los Angeles	405	43.42	43.42	Major Damage - Emergency Opening	Post-Planning	2021/22	\$2,765	
20720	7	Los Angeles	605	21.08	21.08	Drainage	Planning	2029/30		Yes
23453	7	Los Angeles	605	R0.0	R10.4	Pavement	Post-Planning	2021/22	\$96,085	Yes
15969	7	Los Angeles	605	R10.2	20.2	Pavement	Post-Planning	2022/23	\$214,473	Yes
23633	7	Los Angeles	605	R11.4	R19.5	Sustainability	Post-Planning	2021/22	\$32,808	
23741	7	Los Angeles	605	R20.0	26	Pavement	Post-Planning	2021/22	\$48,571	Yes
17046	7	Los Angeles	605	R9.5	R9.5	Facilities	Post-Planning	2025/26	\$12,588	
18384	7	Los Angeles	710	5	9.5	Mobility - TMS	Post-Planning	2022/23	\$23,696	Yes
16089	7	Los Angeles	710	6	14.1	Proactive Safety	Post-Planning	2023/24	\$11,438	
17473	7	Los Angeles	710	6.82	11.68	Sustainability	Planning	2030/31		
23630	7	Los Angeles	710	7.9	7.9	Major Damage - Emergency Opening	Post-Planning	2022/23	\$1,960	
20763	7	Los Angeles	710	9.4	26.4	Mobility - TMS	Planning	2030/31		Yes
18815	7	Los Angeles	710	9.6	T32.1	Drainage	Post-Planning	2022/23	\$11,337	Yes
22511	7	Los Angeles	710	18.7	19.55	Drainage	Post-Planning	2025/26	\$9,572	Yes
23251	7	Los Angeles	710	19.567	19.893	Complete Streets	Planning	2027/28		
17635	7	Los Angeles	710	22.17	22.17	Bridge	Post-Planning	2023/24	\$24,198	Yes
18938	7	Los Angeles	710	24.6	T27.475	Pavement	Planning	2028/29		Yes
22028	7	Los Angeles	710	24.7	24.7	Facilities	Post-Planning	2025/26	\$12,893	
14096	7	Los Angeles	710	R15.1	21.9	Proactive Safety	Post-Planning	2021/22	\$5,834	
17474	7	Los Angeles	710	R15.99	26.11	Sustainability	Planning	2030/31		
23362	7	Los Angeles	710	T30.953	R32.51	Relinquishment	Post-Planning	2021/22	\$5,150	
23420	7	Los Angeles	710	T31.9	T31.9	Major Damage - Emergency Opening	Post-Planning	2021/22	\$1,400	
22919	7	Ventura	1	1.23	1.23	Bridge	Planning	2030/31		Yes
16845	7	Ventura	1	1.3	26.6	Sustainability	Post-Planning	2021/22	\$19,327	
22624	7	Ventura	1	1.51	1.59	Major Damage - Permanent Restoration	Post-Planning	2027/28	\$20,025	
20406	7	Ventura	1	4	9.2	Proactive Safety	Planning	2030/31		
21316	7	Ventura	1	4.4	4.8	Bridge	Post-Planning	2024/25	\$56,344	Yes
18502	7	Ventura	1	9.7	R15.1	Pavement	Planning	2029/30		Yes
13679	7	Ventura	1	21.3	28.4	Pavement	Post-Planning	2021/22	\$15,699	Yes
16830	7	Ventura	1	21.5	21.5	Bridge	Post-Planning	2022/23	\$41,961	Yes
17468	7	Ventura	23	0	24.15	Sustainability	Post-Planning	2023/24	\$9,519	
23929	7	Ventura	23	18.2	R24.1	Major Damage - Emergency Opening	Post-Planning	2022/23	\$1,900	
22012	7	Ventura	23	22.5	22.9	Drainage	Post-Planning	2024/25	\$9,023	Yes
18600	7	Ventura	23	R3.6	T11.6	Mobility - TMS	Post-Planning	2022/23	\$31,867	Yes
18503	7	Ventura	23	T11.6	17.8	Pavement	Post-Planning	2025/26	\$21,210	Yes
20260	7	Ventura	33	6.3	13.5	Pavement	Post-Planning	2025/26	\$31,781	Yes
23907	7	Ventura	33	12.6	16.5	Major Damage - Emergency Opening	Post-Planning	2022/23	\$1,400	
17389	7	Ventura	33	18.9	19.1	Proactive Safety	Post-Planning	2021/22	\$8,005	
23942	7	Ventura	33	24.3	27.3	Major Damage - Emergency Opening	Post-Planning	2022/23	\$20,700	

Note: This Ten-Year Project Book is subject to change.

SHOPP ID	District	County	Route	Begin Mile	End Mile	Activity	Planning or Post planning?	Advertised Year	Project Cost (\$K)	SB 1 Priority
17255	7	Ventura	33	27	42.9	Sustainability	Post-Planning	2023/24	\$8,917	
23438	7	Ventura	33	35.21	35.21	Drainage	Planning	2028/29		Yes
23943	7	Ventura	33	44.2	57.2	Major Damage - Emergency Opening	Post-Planning	2022/23	\$3,650	
23941	7	Ventura	33	T5.7	11.2	Major Damage - Emergency Opening	Post-Planning	2022/23	\$4,100	
17249	7	Ventura	33	T5.7	27	Sustainability	Post-Planning	2023/24	\$9,358	
18048	7	Ventura	34	6.8	17.663	Pavement	Post-Planning	2023/24	\$42,227	Yes
24271	7	Ventura	34	8.91	8.91	Major Damage - Emergency Opening	Planning	2023/24		
23957	7	Ventura	101	1.62	2.25	Bridge	Planning	2029/30		Yes
22330	7	Ventura	101	1.7	15.1	Drainage	Planning	2028/29		Yes
19118	7	Ventura	101	3	13.8	Mobility - TMS	Post-Planning	2024/25	\$46,000	Yes
23558	7	Ventura	101	14	31	Mobility - TMS	Planning	2029/30		Yes
17955	7	Ventura	101	22	R25.3	Sustainability	Post-Planning	2025/26	\$7,201	
20748	7	Ventura	101	30.9	30.9	Facilities	Planning	2027/28		
22328	7	Ventura	101	31.7	41.7	Drainage	Planning	2028/29		Yes
20263	7	Ventura	118	0.516	15.6	Pavement	Post-Planning	2025/26	\$28,998	Yes
13762	7	Ventura	118	0.7	11	Mobility - ADA	Post-Planning	2021/22	\$3,074	
24210	7	Ventura	118	4.5	4.75	Major Damage - Emergency Opening	Planning	2022/23		
21832	7	Ventura	118	12	13.4	Major Damage - Permanent Restoration	Post-Planning	2022/23	\$39,544	
16790	7	Ventura	118	13.3	15.6	Mobility - WIM Scales & CVEFs	Post-Planning	2021/22	\$5,190	
18734	7	Ventura	118	14.3	15.8	Mobility - WIM Scales & CVEFs	Post-Planning	2025/26	\$26,680	
18049	7	Ventura	118	15.6	R17.9	Pavement	Post-Planning	2023/24	\$26,515	Yes
17670	7	Ventura	118	R1.19	1.8	Sustainability	Post-Planning	2021/22	\$10,656	
20262	7	Ventura	118	R21.7	R32.6	Pavement	Planning	2030/31		Yes
23401	7	Ventura	118	T18.4	T18.8	Bridge	Post-Planning	2024/25	\$10,744	Yes
18046	7	Ventura	126	0	R13.6	Pavement	Planning	2027/28		Yes
17254	7	Ventura	126	R13.2	R34.5	Sustainability	Post-Planning	2023/24	\$13,792	
18912	7	Ventura	126	R13.6	R34.6	Proactive Safety	Planning	2029/30		
23888	7	Ventura	126	R26.5	R26.5	Major Damage - Emergency Opening	Post-Planning	2022/23	\$990	
23924	7	Ventura	126	R9.8	R24.6	Major Damage - Emergency Opening	Post-Planning	2022/23	\$7,750	
21507	7	Ventura	126	T16.54	T16.54	Bridge	Planning	2027/28		Yes
23926	7	Ventura	150	0	20	Major Damage - Emergency Opening	Post-Planning	2022/23	\$3,150	
21168	7	Ventura	150	0	R13.3	Pavement	Planning	2026/27		Yes
23306	7	Ventura	150	1.6	21.3	Proactive Safety	Planning	2028/29		
23974	7	Ventura	150	18.7	18.8	Major Damage - Permanent Restoration	Planning	2025/26		
23927	7	Ventura	150	25.82	31	Major Damage - Emergency Opening	Post-Planning	2022/23	\$3,900	
18441	7	Ventura	150	31.26	34.398	Pavement	Post-Planning	2023/24	\$18,719	Yes
23748	7	Ventura	150	R13.3	19	Pavement	Post-Planning	2021/22	\$18,563	Yes
18413	7	Ventura	232	0.4	R4.1	Pavement	Post-Planning	2023/24	\$18,026	Yes
17158	8	Riverside	10	6.328	52.094	Advance Mitigation	Post-Planning	2024/25	\$4,727	
23585	8	Riverside	10	6.7	29.61	Proactive Safety	Post-Planning	2022/23	\$9,462	
19168	8	Riverside	10	25.983	26.07	Sustainability	Post-Planning	2022/23	\$5,473	
22142	8	Riverside	10	26.9	43.3	Reactive Safety	Post-Planning	2021/22	\$3,011	
21623	8	Riverside	10	32.6	44.4	Pavement	Planning	2026/27		Yes
23286	8	Riverside	10	R0.0	R156.492	Mobility - ADA	Planning	2030/31		
19684	8	Riverside	10	R0.0	R4.4	Pavement	Post-Planning	2024/25	\$68,365	Yes
23636	8	Riverside	10	R134.0	R156.492	Pavement	Post-Planning	2021/22	\$264,375	Yes
22909	8	Riverside	10	R134.8	R144.5	Roadside	Planning	2026/27		
20088	8	Riverside	10	R14.6	R16.3	Mobility - WIM Scales & CVEFs	Post-Planning	2024/25	\$18,489	
23285	8	Riverside	10	R15.6	R15.6	Mobility - WIM Scales & CVEFs	Planning	2030/31		
21622	8	Riverside	10	R25.1	32.6	Pavement	Planning	2030/31		Yes
20096	8	Riverside	10	R25.7	26.7	Roadside	Planning	2027/28		

Note: This Ten-Year Project Book is subject to change.

SHOPP ID	District	County	Route	Begin Mile	End Mile	Activity	Planning or Post planning?	Advertised Year	Project Cost (\$K)	SB 1 Priority
21123	8	Riverside	10	R25.729	R150.0	Mobility - TMS	Planning	2028/29		Yes
19685	8	Riverside	10	R4.4	8.2	Pavement	Post-Planning	2025/26	\$66,824	Yes
23139	8	Riverside	10	R53.8	R53.8	Bridge	Post-Planning	2022/23	\$6,218	Yes
20095	8	Riverside	10	R58.0	R58.0	Facilities	Post-Planning	2024/25	\$13,243	
19171	8	Riverside	10	R59.3	R59.5	Mobility - WIM Scales & CVEFs	Post-Planning	2022/23	\$5,232	
15891	8	Riverside	10	R60.7	R74.3	Pavement	Post-Planning	2021/22	\$231,481	Yes
16756	8	Riverside	10	R71.2	R72.6	Roadside	Post-Planning	2023/24	\$43,048	
19734	8	Riverside	10	R87.9	R87.9	Bridge	Post-Planning	2023/24	\$14,579	Yes
19092	8	Riverside	10	R91.9	R115.4	Bridge	Post-Planning	2022/23	\$8,279	Yes
17765	8	Riverside	10	R92.9	R101.1	Bridge	Post-Planning	2021/22	\$19,809	Yes
21763	8	Riverside	15	3	8.1	Pavement	Planning	2026/27		Yes
9339	8	Riverside	15	3.4	10.5	Sustainability	Post-Planning	2022/23	\$4,242	
21417	8	Riverside	15	3.5	6.8	Mobility - Operational Improvements	Post-Planning	2023/24	\$52,658	
19697	8	Riverside	15	8.1	24.1	Pavement	Planning	2026/27		Yes
16097	8	Riverside	15	8.2	13.9	Proactive Safety	Post-Planning	2022/23	\$5,230	
19099	8	Riverside	15	9.4	16.3	Mobility - ADA	Post-Planning	2022/23	\$4,724	
14070	8	Riverside	15	15.9	20.3	Sustainability	Post-Planning	2023/24	\$5,842	
19730	8	Riverside	15	16.3	52.281	Mobility - ADA	Post-Planning	2023/24	\$6,690	
22150	8	Riverside	15	30	33	Drainage	Post-Planning	2025/26	\$7,268	Yes
23644	8	Riverside	15	38.95	39.4	Reactive Safety	Planning	2025/26		
18660	8	Riverside	15	50.6	52.281	Proactive Safety	Post-Planning	2022/23	\$9,527	
20185	8	Riverside	15	R0.5	47.4	Mobility - TMS	Post-Planning	2022/23	\$11,395	Yes
22298	8	Riverside	60	9.3	14.6	Reactive Safety	Post-Planning	2022/23	\$4,533	
19100	8	Riverside	60	13.3	19.2	Mobility - ADA	Post-Planning	2022/23	\$5,969	
19098	8	Riverside	60	16.1	22.5	Mobility - TMS	Post-Planning	2022/23	\$15,672	Yes
24146	8	Riverside	60	21.369	21.369	Major Damage - Emergency Opening	Planning	2022/23		
23288	8	Riverside	60	R0.0	20.13	Mobility - Operational Improvements	Planning	2026/27		
20174	8	Riverside	60	R1.0	12	Mobility - TMS	Post-Planning	2022/23	\$18,808	Yes
16052	8	Riverside	60	R6.1	8	Roadside	Post-Planning	2022/23	\$5,264	
23743	8	Riverside	62	R3.3	R3.344	Reactive Safety	Planning	2025/26		
13628	8	Riverside	74	2.9	3.2	Bridge	Post-Planning	2021/22	\$17,895	Yes
21638	8	Riverside	74	5.7	11.8	Reactive Safety	Post-Planning	2023/24	\$115,225	
19173	8	Riverside	74	17.355	17.355	Facilities	Post-Planning	2023/24	\$14,196	
17351	8	Riverside	74	27.5	34.3	Pavement	Post-Planning	2023/24	\$24,088	Yes
17613	8	Riverside	74	34.3	45.1	Pavement	Post-Planning	2021/22	\$49,729	Yes
24300	8	Riverside	74	45.1	R92.3	Pavement	Planning	2027/28		Yes
23367	8	Riverside	74	80.5	82	Major Damage - Emergency Opening	Post-Planning	2021/22	\$1,775	
23797	8	Riverside	74	R47.1	53.5	Major Damage - Emergency Opening	Post-Planning	2022/23	\$3,430	
19170	8	Riverside	79	0	5.4	Proactive Safety	Post-Planning	2022/23	\$9,265	
23292	8	Riverside	79	4.7	4.9	Mobility - Operational Improvements	Planning	2030/31		
17243	8	Riverside	79	5.4	11.4	Reactive Safety	Post-Planning	2022/23	\$78,921	
21442	8	Riverside	79	M31.71	40.4	Pavement	Planning	2027/28		Yes
21785	8	Riverside	79	M32.3	M33.793	Reactive Safety	Post-Planning	2021/22	\$6,289	
20065	8	Riverside	91	10	13.5	Pavement	Planning	2026/27		Yes
20066	8	Riverside	91	13.5	16.8	Pavement	Post-Planning	2024/25	\$27,748	Yes
21859	8	Riverside	91	15.6	21.6	Roadside	Post-Planning	2022/23	\$5,572	
21127	8	Riverside	91	R0.0	10	Pavement	Planning	2030/31		Yes
23298	8	Riverside	95	20.5	26	Mobility - Operational Improvements	Planning	2030/31		
23694	8	Riverside	95	24	33.7	Major Damage - Emergency Opening	Post-Planning	2022/23	\$1,210	
16692	8	Riverside	111	47.2	55.3	Pavement	Post-Planning	2023/24	\$24,015	Yes
20883	8	Riverside	111	47.3	55.3	Mobility - ADA	Post-Planning	2021/22	\$16,248	

Note: This Ten-Year Project Book is subject to change.

SHOPP ID	District	County	Route	Begin Mile	End Mile	Activity	Planning or Post planning?	Advertised Year	Project Cost (\$K)	SB 1 Priority
19075	8	Riverside	215	25	R31.2	Pavement	Post-Planning	2023/24	\$46,643	Yes
19689	8	Riverside	215	40.5	42.797	Pavement	Post-Planning	2023/24	\$31,326	Yes
21621	8	Riverside	215	42.7	45.3	Pavement	Planning	2028/29		Yes
18968	8	Riverside	215	R13.5	R19.5	Pavement	Post-Planning	2022/23	\$34,799	Yes
21620	8	Riverside	215	R19.5	25	Pavement	Planning	2030/31		Yes
19392	8	Riverside	215	R31.2	40.5	Pavement	Post-Planning	2024/25	\$57,520	Yes
22285	8	Riverside	215	R8.43	R13.5	Pavement	Planning	2029/30		Yes
19729	8	Riverside	243	0	29.7	Pavement	Post-Planning	2023/24	\$24,161	Yes
23710	8	Riverside	371	67.05	67.25	Reactive Safety	Planning	2025/26		
23293	8	Riverside	371	67.3	68.2	Mobility - Operational Improvements	Planning	2030/31		
20176	8	San Bernardino	2	2	4	Mobility - TMS	Post-Planning	2022/23	\$20,018	Yes
21663	8	San Bernardino	2	6.2	6.2	Mobility - TMS	Post-Planning	2025/26	\$6,280	Yes
23161	8	San Bernardino	10	0	7.158	Mobility - ADA	Planning	2028/29		
20184	8	San Bernardino	10	2.7	32.7	Mobility - TMS	Post-Planning	2022/23	\$21,883	Yes
23162	8	San Bernardino	10	7.158	R39.16	Mobility - ADA	Planning	2030/31		
23593	8	San Bernardino	10	9.17	9.17	Bridge	Planning	2028/29		Yes
18015	8	San Bernardino	10	9.9	30.9	Pavement	Planning	2029/30		Yes
21905	8	San Bernardino	10	16	20.1	Reactive Safety	Post-Planning	2021/22	\$3,371	
23591	8	San Bernardino	10	21	R39.16	Proactive Safety	Post-Planning	2022/23	\$4,814	
16652	8	San Bernardino	10	R22.4	R22.4	Bridge	Post-Planning	2021/22	\$3,589	Yes
17775	8	San Bernardino	10	R24.3	24.8	Bridge	Planning	2028/29		Yes
22132	8	San Bernardino	15	0	37.37	Proactive Safety	Post-Planning	2024/25	\$9,457	
19738	8	San Bernardino	15	0	186.238	Proactive Safety	Post-Planning	2022/23	\$3,304	
19683	8	San Bernardino	15	2.4	2.4	Proactive Safety	Post-Planning	2023/24	\$16,867	
23761	8	San Bernardino	15	2.9	2.9	Major Damage - Emergency Opening	Post-Planning	2022/23	\$1,960	
16102	8	San Bernardino	15	6.7	R22.3	Proactive Safety	Post-Planning	2022/23	\$15,707	
21926	8	San Bernardino	15	15.9	16.07	Bridge	Post-Planning	2024/25	\$6,647	Yes
23140	8	San Bernardino	15	32.2	32.2	Bridge	Post-Planning	2022/23	\$6,598	Yes
21667	8	San Bernardino	15	37.5	46	Pavement	Planning	2029/30		Yes
20094	8	San Bernardino	15	39.85	39.85	Facilities	Planning	2026/27		
20089	8	San Bernardino	15	81.3	R81.5	Mobility - WIM Scales & CVEFs	Planning	2029/30		
19175	8	San Bernardino	15	160.9	161.5	Roadside	Post-Planning	2023/24	\$18,275	
21810	8	San Bernardino	15	177	186.23	Pavement	Planning	2030/31		Yes
21665	8	San Bernardino	15	167.9R	167.9R	Facilities	Planning	2028/29		
20072	8	San Bernardino	15	170.0R	177	Pavement	Planning	2029/30		Yes
23693	8	San Bernardino	15	173.7R	173.7R	Major Damage - Emergency Opening	Post-Planning	2022/23	\$5,550	
23692	8	San Bernardino	15	173.8L	173.8L	Major Damage - Emergency Opening	Post-Planning	2022/23	\$8,120	
21939	8	San Bernardino	15	R110.4	179.4	Bridge	Post-Planning	2025/26	\$15,596	Yes
23799	8	San Bernardino	15	R114.0	171.5	Sustainability	Post-Planning	2023/24	\$99,445	
20071	8	San Bernardino	15	R120.0	144	Pavement	Post-Planning	2025/26	\$45,566	Yes
17498	8	San Bernardino	15	R137.6	156	Pavement	Planning	2028/29		Yes
23695	8	San Bernardino	15	R21.5	R21.5	Major Damage - Emergency Opening	Planning	2022/23		
18004	8	San Bernardino	15	R25.5R	30.7	Mobility - WIM Scales & CVEFs	Post-Planning	2021/22	\$21,415	
23590	8	San Bernardino	15	R86.05	R86.05	Bridge	Planning	2028/29		Yes
13795	8	San Bernardino	15	R96.1	R124.3	Proactive Safety	Post-Planning	2021/22	\$20,088	
23581	8	San Bernardino	18	9	45	Major Damage - Emergency Opening	Post-Planning	2021/22	\$5,460	
23616	8	San Bernardino	18	20.6	23.4	Major Damage - Emergency Opening	Post-Planning	2021/22	\$9,125	
19179	8	San Bernardino	18	20.61	20.92	Major Damage - Permanent Restoration	Post-Planning	2021/22	\$11,762	
20077	8	San Bernardino	18	31.65	49.3	Pavement	Planning	2026/27		Yes
19097	8	San Bernardino	18	34	44.3	Drainage	Post-Planning	2023/24	\$9,692	Yes
13833	8	San Bernardino	18	44.3	68.5	Drainage	Post-Planning	2021/22	\$10,609	Yes

Note: This Ten-Year Project Book is subject to change.

SHOPP ID	District	County	Route	Begin Mile	End Mile	Activity	Planning or Post planning?	Advertised Year	Project Cost (\$K)	SB 1 Priority
22286	8	San Bernardino	18	49.3	57	Pavement	Planning	2030/31		Yes
21802	8	San Bernardino	18	57	66.9	Pavement	Post-Planning	2025/26	\$23,605	Yes
21619	8	San Bernardino	18	66.9	75.6	Pavement	Post-Planning	2025/26	\$40,712	Yes
22845	8	San Bernardino	18	83.3	90.9	Pavement	Planning	2027/28		Yes
24316	8	San Bernardino	18	88.6	88.6	Reactive Safety	Planning	2026/27		
19081	8	San Bernardino	18	90.9	R96.6	Pavement	Post-Planning	2023/24	\$26,174	Yes
22291	8	San Bernardino	18	95.35	95.35	Bridge	Post-Planning	2027/28	\$12,469	Yes
23885	8	San Bernardino	18	R11.3	19.1	Major Damage - Emergency Opening	Post-Planning	2022/23	\$4,210	
23937	8	San Bernardino	18	R13.7	25	Major Damage - Emergency Opening	Post-Planning	2022/23	\$9,000	
20076	8	San Bernardino	18	R17.8	31.7	Pavement	Planning	2027/28		Yes
21670	8	San Bernardino	18	S6.024	R17.8	Signs and Lighting	Planning	2028/29		
16014	8	San Bernardino	18	T8.0	R17.8	Drainage	Post-Planning	2021/22	\$8,612	Yes
21635	8	San Bernardino	38	0	1.3	Pavement	Post-Planning	2024/25	\$15,942	Yes
21636	8	San Bernardino	38	1.3	4.1	Pavement	Post-Planning	2025/26	\$22,217	Yes
24304	8	San Bernardino	38	7	46.6	Drainage	Planning	2027/28		Yes
23696	8	San Bernardino	38	R11.3	26.8	Major Damage - Emergency Opening	Post-Planning	2022/23	\$5,405	
19693	8	San Bernardino	40	0	R15.0	Pavement	Post-Planning	2023/24	\$48,171	Yes
17772	8	San Bernardino	40	R100.45	R100.45	Bridge	Planning	2030/31		Yes
17458	8	San Bernardino	40	R100.8	R101.8	Bridge	Post-Planning	2021/22	\$24,037	Yes
23091	8	San Bernardino	40	R103.39	R103.39	Bridge	Planning	2028/29		Yes
21940	8	San Bernardino	40	R104.89	R120.5	Bridge	Post-Planning	2025/26	\$13,148	Yes
21456	8	San Bernardino	40	R105.1	R105.9	Roadside	Post-Planning	2022/23	\$41,696	
22844	8	San Bernardino	40	R139.0	R152.2	Bridge	Planning	2027/28		Yes
22840	8	San Bernardino	40	R140.0	R141.6	Reactive Safety	Post-Planning	2024/25	\$3,535	
22643	8	San Bernardino	40	R15.0	R28.8	Pavement	Planning	2027/28		Yes
11280	8	San Bernardino	40	R153.9	R154.643	Bridge	Post-Planning	2025/26	\$44,141	Yes
13796	8	San Bernardino	40	R25.0	R50.0	Proactive Safety	Post-Planning	2021/22	\$39,263	
19176	8	San Bernardino	40	R27.9	R28.8	Roadside	Planning	2027/28		
22644	8	San Bernardino	40	R73.0	R89.0	Pavement	Planning	2029/30		Yes
17770	8	San Bernardino	40	R77.39	R153.32	Bridge	Planning	2029/30		Yes
20098	8	San Bernardino	60	R0.0	R1.6	Sustainability	Planning	2026/27		
19809	8	San Bernardino	60	R1.37	R1.37	Bridge	Post-Planning	2021/22	\$18,762	Yes
23291	8	San Bernardino	60	R2.45	R2.61	Mobility - Operational Improvements	Planning	2030/31		
20175	8	San Bernardino	62	8.3	142.718	Mobility - TMS	Post-Planning	2022/23	\$17,743	Yes
23283	8	San Bernardino	62	9.289	12.956	Complete Streets	Planning	2030/31		
21956	8	San Bernardino	62	33.55	70.5	Pavement	Planning	2028/29		Yes
22645	8	San Bernardino	62	70	79.476	Pavement	Planning	2026/27		Yes
21511	8	San Bernardino	62	94	106	Pavement	Planning	2026/27		Yes
16693	8	San Bernardino	66	20.14	23.156	Pavement	Post-Planning	2023/24	\$25,399	Yes
14065	8	San Bernardino	66	21.3	21.3	Proactive Safety	Post-Planning	2023/24	\$16,623	
21642	8	San Bernardino	83	5.9	11.1	Reactive Safety	Post-Planning	2021/22	\$5,575	
21458	8	San Bernardino	83	6	7.6	Pavement	Planning	2028/29		Yes
19074	8	San Bernardino	83	7.2	11.1	Relinquishment	Post-Planning	2023/24	\$34,116	
23643	8	San Bernardino	83	8.559	8.559	Reactive Safety	Planning	2025/26		
19904	8	San Bernardino	83	R0.0	6	Pavement	Post-Planning	2025/26	\$22,659	Yes
22646	8	San Bernardino	95	33.6	57.275	Pavement	Planning	2029/30		Yes
24113	8	San Bernardino	95	48.1	57.9	Major Damage - Emergency Opening	Planning	2022/23		
21666	8	San Bernardino	95	R57.207	64.5	Pavement	Post-Planning	2024/25	\$11,708	Yes
16963	8	San Bernardino	127	10.5	37.7	Pavement	Post-Planning	2025/26	\$44,942	Yes
18662	8	San Bernardino	138	0	2.3	Reactive Safety	Post-Planning	2021/22	\$10,361	
22155	8	San Bernardino	138	19.82	36.57	Drainage	Planning	2027/28		Yes

Note: This Ten-Year Project Book is subject to change.

SHOPP ID	District	County	Route	Begin Mile	End Mile	Activity	Planning or Post planning?	Advertised Year	Project Cost (\$K)	SB 1 Priority
18663	8	San Bernardino	138	R15.0	R15.1	Reactive Safety	Post-Planning	2021/22	\$6,208	
22815	8	San Bernardino	138	T16.25	R17.3	Reactive Safety	Post-Planning	2025/26	\$16,179	
23287	8	San Bernardino	142	2.152	2.494	Mobility - Operational Improvements	Planning	2027/28		
23296	8	San Bernardino	173	8.45	8.45	Bridge	Planning	2028/29		Yes
23586	8	San Bernardino	189	0	0.4	Major Damage - Emergency Opening	Post-Planning	2021/22	\$2,850	
24114	8	San Bernardino	189	0	5.565	Major Damage - Emergency Opening	Planning	2022/23		
23281	8	San Bernardino	210	1.2	1.6	Reactive Safety	Post-Planning	2024/25	\$5,888	
23410	8	San Bernardino	210	1.4	17.6	Roadside	Planning	2028/29		
21927	8	San Bernardino	210	20.82	20.82	Bridge	Post-Planning	2025/26	\$13,979	Yes
22886	8	San Bernardino	210	R24.0	R24.0	Reactive Safety	Post-Planning	2024/25	\$13,075	
19686	8	San Bernardino	215	3.6	6	Pavement	Post-Planning	2022/23	\$19,749	Yes
20097	8	San Bernardino	215	9.9	12	Roadside	Planning	2026/27		
19062	8	San Bernardino	247	0	23	Pavement	Post-Planning	2023/24	\$39,683	Yes
19908	8	San Bernardino	247	73.2	78.096	Pavement	Post-Planning	2025/26	\$15,887	Yes
23886	8	San Bernardino	330	39.25	39.25	Major Damage - Emergency Opening	Post-Planning	2022/23	\$3,260	
22541	8	San Bernardino	395	4.8	7.6	Reactive Safety	Post-Planning	2024/25	\$14,941	
15939	8	San Bernardino	395	R3.981	49	Pavement	Post-Planning	2022/23	\$38,634	Yes
24122	9	Inyo	6	0	0	Major Damage - Emergency Opening	Post-Planning	2022/23	\$880	
21125	9	Inyo	127	21	34.5	Pavement	Post-Planning	2022/23	\$20,529	Yes
22817	9	Inyo	168	16	16.8	Complete Streets	Planning	2027/28		
23734	9	Inyo	190	18	41	Major Damage - Emergency Opening	Post-Planning	2022/23	\$7,840	
20354	9	Inyo	190	96.8	111.6	Pavement	Planning	2029/30		Yes
19023	9	Inyo	395	56.81	R58.299	Mobility - ADA	Post-Planning	2023/24	\$6,555	
21136	9	Inyo	395	57.9	R59.03	Pavement	Post-Planning	2025/26	\$12,421	Yes
21143	9	Inyo	395	73.9	73.9	Facilities	Post-Planning	2023/24	\$7,126	
23107	9	Inyo	395	73.9	76.2	Complete Streets	Planning	2030/31		
22805	9	Inyo	395	76	91	Pavement	Planning	2030/31		Yes
18995	9	Inyo	395	91.6	100.8	Pavement	Post-Planning	2023/24	\$41,873	Yes
23075	9	Inyo	395	99.2	100.8	Complete Streets	Planning	2029/30		
22802	9	Inyo	395	100.8	113	Pavement	Planning	2026/27		Yes
18994	9	Inyo	395	114.9	117.8	Pavement	Post-Planning	2022/23	\$25,209	Yes
19022	9	Inyo	395	115.02	115.03	Facilities	Post-Planning	2024/25	\$12,936	
16268	9	Inyo	395	117.3	117.8	Mobility - ADA	Post-Planning	2023/24	\$25,009	
22796	9	Inyo	395	R11.8	R16.0	Pavement	Planning	2029/30		Yes
18991	9	Inyo	395	R65.0R	76	Pavement	Post-Planning	2023/24	\$54,588	Yes
19012	9	Kern	14	46.2	53	Pavement	Post-Planning	2022/23	\$8,707	Yes
22927	9	Kern	14	46.2	58.6	Proactive Safety	Planning	2028/29		
21677	9	Kern	14	R0	R4.7	Pavement	Planning	2027/28		Yes
19004	9	Kern	14	R12.6	16.7	Pavement	Post-Planning	2026/27	\$47,558	Yes
20339	9	Kern	58	77.252	R88.6	Pavement	Post-Planning	2024/25	\$165,515	Yes
24119	9	Kern	58	82.15	R92.57	Major Damage - Emergency Opening	Planning	2022/23		
22794	9	Kern	58	R107.7	R118.0	Pavement	Planning	2030/31		Yes
22803	9	Kern	58	R129.0	R136.0	Pavement	Planning	2030/31		Yes
23425	9	Kern	58	R90.302	R90.302	Mobility - TMS	Planning	2030/31		Yes
19001	9	Kern	58	R90.5	R100.0	Pavement	Planning	2028/29		Yes
21138	9	Kern	58	R99.4	R107.7	Pavement	Planning	2027/28		Yes
20351	9	Kern	178	88.6	92	Pavement	Post-Planning	2026/27	\$29,737	Yes
23933	9	Kern	178	92	R93.4	Pavement	Post-Planning	2029/30	\$55,000	Yes
23098	9	Kern	178	92.29	102.586	Mobility - TMS	Planning	2030/31		Yes
20430	9	Kern	202	R1.476	12.093	Pavement	Planning	2029/30		Yes
17528	9	Kern	202	R1.476	R1.476	Facilities	Post-Planning	2021/22	\$16,783	

Note: This Ten-Year Project Book is subject to change.

SHOPP ID	District	County	Route	Begin Mile	End Mile	Activity	Planning or Post planning?	Advertised Year	Project Cost (\$K)	SB 1 Priority
17663	9	Kern	202	R4.7	R5.1	Proactive Safety	Post-Planning	2021/22	\$5,044	
20347	9	Mono	6	R16.9	26.5	Pavement	Planning	2027/28		Yes
23106	9	Mono	158	6.9	7.1	Complete Streets	Planning	2030/31		
23104	9	Mono	182	0	0.8	Complete Streets	Planning	2028/29		
20357	9	Mono	203	L0.0	R8.671	Pavement	Planning	2028/29		Yes
23089	9	Mono	395	36.1	40.1	Pavement	Planning	2030/31		Yes
24123	9	Mono	395	36.4	40.1	Major Damage - Emergency Opening	Planning	2022/23		
18987	9	Mono	395	50.6	53.1	Mobility - ADA	Post-Planning	2023/24	\$27,848	
23103	9	Mono	395	51.6	52	Complete Streets	Planning	2029/30		
24178	9	Mono	395	52	R54.0	Major Damage - Emergency Opening	Post-Planning	2022/23	\$1,101	
19018	9	Mono	395	55.5	58.2	Pavement	Post-Planning	2022/23	\$10,195	Yes
16629	9	Mono	395	58.2	60.2	Proactive Safety	Post-Planning	2021/22	\$9,376	
18974	9	Mono	395	76	80.6	Pavement	Post-Planning	2025/26	\$15,588	Yes
21131	9	Mono	395	84.1	93.4	Pavement	Planning	2029/30		Yes
16630	9	Mono	395	91.6	93.4	Proactive Safety	Post-Planning	2022/23	\$23,858	
24175	9	Mono	395	93.8	93.8	Facilities	Planning	2029/30		
23105	9	Mono	395	106.3	108	Complete Streets	Planning	2030/31		
24121	9	Mono	395	118.4	118.8	Major Damage - Emergency Opening	Post-Planning	2022/23	\$8,450	
23099	9	Mono	395	R13.38	120.074	Mobility - TMS	Planning	2030/31		Yes
19005	9	Mono	395	R9.8	R12.6	Pavement	Post-Planning	2023/24	\$18,612	Yes
22629	10	Alpine	4	4.96	4.961	Drainage	Post-Planning	2022/23	\$510	Yes
22627	10	Alpine	4	19.48	31.11	Drainage	Post-Planning	2022/23	\$829	Yes
17357	10	Alpine	4	26.77	31.24	Drainage	Post-Planning	2024/25	\$7,751	Yes
18344	10	Alpine	4	R0.0	31.677	Pavement	Post-Planning	2023/24	\$47,947	Yes
21933	10	Alpine	4	R2.12	30.37	Drainage	Post-Planning	2025/26	\$16,802	Yes
22989	10	Alpine	88	0	8	Pavement	Planning	2029/30		Yes
17279	10	Alpine	88	1.9	1.9	Facilities	Post-Planning	2023/24	\$32,551	
18755	10	Alpine	88	2	25	Mobility - TMS	Post-Planning	2024/25	\$20,405	Yes
23157	10	Alpine	88	19	19	Facilities	Planning	2030/31		
23344	10	Alpine	89	10.31	R19.4	Major Damage - Emergency Opening	Post-Planning	2021/22	\$8,066	
22738	10	Alpine	89	14.69	14.7	Proactive Safety	Post-Planning	2022/23	\$4,225	
23729	10	Alpine	89	14.9	R17.3	Major Damage - Emergency Opening	Post-Planning	2022/23	\$4,700	
23652	10	Alpine	89	15.21	R16.87	Major Damage - Emergency Opening	Post-Planning	2021/22	\$5,507	
16946	10	Amador	49	0	0.01	Proactive Safety	Post-Planning	2021/22	\$10,102	
19026	10	Amador	49	0	R7.000	Pavement	Planning	2028/29		Yes
11366	10	Amador	88	5.5	14.3	Pavement	Post-Planning	2023/24	\$16,108	Yes
22988	10	Amador	88	14.3	32.3	Pavement	Planning	2029/30		Yes
23556	10	Amador	88	15	R38.5	Major Damage - Emergency Opening	Post-Planning	2021/22	\$3,156	
23915	10	Amador	88	18.9	18.9	Major Damage - Emergency Opening	Post-Planning	2022/23	\$1,800	
23520	10	Amador	88	54	54	Facilities	Planning	2028/29		
19003	10	Amador	88	R54.7	R60.8	Drainage	Post-Planning	2023/24	\$9,839	Yes
23342	10	Amador	88	R62.0	71	Major Damage - Emergency Opening	Post-Planning	2021/22	\$5,690	
23343	10	Amador	88	R69.0	70	Major Damage - Emergency Opening	Post-Planning	2021/22	\$955	
24071	10	Calaveras	4	13.75	15.63	Reactive Safety	Planning	2024/25		
22353	10	Calaveras	4	15.8	R65.865	Pavement	Planning	2030/31		Yes
18762	10	Calaveras	4	15.9	16.3	Bridge	Post-Planning	2021/22	\$9,664	Yes
13804	10	Calaveras	4	17.1	17.6	Bridge	Post-Planning	2023/24	\$23,074	Yes
23405	10	Calaveras	4	36	50	Major Damage - Emergency Opening	Post-Planning	2021/22	\$1,920	
21913	10	Calaveras	4	R0.0	R10.3	Pavement	Post-Planning	2025/26	\$17,788	Yes
21402	10	Calaveras	12	10.1	10.3	Reactive Safety	Post-Planning	2023/24	\$9,525	
22990	10	Calaveras	12	13.87	18.2	Pavement	Planning	2029/30		Yes

Note: This Ten-Year Project Book is subject to change.

SHOPP ID	District	County	Route	Begin Mile	End Mile	Activity	Planning or Post planning?	Advertised Year	Project Cost (\$K)	SB 1 Priority
23911	10	Calaveras	26	4.9	9.6	Major Damage - Emergency Opening	Post-Planning	2022/23	\$590	
21691	10	Calaveras	26	18.1	18.1	Reactive Safety	Post-Planning	2023/24	\$18,952	
13450	10	Calaveras	26	21.8	30.3	Major Damage - Permanent Restoration	Post-Planning	2023/24	\$15,581	
16769	10	Calaveras	26	30	38.31	Proactive Safety	Post-Planning	2021/22	\$10,103	
18104	10	Calaveras	49	5.78	17.17	Drainage	Post-Planning	2023/24	\$8,127	Yes
19821	10	Calaveras	49	7.4	9.5	Mobility - ADA	Post-Planning	2023/24	\$12,291	
18336	10	Calaveras	49	8.5	9.1	Mobility - Operational Improvements	Post-Planning	2025/26	\$19,485	
18752	10	Calaveras	49	18.7	20.2	Mobility - ADA	Post-Planning	2023/24	\$17,365	
22992	10	Calaveras	49	R0.0	30.865	Pavement	Planning	2029/30		Yes
22112	10	Mariposa	49	16.7	16.7	Mobility - TMS	Post-Planning	2024/25	\$4,226	Yes
22991	10	Mariposa	49	27	48.835	Pavement	Planning	2027/28		Yes
24220	10	Mariposa	49	32.6	32.6	Major Damage - Emergency Opening	Post-Planning	2022/23	\$1,780	
15687	10	Mariposa	140	12	22.1	Pavement	Post-Planning	2021/22	\$21,906	Yes
13681	10	Mariposa	140	25.3	51.8	Pavement	Post-Planning	2021/22	\$29,087	Yes
23910	10	Mariposa	140	35	35	Major Damage - Emergency Opening	Post-Planning	2022/23	\$830	
14092	10	Mariposa	140	37	43.3	Bridge	Post-Planning	2025/26	\$41,060	Yes
23972	10	Mariposa	140	42	42.7	Major Damage - Permanent Restoration	Planning	2023/24		
19002	10	Merced	5	0	32.477	Pavement	Planning	2027/28		Yes
23031	10	Merced	5	19.4	21.38	Bridge	Post-Planning	2021/22	\$2,567	Yes
24218	10	Merced	5	22.6	32.477	Major Damage - Emergency Opening	Post-Planning	2022/23	\$7,997	
18751	10	Merced	33	R0.6	1.5	Mobility - ADA	Post-Planning	2022/23	\$9,738	
23259	10	Merced	33	R15.14	17.39	Complete Streets	Planning	2030/31		
21562	10	Merced	59	13.6	13.6	Reactive Safety	Post-Planning	2023/24	\$10,140	
18780	10	Merced	59	14.1	14.763	Pavement	Post-Planning	2025/26	\$20,048	Yes
19038	10	Merced	59	R0.0	12.1	Pavement	Post-Planning	2023/24	\$27,554	Yes
21959	10	Merced	99	0.4	R12.7	Reactive Safety	Post-Planning	2022/23	\$17,607	
23553	10	Merced	99	16.37	16.43	Major Damage - Emergency Opening	Post-Planning	2021/22	\$5,342	
21646	10	Merced	99	19.5	20.7	Pavement	Post-Planning	2021/22	\$3,719	Yes
23058	10	Merced	99	21.61	23.47	Bridge	Post-Planning	2022/23	\$4,531	Yes
13276	10	Merced	99	24.5	28.2	Proactive Safety	Post-Planning	2022/23	\$6,098	
19222	10	Merced	99	R0.6	R0.6	Mobility - WIM Scales & CVEFs	Post-Planning	2024/25	\$7,764	
23341	10	Merced	99	R1.2	R1.2	Major Damage - Emergency Opening	Post-Planning	2021/22	\$2,025	
21979	10	Merced	99	R10.6	28.581	Mobility - TMS	Planning	2027/28		Yes
13541	10	Merced	140	2.3	49	Proactive Safety	Post-Planning	2021/22	\$9,113	
18337	10	Merced	140	16	16.5	Mobility - Operational Improvements	Post-Planning	2024/25	\$13,901	
22376	10	Merced	140	43.7	43.7	Reactive Safety	Post-Planning	2023/24	\$11,760	
16612	10	Merced	152	11.3	11.3	Mobility - Operational Improvements	Post-Planning	2021/22	\$4,529	
23596	10	Merced	152	16.235	16.235	Reactive Safety	Planning	2027/28		
18330	10	Merced	152	18.5	23	Pavement	Post-Planning	2025/26	\$29,971	Yes
21524	10	Merced	152	23	R40.949	Pavement	Planning	2030/31		Yes
22913	10	Merced	152	R0.0	18.88	Pavement	Planning	2028/29		Yes
21958	10	Merced	152	R10.1	13.85	Reactive Safety	Post-Planning	2023/24	\$9,865	
13559	10	Merced	152	R39.2	R39.4	Bridge	Post-Planning	2022/23	\$22,582	Yes
22984	10	Merced	165	7	12.14	Pavement	Planning	2027/28		Yes
23776	10	Merced	165	9.632	9.632	Reactive Safety	Planning	2026/27		
18789	10	Merced	165	11.73	11.73	Mobility - Operational Improvements	Post-Planning	2023/24	\$8,783	
23260	10	Merced	165	32.87	34.44	Complete Streets	Planning	2027/28		
22193	10	Merced	165	32.9	32.9	Reactive Safety	Post-Planning	2023/24	\$9,916	
18749	10	San Joaquin	4	0.01	0.01	Bridge	Post-Planning	2023/24	\$13,688	Yes
17214	10	San Joaquin	4	0	8.9	Pavement	Post-Planning	2025/26	\$19,994	Yes
18779	10	San Joaquin	4	14.2	14.2	Bridge	Post-Planning	2025/26	\$12,901	Yes

Note: This Ten-Year Project Book is subject to change.

SHOPP ID	District	County	Route	Begin Mile	End Mile	Activity	Planning or Post planning?	Advertised Year	Project Cost (\$K)	SB 1 Priority
18329	10	San Joaquin	4	19.75	38.059	Pavement	Post-Planning	2023/24	\$48,084	Yes
22250	10	San Joaquin	4	20.5	20.9	Reactive Safety	Post-Planning	2023/24	\$6,093	
23895	10	San Joaquin	4	24.87	24.87	Reactive Safety	Planning	2026/27		
23909	10	San Joaquin	4	36.7	36.7	Major Damage - Emergency Opening	Post-Planning	2022/23	\$595	
23918	10	San Joaquin	4	R15.894	R16.435	Major Damage - Emergency Opening	Post-Planning	2022/23	\$995	
22107	10	San Joaquin	4	R15.9	R17.7	Mobility - TMS	Post-Planning	2025/26	\$14,324	Yes
17442	10	San Joaquin	4	R16.0	R19.4	Mobility - TMS	Post-Planning	2022/23	\$58,068	Yes
23056	10	San Joaquin	4	R16.2	R16.2	Bridge	Post-Planning	2022/23	\$2,421	Yes
23325	10	San Joaquin	4	R17.44	R18.65	Mobility - TMS	Planning	2030/31		Yes
23274	10	San Joaquin	4	T14.045	19.75	Mobility - TMS	Planning	2030/31		Yes
22982	10	San Joaquin	5	0	26	Pavement	Planning	2030/31		Yes
21903	10	San Joaquin	5	7.4	7.4	Mobility - WIM Scales & CVEFs	Post-Planning	2024/25	\$5,645	
22177	10	San Joaquin	5	26.1	26.5	Bridge	Post-Planning	2026/27	\$325,000	Yes
22176	10	San Joaquin	5	26.1	27.6	Bridge	Post-Planning	2024/25	\$250,000	Yes
21942	10	San Joaquin	5	26.2	29.4	Sustainability	Planning	2028/29		
23914	10	San Joaquin	5	26.5	26.9	Major Damage - Emergency Opening	Post-Planning	2022/23	\$4,070	
22510	10	San Joaquin	5	28.292	28.292	Bridge	Planning	2028/29		Yes
21937	10	San Joaquin	5	28.34	29.56	Roadside	Planning	2028/29		
16734	10	San Joaquin	5	32.5	49.8	Pavement	Post-Planning	2022/23	\$115,561	Yes
23728	10	San Joaquin	5	49	49.3	Major Damage - Emergency Opening	Post-Planning	2021/22	\$1,193	
23057	10	San Joaquin	5	0.63L	0.63L	Bridge	Post-Planning	2022/23	\$1,890	Yes
17307	10	San Joaquin	5	R12.1	33	Mobility - TMS	Post-Planning	2023/24	\$13,230	Yes
21978	10	San Joaquin	5	R12.361	29.56	Mobility - TMS	Planning	2027/28		Yes
23044	10	San Joaquin	5	R13.01	R13.01	Bridge	Post-Planning	2021/22	\$3,623	Yes
24219	10	San Joaquin	5	R19.4	39.9	Major Damage - Emergency Opening	Post-Planning	2022/23	\$2,997	
18073	10	San Joaquin	5	R21.4	27.9	Mobility - TMS	Post-Planning	2021/22	\$16,263	Yes
18408	10	San Joaquin	12	14.9	17.437	Mobility - ADA	Post-Planning	2025/26	\$16,139	
17950	10	San Joaquin	12	17.4	18.1	Mobility - ADA	Post-Planning	2021/22	\$5,880	
19027	10	San Joaquin	12	M5.0	27.642	Pavement	Planning	2029/30		Yes
22548	10	San Joaquin	88	5.1	16.4	Pavement	Post-Planning	2023/24	\$40,810	Yes
18914	10	San Joaquin	99	0	7	Proactive Safety	Post-Planning	2022/23	\$4,339	
17145	10	San Joaquin	99	1.5	29.5	Pavement	Planning	2029/30		Yes
20957	10	San Joaquin	99	4.6	5.3	Mobility - Operational Improvements	Post-Planning	2021/22	\$29,019	
19220	10	San Joaquin	99	9.5	15	Pavement	Planning	2028/29		Yes
18814	10	San Joaquin	99	14.9	14.9	Sustainability	Post-Planning	2022/23	\$3,144	
23551	10	San Joaquin	99	20.117	20.145	Major Damage - Emergency Opening	Post-Planning	2021/22	\$10,021	
16964	10	San Joaquin	99	21.65	33.6	Drainage	Post-Planning	2021/22	\$8,746	Yes
18807	10	San Joaquin	99	28.2	31.7	Proactive Safety	Post-Planning	2022/23	\$8,227	
18811	10	San Joaquin	99	28.7	31.7	Roadside	Post-Planning	2022/23	\$5,778	
23597	10	San Joaquin	120	10.82	10.82	Reactive Safety	Planning	2026/27		
21502	10	San Joaquin	120	11.6	11.6	Reactive Safety	Post-Planning	2023/24	\$14,067	
22985	10	San Joaquin	120	R0.493	11	Pavement	Planning	2030/31		Yes
21957	10	San Joaquin	120	R1.2	T6.6	Reactive Safety	Post-Planning	2023/24	\$6,945	
18410	10	San Joaquin	205	L0.0	R13.2	Proactive Safety	Post-Planning	2022/23	\$8,082	
21690	10	San Joaquin	205	R12.65	R12.95	Reactive Safety	Post-Planning	2021/22	\$4,060	
14039	10	San Joaquin	205	R4.5	R9.0	Mobility - TMS	Post-Planning	2021/22	\$33,159	Yes
23916	10	San Joaquin	580	11.5	11.5	Major Damage - Emergency Opening	Post-Planning	2022/23	\$615	
21300	10	Stanislaus	4	7.28	7.28	Bridge	Post-Planning	2025/26	\$19,369	Yes
24223	10	Stanislaus	5	0	27	Major Damage - Emergency Opening	Post-Planning	2022/23	\$3,593	
21912	10	Stanislaus	5	0	28.055	Pavement	Planning	2028/29		Yes
23913	10	Stanislaus	5	10	11.5	Major Damage - Emergency Opening	Post-Planning	2022/23	\$1,765	

SHOPP ID	District	County	Route	Begin Mile	End Mile	Activity	Planning or Post planning?	Advertised Year	Project Cost (\$K)	SB 1 Priority
18750	10	Stanislaus	5	10.7	25.5	Bridge	Post-Planning	2022/23	\$14,611	Yes
18797	10	Stanislaus	5	16.03	16.03	Mobility - TMS	Post-Planning	2023/24	\$14,312	Yes
14034	10	Stanislaus	5	27	27.4	Roadside	Post-Planning	2022/23	\$21,477	
23712	10	Stanislaus	33	12.571	12.571	Reactive Safety	Planning	2025/26		
22888	10	Stanislaus	33	18.6	19.2	Reactive Safety	Post-Planning	2025/26	\$12,852	
18744	10	Stanislaus	99	M18.5	R20.4	Proactive Safety	Post-Planning	2025/26	\$30,997	
24222	10	Stanislaus	99	R1.5	R16.0	Major Damage - Emergency Opening	Post-Planning	2022/23	\$480	
22109	10	Stanislaus	99	R15.67	R20.24	Mobility - TMS	Planning	2029/30		Yes
17280	10	Stanislaus	99	R16.81	R16.81	Facilities	Post-Planning	2025/26	\$36,212	
23554	10	Stanislaus	99	R17.9	M18.7	Major Damage - Emergency Opening	Post-Planning	2021/22	\$8,088	
23310	10	Stanislaus	108	23.08	25.39	Mobility - TMS	Planning	2030/31		Yes
22110	10	Stanislaus	108	23.08	27.08	Mobility - TMS	Planning	2030/31		Yes
23637	10	Stanislaus	108	26.51	26.51	Reactive Safety	Planning	2026/27		
22987	10	Stanislaus	108	30	36.8	Pavement	Planning	2029/30		Yes
21692	10	Stanislaus	108	33.38	33.38	Reactive Safety	Post-Planning	2023/24	\$8,599	
13765	10	Stanislaus	108	36.8	38.2	Mobility - ADA	Planning	2027/28		
22887	10	Stanislaus	120	8.94	9.54	Reactive Safety	Post-Planning	2025/26	\$10,675	
22816	10	Stanislaus	120	R15.04	R15.04	Bridge	Planning	2027/28		Yes
22986	10	Stanislaus	132	14.8	23.23	Pavement	Planning	2029/30		Yes
17948	10	Stanislaus	132	27.1	28.1	Mobility - ADA	Post-Planning	2021/22	\$7,009	
22981	10	Tuolumne	49	12.8	18.8	Pavement	Planning	2028/29		Yes
21909	10	Tuolumne	108	L0.9	L0.9	Mobility - TMS	Planning	2027/28		Yes
11347	10	Tuolumne	108	L1.28	53.03	Proactive Safety	Post-Planning	2021/22	\$7,613	
23555	10	Tuolumne	108	R2.0	R2.05	Major Damage - Emergency Opening	Post-Planning	2021/22	\$4,735	
22370	10	Tuolumne	108	R4.2	13.4	Pavement	Planning	2027/28		Yes
23912	10	Tuolumne	120	7.25	7.25	Major Damage - Emergency Opening	Post-Planning	2022/23	\$710	
23611	10	Tuolumne	120	14.73	14.73	Bridge	Planning	2029/30		Yes
24221	10	Tuolumne	120	29	R54.0	Major Damage - Emergency Opening	Post-Planning	2022/23	\$1,170	
23905	10	Tuolumne	120	48.7	49.5	Major Damage - Emergency Opening	Post-Planning	2022/23	\$700	
23906	10	Tuolumne	120	R0.96R	R0.96R	Major Damage - Emergency Opening	Post-Planning	2022/23	\$1,170	
17507	10	Tuolumne	120	R3.4R	R39.8	Drainage	Post-Planning	2023/24	\$7,441	Yes
23745	11	Imperial	7	0.243	0.243	Major Damage - Emergency Opening	Post-Planning	2022/23	\$2,400	
23747	11	Imperial	8	R0.0R	R10.0	Major Damage - Emergency Opening	Post-Planning	2022/23	\$2,400	
23246	11	Imperial	8	R0.0R	R10.0	Pavement	Planning	2029/30		Yes
23237	11	Imperial	8	R10.0	R28.0	Pavement	Planning	2028/29		Yes
23452	11	Imperial	8	R3.35R	R54.35	Drainage	Planning	2030/31		Yes
13842	11	Imperial	8	R32.4	R46.1	Proactive Safety	Post-Planning	2021/22	\$5,740	
19308	11	Imperial	8	R68.8	R96.55	Bridge	Post-Planning	2021/22	\$12,889	Yes
23224	11	Imperial	78	34	41.1	Pavement	Planning	2026/27		Yes
23245	11	Imperial	78	41	80.73	Pavement	Planning	2029/30		Yes
23402	11	Imperial	78	70	76	Major Damage - Emergency Opening	Post-Planning	2021/22	\$3,600	
23238	11	Imperial	78	R15.49	34	Pavement	Planning	2028/29		Yes
21789	11	Imperial	86	5.1	8.79	Relinquishment	Planning	2026/27		
23267	11	Imperial	86	5.25	12.98	Complete Streets	Planning	2029/30		
23250	11	Imperial	86	19.2	28	Mobility - ADA	Planning	2030/31		
20220	11	Imperial	86	R0.0	5.1	Relinquishment	Planning	2026/27		
23235	11	Imperial	98	22	22	Bridge	Planning	2029/30		Yes
20295	11	Imperial	98	30.8	39.7	Pavement	Planning	2026/27		Yes
22314	11	Imperial	111	R0.1	R1.2	Relinquishment	Planning	2026/27		
19299	11	Imperial	111	R3.2	45.4	Proactive Safety	Post-Planning	2022/23	\$15,676	
23214	11	Imperial	115	R9.0	35.227	Complete Streets	Planning	2026/27		

Note: This Ten-Year Project Book is subject to change.

SHOPP ID	District	County	Route	Begin Mile	End Mile	Activity	Planning or Post planning?	Advertised Year	Project Cost (\$K)	SB 1 Priority
23152	11	San Diego	5	6.1	R22.9	Bridge	Post-Planning	2022/23	\$5,803	Yes
23241	11	San Diego	5	6.797	7.311	Complete Streets	Planning	2029/30		
23220	11	San Diego	5	R0.305	R19.3	Mobility - TMS	Planning	2027/28		Yes
23751	11	San Diego	5	R0.305	R20.056	Sustainability	Post-Planning	2025/26	\$16,442	
22939	11	San Diego	5	R0.305	R36.0	Pavement	Post-Planning	2022/23	\$100,228	Yes
23608	11	San Diego	5	R14.1	R18.3	Major Damage - Emergency Opening	Post-Planning	2021/22	\$10,000	
23434	11	San Diego	5	R16.0	R16.6	Major Damage - Emergency Opening	Post-Planning	2021/22	\$4,900	
23227	11	San Diego	5	R20.56	R54.54	Bridge	Planning	2027/28		Yes
21779	11	San Diego	5	R22.26	R22.26	Bridge	Post-Planning	2025/26	\$8,490	Yes
23749	11	San Diego	5	R30.0	R34.3	Proactive Safety	Post-Planning	2025/26	\$340	
23268	11	San Diego	5	R30.43R	R30.43R	Bridge	Planning	2029/30		Yes
21329	11	San Diego	5	R30.4R	R32.7	Sustainability	Post-Planning	2024/25	\$2,024	
22941	11	San Diego	5	R37.4	R52.6	Mobility - Operational Improvements	Post-Planning	2021/22	\$8,026	
19301	11	San Diego	5	R42.2	R47.1	Mobility - Operational Improvements	Post-Planning	2022/23	\$23,258	
21783	11	San Diego	5	R49.28	R53.21	Mobility - ADA	Post-Planning	2024/25	\$6,500	
23249	11	San Diego	5	R53.7	R60.1	Roadside	Planning	2030/31		
23215	11	San Diego	5	R54.3	R72.3	Complete Streets	Planning	2030/31		
23282	11	San Diego	5	R57.0R	R60.0	Pavement	Planning	2030/31		Yes
20228	11	San Diego	5	R67.2	R67.2	Mobility - WIM Scales & CVEFs	Post-Planning	2024/25	\$8,028	
23852	11	San Diego	5	R68.8	R70.6	Major Damage - Permanent Restoration	Post-Planning	2022/23	\$3,750	
13767	11	San Diego	8	3	8.3	Mobility - ADA	Post-Planning	2021/22	\$5,420	
21059	11	San Diego	8	12.9	14.9	Bridge	Post-Planning	2021/22	\$26,788	Yes
22120	11	San Diego	8	R21.5	R34.3	Pavement	Planning	2026/27		Yes
23406	11	San Diego	8	R23.0	R61.3R	Drainage	Post-Planning	2024/25	\$300	Yes
17021	11	San Diego	8	R31.8	R41.7	Pavement	Post-Planning	2021/22	\$48,353	Yes
23239	11	San Diego	8	R38.0L	R38.0L	Facilities	Planning	2029/30		
23226	11	San Diego	8	R43.8	R50.1R	Pavement	Planning	2027/28		Yes
20241	11	San Diego	8	R67.58	R67.58	Facilities	Post-Planning	2025/26	\$16,957	
20297	11	San Diego	8	T0.407	R21.9	Mobility - TMS	Planning	2026/27		Yes
18973	11	San Diego	15	0.405	R10.600	Drainage	Post-Planning	2022/23	\$34,456	Yes
23269	11	San Diego	15	0.45	2.3	Sustainability	Planning	2030/31		
21784	11	San Diego	15	M18.18	M23.69	Mobility - ADA	Post-Planning	2025/26	\$6,364	
23263	11	San Diego	15	M18.25	R32.92	Mobility - TMS	Planning	2029/30		Yes
23228	11	San Diego	15	M26.9	R52.1	Pavement	Planning	2027/28		Yes
20305	11	San Diego	15	M5.6	M24.4	Mobility - ADA	Planning	2026/27		
23264	11	San Diego	15	R0.0R	M18.157	Complete Streets	Planning	2030/31		
23271	11	San Diego	15	R31.32	R31.32	Bridge	Planning	2030/31		Yes
23903	11	San Diego	15	R49.9	R50.5	Reactive Safety	Planning	2025/26		
19302	11	San Diego	52	5.1	9	Pavement	Post-Planning	2021/22	\$58,970	Yes
23248	11	San Diego	52	5.3	6.4	Pavement	Planning	2030/31		Yes
24205	11	San Diego	52	8.3	8.3	Major Damage - Emergency Opening	Post-Planning	2022/23	\$2,300	
16889	11	San Diego	54	0.0R	6.353	Pavement	Post-Planning	2021/22	\$23,921	Yes
23337	11	San Diego	54	0.39R	1.81	Bridge	Planning	2028/29		Yes
20924	11	San Diego	54	T10.993	T14.212	Relinquishment	Planning	2026/27		
23222	11	San Diego	54	T11.0	T14.2	Pavement	Planning	2030/31		Yes
20292	11	San Diego	56	0	2.9	Pavement	Post-Planning	2025/26	\$23,289	Yes
14077	11	San Diego	56	0.3	9.7	Proactive Safety	Post-Planning	2021/22	\$4,390	
22106	11	San Diego	56	6.8	9.2	Mobility - Operational Improvements	Planning	2028/29		
19306	11	San Diego	67	R4.1	15.9	Drainage	Post-Planning	2023/24	\$18,833	Yes
23247	11	San Diego	75	8.93	17.61	Pavement	Planning	2030/31		Yes
21365	11	San Diego	75	R20.1	R22.261	Bridge	Post-Planning	2025/26	\$124,200	Yes

Note: This Ten-Year Project Book is subject to change.

SHOPP ID	District	County	Route	Begin Mile	End Mile	Activity	Planning or Post planning?	Advertised Year	Project Cost (\$K)	SB 1 Priority
9235	11	San Diego	75	R20.5	R22.0	Bridge	Post-Planning	2034/35	\$599,993	Yes
20221	11	San Diego	76	R0.0	R8.1	Pavement	Post-Planning	2024/25	\$36,768	Yes
19304	11	San Diego	76	R17.5	52.2	Drainage	Post-Planning	2024/25	\$21,259	Yes
22740	11	San Diego	76	R34.5	R34.8	Reactive Safety	Planning	2026/27		
23525	11	San Diego	78	0.004	N17.7	Pavement	Post-Planning	2022/23	\$108,645	Yes
16717	11	San Diego	78	0.3	R16.0	Drainage	Post-Planning	2021/22	\$16,926	Yes
24207	11	San Diego	78	2.1	3.2	Major Damage - Emergency Opening	Post-Planning	2022/23	\$23,000	
23609	11	San Diego	78	4.2	9.1	Major Damage - Emergency Opening	Post-Planning	2021/22	\$4,750	
23233	11	San Diego	78	4.4	9.9	Roadside	Planning	2028/29		
23231	11	San Diego	78	6.9	10.8	Mobility - Operational Improvements	Planning	2028/29		
23242	11	San Diego	78	9.9	14.3	Roadside	Planning	2029/30		
23524	11	San Diego	78	14.7	15.3	Mobility - Operational Improvements	Post-Planning	2025/26	\$26,037	
20475	11	San Diego	78	33.7	37.3	Pavement	Post-Planning	2024/25	\$23,211	Yes
21780	11	San Diego	78	37.2	60	Pavement	Post-Planning	2025/26	\$34,464	Yes
23240	11	San Diego	78	N17.7	46.5	Pavement	Planning	2028/29		Yes
20294	11	San Diego	79	11.2	44.7	Pavement	Post-Planning	2024/25	\$32,850	Yes
19307	11	San Diego	79	20.3	53	Drainage	Post-Planning	2023/24	\$10,068	Yes
20232	11	San Diego	79	L0.044	11.2	Pavement	Planning	2026/27		Yes
19300	11	San Diego	94	1.416	15.4	Drainage	Post-Planning	2023/24	\$92,902	Yes
23243	11	San Diego	94	2.84	R11.74	Complete Streets	Planning	2029/30		
19303	11	San Diego	94	15.3	65.3	Drainage	Post-Planning	2023/24	\$28,775	Yes
24203	11	San Diego	94	35.9	R60.0	Major Damage - Emergency Opening	Post-Planning	2022/23	\$2,400	
18983	11	San Diego	125	9.3	13	Pavement	Post-Planning	2021/22	\$51,865	Yes
17031	11	San Diego	125	12.9	22.3	Pavement	Post-Planning	2021/22	\$44,691	Yes
23151	11	San Diego	125	13.8	13.8	Bridge	Post-Planning	2022/23	\$3,400	Yes
21376	11	San Diego	163	4.3	R10.8	Mobility - TMS	Post-Planning	2022/23	\$12,729	Yes
23229	11	San Diego	163	0.58R	10.34	Drainage	Planning	2028/29		Yes
19044	11	San Diego	805	0.149	14.6	Pavement	Post-Planning	2023/24	\$214,012	Yes
23232	11	San Diego	805	0.6	26.9	Complete Streets	Planning	2028/29		
24254	11	San Diego	805	0.75	0.75	Major Damage - Emergency Opening	Planning	2022/23		
21788	11	San Diego	805	2.897	13.592	Bridge	Post-Planning	2023/24	\$12,001	Yes
13766	11	San Diego	805	3.5	13.9	Mobility - ADA	Post-Planning	2021/22	\$11,547	
23938	11	San Diego	805	5.07	5.07	Major Damage - Emergency Opening	Post-Planning	2022/23	\$805	
23610	11	San Diego	805	6.9	7.3	Major Damage - Emergency Opening	Post-Planning	2021/22	\$16,600	
19142	11	San Diego	805	14.6	23.7	Mobility - TMS	Post-Planning	2022/23	\$77,978	Yes
19151	11	San Diego	805	23.7	28.5	Drainage	Post-Planning	2023/24	\$53,097	Yes
23153	11	San Diego	805	23.9	25.1	Mobility - Operational Improvements	Post-Planning	2022/23	\$23,100	
24255	11	San Diego	805	26.8	26.8	Major Damage - Emergency Opening	Planning	2022/23		
23244	11	San Diego	905	2.84	R11.737	Pavement	Planning	2029/30		Yes
23230	11	San Diego	905	3.8	R6.4	Complete Streets	Planning	2028/29		
22940	11	San Diego	905	R11.737	R11.737	Mobility - WIM Scales & CVEFs	Post-Planning	2021/22	\$7,901	
20914	12	Orange	1	8.5	8.5	Reactive Safety	Post-Planning	2022/23	\$2,183	
23667	12	Orange	1	12.1	12.1	Major Damage - Emergency Opening	Post-Planning	2022/23	\$2,720	
20955	12	Orange	1	17.461	21.5	Pavement	Post-Planning	2021/22	\$19,930	Yes
19237	12	Orange	1	20.4	23.7	Reactive Safety	Post-Planning	2021/22	\$2,981	
21682	12	Orange	1	21.5	31.1	Reactive Safety	Post-Planning	2023/24	\$18,316	
20765	12	Orange	1	R0.129	R0.9	Proactive Safety	Post-Planning	2022/23	\$8,000	
22784	12	Orange	1	R0.8	R0.8	Mobility - ADA	Post-Planning	2023/24	\$4,265	
23354	12	Orange	1	R0.81	33.719	Drainage	Planning	2029/30		Yes
20918	12	Orange	5	0	2	Pavement	Post-Planning	2021/22	\$33,477	Yes
23356	12	Orange	5	0	43.382	Complete Streets	Planning	2030/31		

SHOPP ID	District	County	Route	Begin Mile	End Mile	Activity	Planning or Post planning?	Advertised Year	Project Cost (\$K)	SB 1 Priority
20632	12	Orange	5	0.5	10	Pavement	Post-Planning	2025/26	\$35,260	Yes
20956	12	Orange	5	0.65	30.32	Bridge	Post-Planning	2021/22	\$25,913	Yes
19831	12	Orange	5	5.3	7.3	Reactive Safety	Post-Planning	2022/23	\$7,820	
23054	12	Orange	5	8.2	8.2	Facilities	Planning	2027/28		
21826	12	Orange	5	9.6	10.4	Reactive Safety	Post-Planning	2023/24	\$11,148	
22135	12	Orange	5	10	21.3	Pavement	Post-Planning	2024/25	\$56,940	Yes
21043	12	Orange	5	20.89	30.11	Pavement	Post-Planning	2021/22	\$40,400	Yes
23360	12	Orange	5	21.1	R29.1	Mobility - Operational Improvements	Planning	2027/28		
22966	12	Orange	5	21.3	R25.8	Pavement	Post-Planning	2024/25	\$32,115	Yes
19238	12	Orange	5	30.3	31.4	Reactive Safety	Post-Planning	2021/22	\$11,285	
21950	12	Orange	5	30.3	44.382	Pavement	Post-Planning	2025/26	\$48,760	Yes
24286	12	Orange	5	32	33	Major Damage - Emergency Opening	Planning	2023/24		
21393	12	Orange	5	33.7	35.4	Reactive Safety	Post-Planning	2022/23	\$4,643	
22651	12	Orange	5	35.7	44.1	Reactive Safety	Post-Planning	2023/24	\$4,382	
21045	12	Orange	5	36.1	36.1	Reactive Safety	Post-Planning	2021/22	\$4,819	
22808	12	Orange	5	36.7	36.7	Reactive Safety	Post-Planning	2024/25	\$2,060	
9308	12	Orange	5	38.5	41.6	Proactive Safety	Post-Planning	2021/22	\$3,000	
22220	12	Orange	5	41.8	41.8	Reactive Safety	Post-Planning	2022/23	\$1,204	
9309	12	Orange	5	41.9R	43.1	Proactive Safety	Post-Planning	2021/22	\$3,000	
23538	12	Orange	5	42.0L	42.0L	Major Damage - Emergency Opening	Post-Planning	2021/22	\$992	
22968	12	Orange	5	R25.8	30.3	Pavement	Post-Planning	2024/25	\$19,139	Yes
22184	12	Orange	5	R26.3	42.2R	Reactive Safety	Post-Planning	2023/24	\$4,786	
21746	12	Orange	5	R26.6	R26.6	Reactive Safety	Post-Planning	2021/22	\$947	
21862	12	Orange	5	R29.1	44.38	Mobility - Operational Improvements	Post-Planning	2027/28	\$12,800	
20992	12	Orange	5	R29.2	R29.2	Reactive Safety	Post-Planning	2021/22	\$2,203	
23357	12	Orange	22	0	R13.1	Drainage	Planning	2030/31		Yes
22828	12	Orange	22	R0.9	R1.9	Reactive Safety	Planning	2025/26		
21719	12	Orange	22	R0.9	R9.4	Reactive Safety	Post-Planning	2023/24	\$40,848	
17816	12	Orange	22	R10.7	R12.7	Reactive Safety	Post-Planning	2021/22	\$11,149	
22262	12	Orange	22	R11.2	R11.2	Reactive Safety	Planning	2025/26		
21718	12	Orange	22	R11.6	R12.5	Reactive Safety	Post-Planning	2023/24	\$12,369	
21637	12	Orange	22	R12.1	R13.164	Mobility - TMS	Post-Planning	2025/26	\$30,013	Yes
20960	12	Orange	22	R5.5	R5.5	Reactive Safety	Post-Planning	2022/23	\$1,947	
22672	12	Orange	22	R8.6	R8.6	Reactive Safety	Post-Planning	2024/25	\$1,530	
20638	12	Orange	39	0	8.5	Pavement	Planning	2026/27		Yes
23397	12	Orange	39	1.9	1.9	Major Damage - Emergency Opening	Post-Planning	2021/22	\$608	
23371	12	Orange	39	8.5	8.7	Reactive Safety	Post-Planning	2025/26	\$2,971	
21068	12	Orange	39	11.6	12.9	Relinquishment	Post-Planning	2024/25	\$5,489	
21430	12	Orange	39	12.181	12.181	Reactive Safety	Post-Planning	2022/23	\$1,903	
20635	12	Orange	39	15.1	22.6	Pavement	Planning	2028/29		Yes
18833	12	Orange	55	0.2	R17.8	Pavement	Post-Planning	2023/24	\$115,746	Yes
21044	12	Orange	55	0.602	0.602	Reactive Safety	Post-Planning	2021/22	\$2,457	
20860	12	Orange	55	13.7	13.7	Reactive Safety	Post-Planning	2021/22	\$3,840	
21334	12	Orange	55	R5.9	R17.8	Reactive Safety	Post-Planning	2023/24	\$26,862	
23352	12	Orange	55	T2.4	R6.4	Pavement	Planning	2028/29		Yes
23030	12	Orange	57	12.27	12.27	Bridge	Post-Planning	2022/23	\$3,577	Yes
23733	12	Orange	57	15.4	15.4	Major Damage - Emergency Opening	Post-Planning	2022/23	\$548	
22260	12	Orange	57	15.9	15.9	Reactive Safety	Post-Planning	2024/25	\$6,533	
16753	12	Orange	57	22	22	Sustainability	Post-Planning	2021/22	\$9,527	
18944	12	Orange	57	10.8R	R22.5	Bridge	Planning	2027/28		Yes
22141	12	Orange	57	10.8R	R22.551	Pavement	Planning	2029/30		Yes

SHOPP ID	District	County	Route	Begin Mile	End Mile	Activity	Planning or Post planning?	Advertised Year	Project Cost (\$K)	SB 1 Priority
22196	12	Orange	57	11.0R	R22.551	Reactive Safety	Post-Planning	2023/24	\$14,998	
23624	12	Orange	73	10.8	11	Major Damage - Emergency Opening	Post-Planning	2022/23	\$4,312	
20716	12	Orange	73	12.9	R26.8	Bridge	Post-Planning	2021/22	\$5,894	Yes
20619	12	Orange	74	0	11.5	Pavement	Planning	2026/27		Yes
23981	12	Orange	74	3.85	3.85	Major Damage - Emergency Opening	Planning	2023/24		
22543	12	Orange	74	11.5	16.59	Reactive Safety	Post-Planning	2023/24	\$1,500	
20915	12	Orange	90	0.9	3.6	Reactive Safety	Post-Planning	2021/22	\$5,423	
21466	12	Orange	90	5.1	6.7	Reactive Safety	Post-Planning	2022/23	\$2,764	
23921	12	Orange	91	1.2	1.4	Major Damage - Emergency Opening	Post-Planning	2022/23	\$602	
22231	12	Orange	91	4.759	6.423	Pavement	Post-Planning	2023/24	\$24,769	Yes
20916	12	Orange	91	5.4	5.8	Reactive Safety	Post-Planning	2021/22	\$1,914	
22232	12	Orange	91	6.432	R9.223	Pavement	Post-Planning	2023/24	\$45,409	Yes
22230	12	Orange	91	R0.0	4.759	Pavement	Post-Planning	2023/24	\$50,128	Yes
21431	12	Orange	91	R0.8	R1.8	Reactive Safety	Post-Planning	2022/23	\$2,710	
22234	12	Orange	91	R10.778	R18.905	Mobility - TMS	Post-Planning	2023/24	\$15,388	Yes
23759	12	Orange	91	R15.6	R15.6	Major Damage - Emergency Opening	Post-Planning	2022/23	\$577	
22233	12	Orange	91	R9.223	R10.778	Mobility - TMS	Post-Planning	2023/24	\$7,024	Yes
23358	12	Orange	91	R9.8	R18.9	Pavement	Planning	2030/31		Yes
23395	12	Orange	133	0.65	0.92	Major Damage - Emergency Opening	Post-Planning	2021/22	\$566	
16143	12	Orange	133	8.3	M9.3	Mobility - Operational Improvements	Post-Planning	2021/22	\$28,408	
20714	12	Orange	133	R7.5	13.6	Bridge	Planning	2026/27		Yes
20713	12	Orange	241	14.545	25.7	Bridge	Post-Planning	2022/23	\$24,078	Yes
22030	12	Orange	241	14.545	27.8	Pavement	Planning	2027/28		Yes
23303	12	Orange	241	24.4	26.9	Major Damage - Permanent Restoration	Post-Planning	2025/26	\$9,163	
23437	12	Orange	241	24.5	35.7	Major Damage - Permanent Restoration	Post-Planning	2025/26	\$31,790	
21778	12	Orange	241	33.61	38.66	Major Damage - Permanent Restoration	Post-Planning	2022/23	\$12,174	
23353	12	Orange	261	0.02	0.02	Drainage	Planning	2029/30		Yes
18946	12	Orange	405	0.23	11.4	Pavement	Post-Planning	2022/23	\$204,634	Yes
23355	12	Orange	405	1.48	3.9	Complete Streets	Planning	2029/30		
23537	12	Orange	405	7.9	8	Major Damage - Emergency Opening	Post-Planning	2021/22	\$650	
20791	12	Orange	405	11.4	16.9	Pavement	Post-Planning	2024/25	\$12,466	Yes
18839	12	Orange	405	16.9	24.178	Pavement	Post-Planning	2023/24	\$64,000	Yes
20787	12	Orange	605	R0.0	R1.6	Pavement	Planning	2028/29		Yes
21333	12	Orange	605	R0.2	R1.6	Reactive Safety	Post-Planning	2023/24	\$12,698	

Intentionally left blank



California Department of Transportation
1120 N Street
Sacramento, CA 95814
www.dot.ca.gov