

CalMentoring Presentation

May 21, 2024

About Us

San Joaquin Regional Rail Commission (SJRRC)

- In April 1995, seven cities and the County of San Joaquin approved a joint powers agreement that created the SJRRC.
- Owner and Operator for ACE
- The ACE rail service began operations on October 19, 1998.
- By 1999, the rail system served 1,000 daily riders in each direction.
- Pre-COVID 1.5 Million Passengers.

San Joaquin Joint Powers Authority (SJJPA)

- The governance and management of the San Joaquin Intercity Rail Service was transferred to the SJJPA on July 1, 2015.
- Train riders and San Joaquin Valley residents now have a stronger voice in deciding what happens with the service since local decision-making is more responsive and adaptive to passenger issues.
- Pre-COVID 1.1 Million Passengers.

Agenda

10:00 AM – Welcome & Purpose of the Outreach

10:05 AM – Roundtable Introductions

10:20 AM – Office of Civil Rights

10:25 AM – Calmentor

10:30 AM – Contract Overview

10:45 AM – Compile Questions & Break

11:15 AM – Questions and Answer Session

- Prime will hold offsite virtual networking sessions.
- Official responses to be posted to DPAC website.

11:30 AM – Adjourn

ACE

Service Overview

- 4 – Weekday Round Trips
- 10 – Stations
- 86 – Track Miles
- 2:12 – End to End Travel Time



Amtrak San Joaquins Intercity Passenger Rail Service

Service Overview

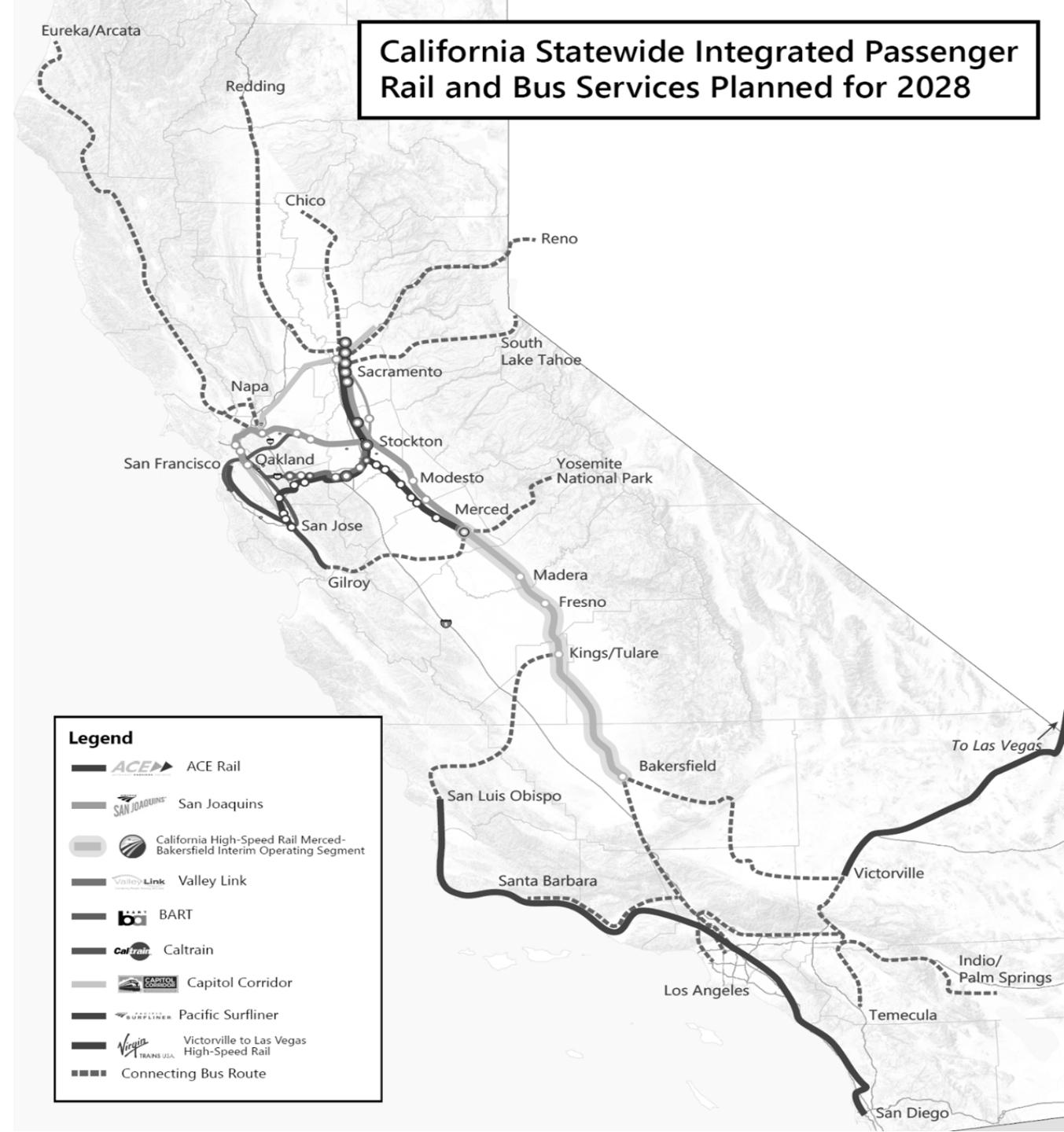
- 12 – Daily Trains
- 17 – Stations
- 9 – Bus Routes
- 365 – Track Miles
- 6 – Hours of Travel Time End to End



Future Service Plans

Rail Commission Planning and Project Efforts in the Bigger Statewide Picture

- ACE
- San Joaquins
- Statewide Thruway Bus Service
- Early HSR Operations



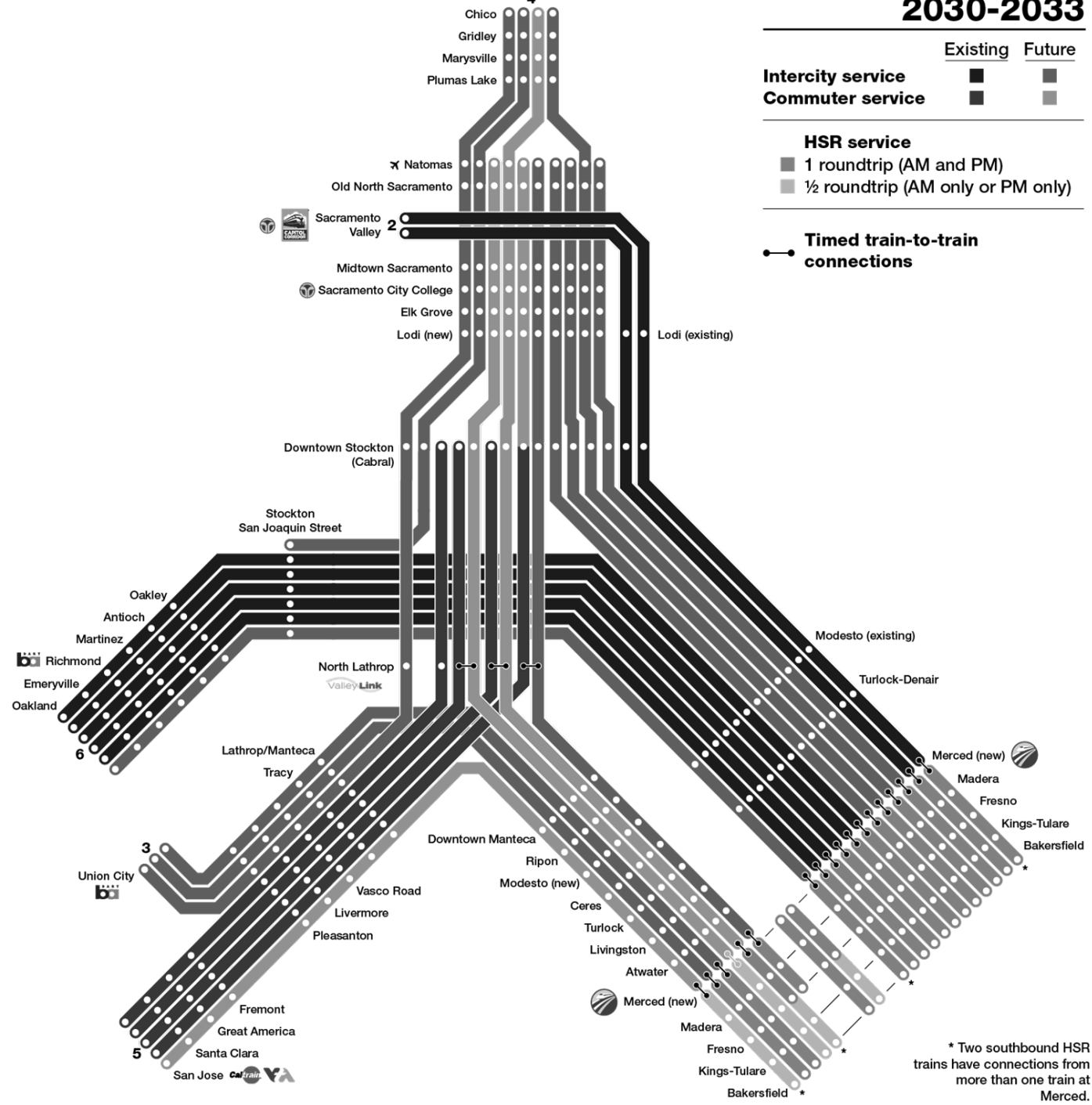
2030-2033

	Existing	Future
Intercity service	■	■
Commuter service	■	■

HSR service

■	1 roundtrip (AM and PM)
■	½ roundtrip (AM only or PM only)

Timed train-to-train connections



Integrated ACE and San Joaquins

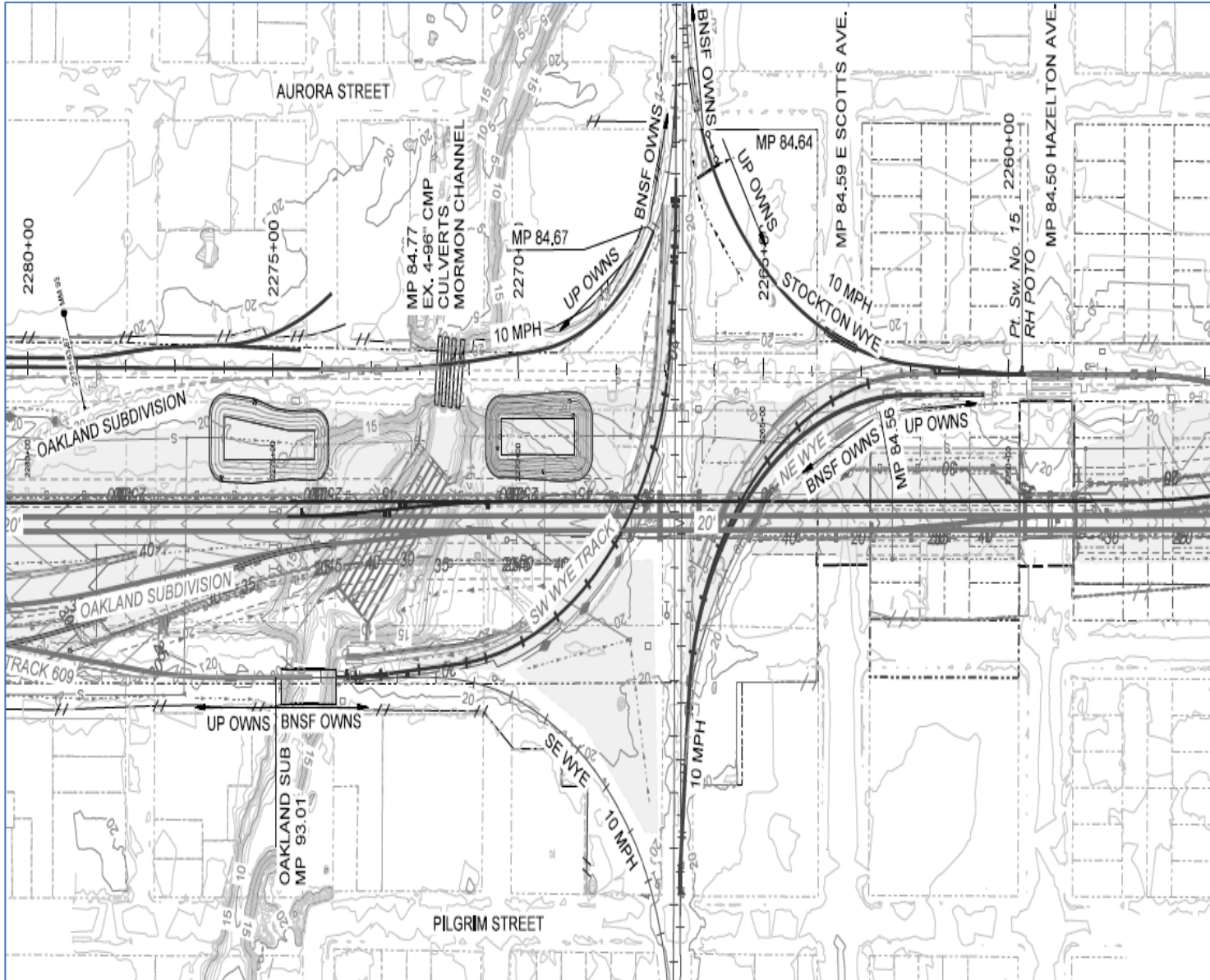
* Two southbound HSR trains have connections from more than one train at Merced.

Stockton Diamond



Today, the tracks of two major railroads (Union Pacific and BNSF) intersect in Stockton at what is called the Stockton Diamond. This rail intersection, is the busiest, most congested rail bottleneck in California. The video provides a quick snapshot into the Stockton Diamond project. The Grants team is working to secure additional local, state and federal funding for this crucial project.

Project Scope



Background:

- 50-70 freight, 12-20 passenger daily
- Trains required slow or full stop
- Loss of time, fuel, and environment

Project Scope:

- Elevate UP main over BNSF tracks
- Maintain BNSF at current grade
- 4,200 ft long

Competitive Range/Duration:

- Budget: \$200M+
- Construction duration: 39 months

Small Business Opportunities – Stockton Diamond

- Concrete
- Earth Moving
- Street Sweeping
- SWPPP/Water Quality
- Fencing
- Striping
- Landscaping and irrigation
- Iron/Rebar
- Electrical
- Communications
- Traffic Signal
- Public Outreach
- Trucking – Transportation
- Painting
- Materials
- Demolition

Upcoming Projects – Spring 2024

- Federal Advocacy Services
- Cabral Station Upgrades – Carpet
- Title VI Equity Analysis Study
- Grants Management Software
- Tracy Parking Lot Modification – Construction
- Shelters for future Valley Rail Stations
- Stockton Diamond – Construction Support and Construction
- Madera Station Relocation – Construction Support
- Union City Intermodal Station – PA&ED
- ACE Platform Extensions – Construction Support
- Fremont Station Platform – Construction

Upcoming Projects – Summer 2024

- Lathrop Wye and Track Extension – Construction Support and Construction
- Cabral Station Expansion – Construction
- Madera Station Relocation – Construction
- ACE Platform Extensions – Construction
- Fremont Station Platform – Construction

More information is available on <https://www.sjrrc.com/contract-opportunities/>

Economic Benefits

Employment multipliers represent jobs gained or lost resulting from economic input change in local industry.

Industry reliance on supply, materials, and components creates supplier jobs.

Demand for follow-on industries (food, shopping, healthcare) creates induced jobs.

Construction Projects	Direct Jobs	Supplier Jobs	Induced Jobs	Total Indirect
Related Industries Jobs	100	88.0	138.1	226.1
Construction Jobs	5.45	4.80	4.88	9.68

- Every 100 jobs created in construction create a total of 226. 1 additional jobs in related industries
- Job created per \$1M in final demand, in private-sector industries
- For a Program/Project construction budget @250M
- Results in $250M \times 5.45 = 1,363$ direct jobs
- Results in $250M \times 9.68 = 2,420$ indirect jobs
- Total of 3,783 jobs Per 250M in Construction

Work With Us

- Registered on PlanetBids
- Proof of ability to work in the State of California (CA SoS)
- Purchases over \$25,000 must be vetted through SAM.gov
- Buy America Compliant
- Prevailing Wage/Registered on DIR
- Necessary Experience and Certifications based on service needed.*
- Reach out to Procurements@SJRRRC.com for any questions

*The solicitation document will list all requirements

TRACC – The Rail Academy of Central California

Rail Operations

SJRRC Vision

- Disadvantage Community
- High School Students

Partners

- Los Rios (Sacramento City College)
- Stockton Unified School District
- TransAmerica Services (TASI)
- Union Pacific Railroad
- Amtrak

Opportunities through TRAC-C

- Onboard
- Mentors
- Development of Interview Skillset

Grant Opportunities

- Consolidated Rail Infrastructure and Safety Improvements (CRISI) \$2.5M
- United States Department of Housing and Urban Development (HUD) \$1.5M

TRACC Photos



TRACC Students



TRACC

Stockton Rail Maintenance Facility

Next Group of Interested Students on a Filed Trip at the Stockton Maintenance Facility



Closing

Ideas, Questions, Discussion, Ethusiasm!