



District

3

Caltrans Activity Workbook For Kids




Welcome to Caltrans!

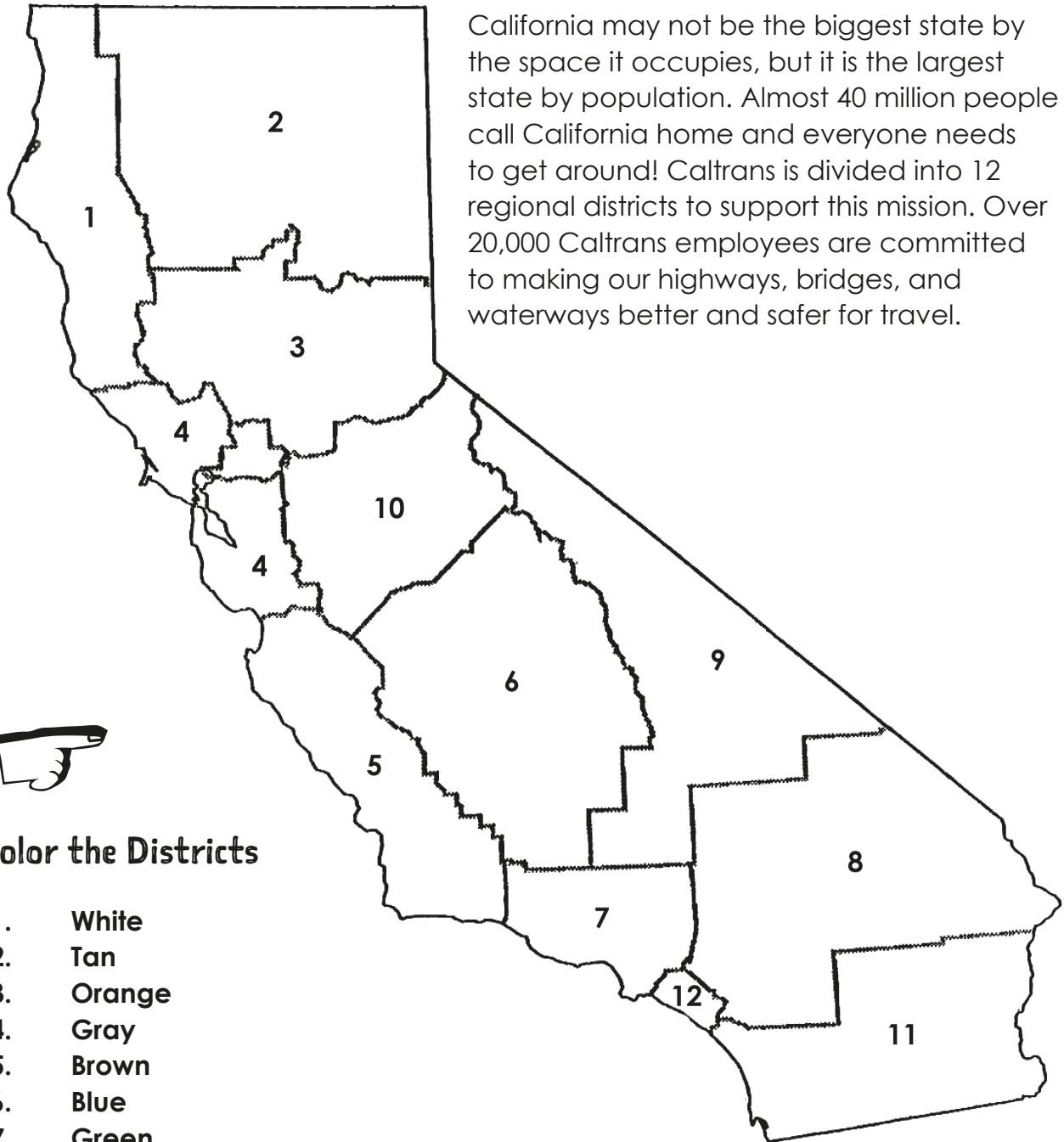
Caltrans, or the State of California Department of Transportation, is a state agency with the primary function to build and maintain California's many highways, roads, and waterways. Caltrans is the state's second largest agency, with our team members working in every corner of California; all with the same goal of making our highways better and safer for travel.

When you see construction work being done on the highways, or see highway maintenance workers in their distinctive orange safety gear repairing roadways, you may think that is all Caltrans team members do. But we do so much more and we hope this activity book will show you how we service not only highways, bridges, and waterways by making them safer for travelers, but we also protect the environment.

Please remember to be safe and watch for our Caltrans team members when you travel. And don't be afraid to give them a friendly wave!

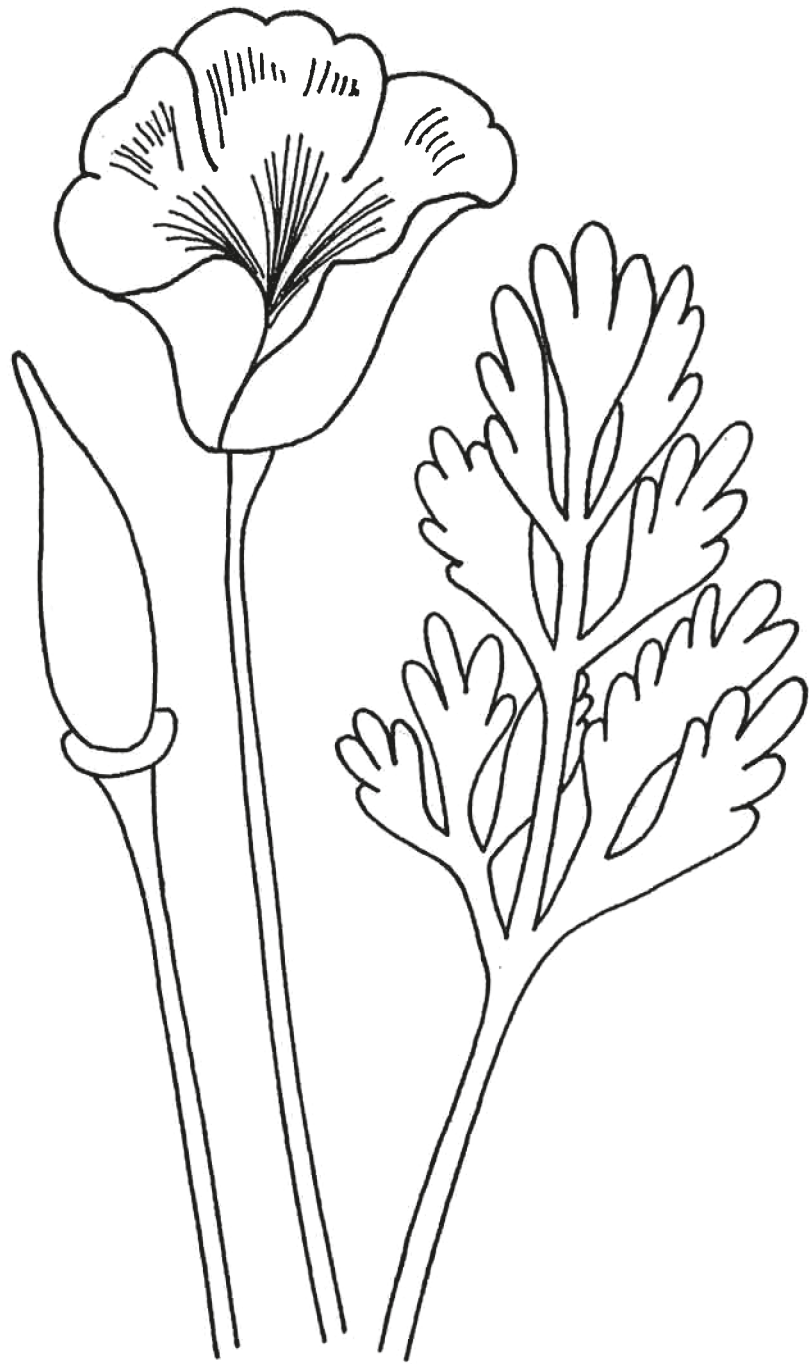


California Caltrans Districts




Color the Districts

1. White
2. Tan
3. Orange
4. Gray
5. Brown
6. Blue
7. Green
8. Red
9. Pink
10. Black
11. Yellow
12. Purple



California Poppy

The California Poppy (*Eschscholzia californica*) is the perfect state flower for California. When it blooms, it is often called, "A cup of gold," an appropriate comparison to gold that was discovered in our state in 1848. While California poppies can be found throughout our state, they can be grown in many other places in the world too! In the spring, it's not unusual to see poppies alongside the state's highways.



California Quail

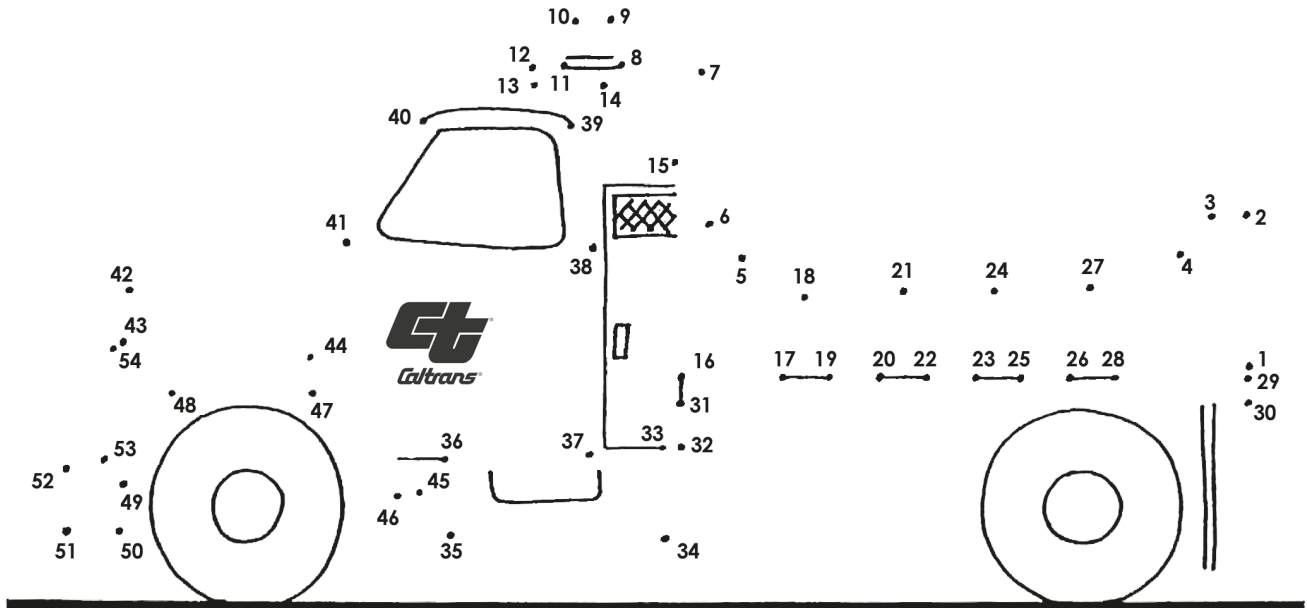
The California quail (*Callipepla californica*), also known as the California valley quail or simply Valley quail, is the state bird of California. It's a small bird that spends most of its time on the ground in a family called a covey. California quails do not migrate so when you see a covey of quails once, expect to see it again! Keep an eye out for quail coveys as you travel Highway 49 through Gold Rush towns like Coloma, where James Marshall first discovered gold on January 24, 1848.



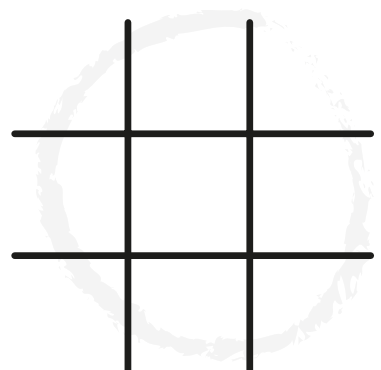
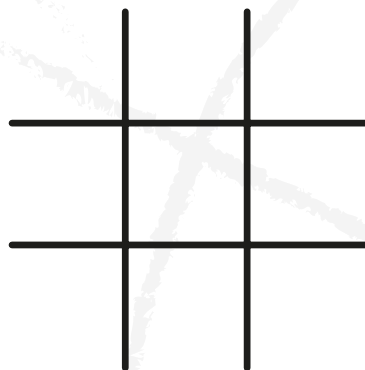
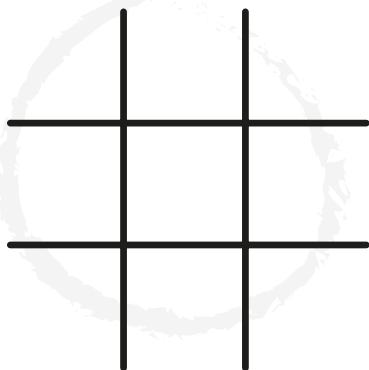
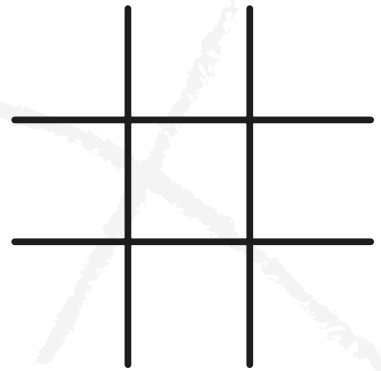
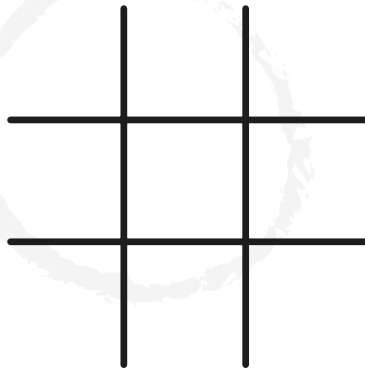
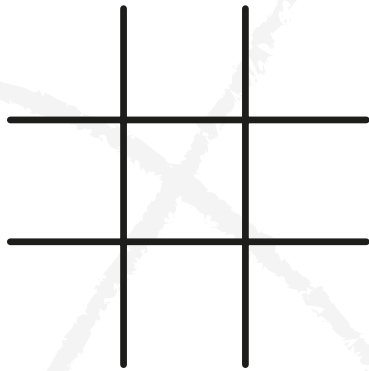
California Redwood

The California redwood (*Sequoia sempervirens*) is the state tree of California. Once common throughout the Northern Hemisphere, today they are only found along the Pacific Coast of the United States. Many of these trees are preserved in state and national parks and forests. Coast redwoods are the tallest trees in the world! Several of California's highways travel through impressive stands of these magnificent trees, particularly Highway 101 along California's northern coast.

Connect the Dots




Tic-Tac-Toe



Adopt-A-Highway Program

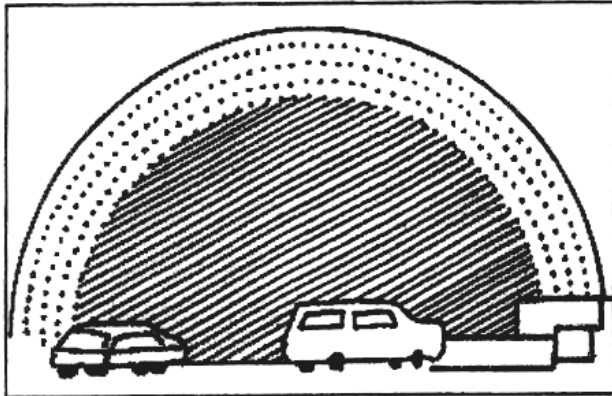
Color the picture below:




Keeping our highways, roadways, and waterways free from trash is something everyone can do in their own neighborhood. But with over 50,000 miles of highway and freeway lanes, it can be tough to keep up! Organizations and businesses can help by participating in Caltrans' Adopt-A-Highway program by removing litter, planting and establishing tree seedlings and wildflowers, or removing graffiti.

Transportation Art Program

Did you know that Caltrans has its very own art program? Our program not only includes art such as murals and sculptures, but also art formed by tiles and orchards! What kind of art would you create if you had a large space along a highway? Maybe a mural?




Route 101 at Waldo Tunnel



Route 29 Napa

Create your own mural on the wall under this structure.



Match Game

Can you match each safety item with its name?
The first has been done for you as an example.



Work Boot



Safety Glasses



Face Shield



Earmuffs



Hard Hat



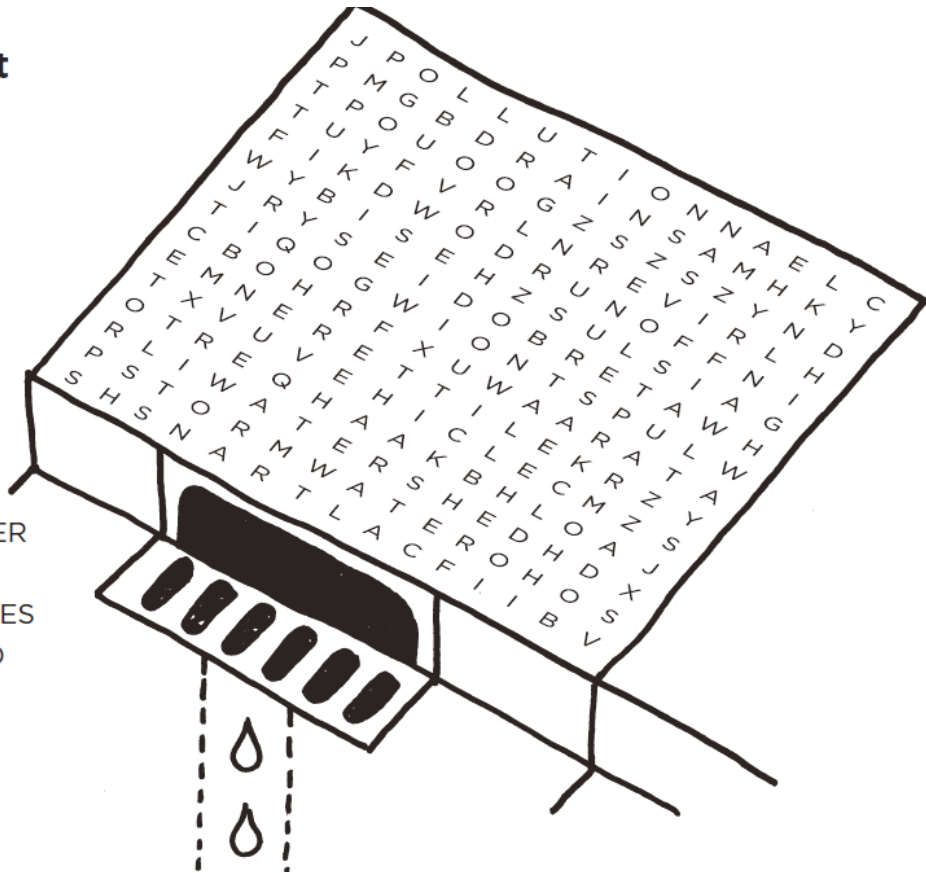
Glove

Word Search

Can you find the words listed below?

Word List

- CALTRANS
- DRAINS
- HIGHWAYS
- LAKE
- LITTER
- OCEAN
- POLLUTION
- PROTECT
- RIVER
- RUNOFF
- STORMWATER
- VEHICLE
- WATERBODIES
- WATERSHED



Word Search

Can you find the words listed below?


- | | | | |
|-------------------|---------------------------|--------------------|---------------------------|
| tiesecsidP | _____ | rmvneinEtno | _____ |
| | 1 4 6 | | 8 9 11 |
| esraWehtd | _____ | Rufnof | _____ |
| | 2 13 | | 3 |
| onluotlPi | _____ | Hgwaisyh | _____ |
| | 16 7 | | 12 |
| ywesraWat | _____ | aotemSrtwr | _____ |
| | 10 14 | | 15 5 |

Using the underlined and numbered letters found in the activity above, can you discover the hidden message?

1 2 3 4 5 6 7 8 9 10 11 12 13 14 15 16

Can you match the sign/symbol with the correct definition?

(Answers are given below.)




At a crosswalk this means?

- A. Raise your right hand
- B. Wait
- C. Give me five




This sign/symbol means?

- A. Slippery when wet or frosty
- B. Snakes following car
- C. Please drive crooked



This odd looking sign means?

- A. Turn around and go home
- B. Do a back-flip
- C. No "U" turn



This sign indicates that:

- A. There's a hitchhiker ahead
- B. There's a flag-person ahead
- C. Waving is prohibited

Seek & Find

Can you find the items listed below? When you're finished, color in the rest of the image!

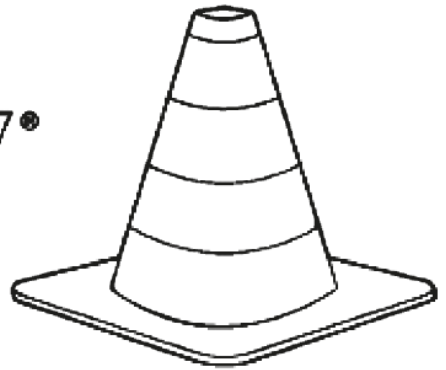
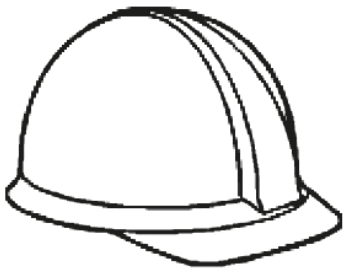


Find and circle items on this list that belong in this habitat:



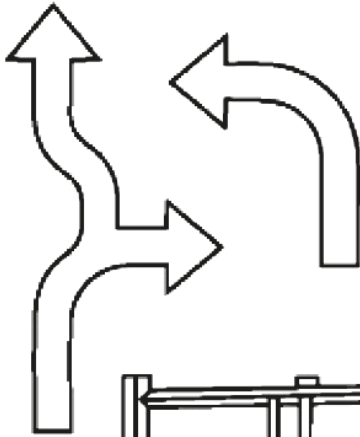
- | | | | |
|--|---|--|--|
|  Dragon Fly |  Ladybug |  Fish |  Praying Mantis |
|  Turtle |  Frog |  Bumble Bee |  Cattail |

Find and X out the following items that do not belong in this waterbody:

- | | | | |
|---|--|--|--|
|  Tire |  Plastic Bottle |  Plastic Bag |  Cigarette Butt |
|  Chair |  Aluminum Can |  Plastic 6-Pack Rings | |



Caltrans[®]



**BE WORK
ZONE ALERT**


C A L T R A N S[®]

Roadwork Ahead Maze

Can you drive the car to the end?



START



END



Together, we can Clean California!



Sort your trash. Recycling reduces the trash going into landfills, extending the life of the landfills.



Hold on to the small things. Birds, fish, and other animals mistake micro-trash, like candy wrappers, for food and nesting materials.



Secure loads in trucks and trailers to prevent litter on the roadway. Be mindful of trash blowing out of your car on a windy day.



Try not to use single-use items, like disposable shopping bags, plastic eating utensils, and styrofoam. Many of these things never biodegrade.



A clean yard prevents things from blowing into streets, rivers, and open spaces.



Recycle bulky items, like appliances, at your local landfill or transfer station.

Here's your checklist to help Clean California (put it on the fridge):

- ☆ Learn what you can recycle in your community.
- ☆ Reduce single-use items.
- ☆ Always put trash in a trash can.
- ☆ Participate in a community clean up.
- ☆ Encourage others to help, just like you.



You can learn more at www.cleanca.com



Cut along line and hang on refrigerator.