

MUTCD NUMBER None

CODE S25
Pg. 1 of 2



Notes:

- * See G26-2 for additional route shield dimensions and Page 2 for Div. of Hwy. logo. Shield sizes not shown on G26-2 should be adjusted proportionately.
- ** The route number is variable, specify when ordering (see Page 2).

SIGN SIZES (INCHES)	DIMENSIONS (INCHES)														
	A	B	C	D	E	F	G	H	J	K	L	M	N	P	R
12 x 18	12	18	3/8	1-1/2	1-1/2	2C	1	9	1-1/4	1B	1F	3	1-3/4	1/4	1-1/8
24 x 36	24	36	5/8	1-1/2	3	4C	2	18	2-1/2	2B	2F	6	3-1/2	1/2	2-1/4
36 x 48	36	48	7/8	2-1/4	3-1/2	6C	2-1/2	24	3-1/2	2-1/2B	2-1/2F	8	4-1/2	3/4	3

COLORS

- BACKGROUND = BROWN (NON-REFLECTIVE)
- BORDER & LEGEND = CREAM (NON-REFLECTIVE)
- ROUTE SHIELD BACKGROUND = WHITE (NON-REFLECTIVE)
- ROUTE SHIELD BORDER & LEGEND = BLACK (NON-REFLECTIVE)

- THE POLICY FOR INTENDED USAGE OF THIS SIGN IS SHOWN ON REVERSE SIDE -

Gerry Meis
CHIEF, OFFICE OF SIGNS AND DELINEATION

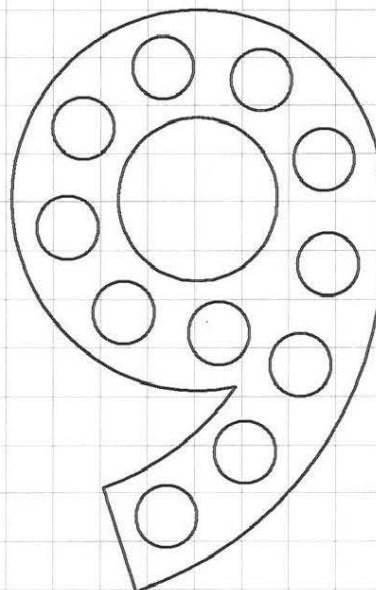
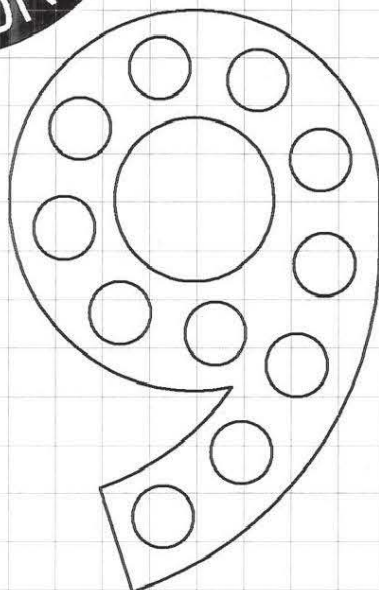
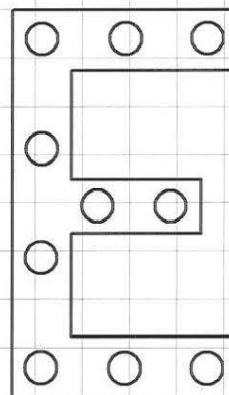
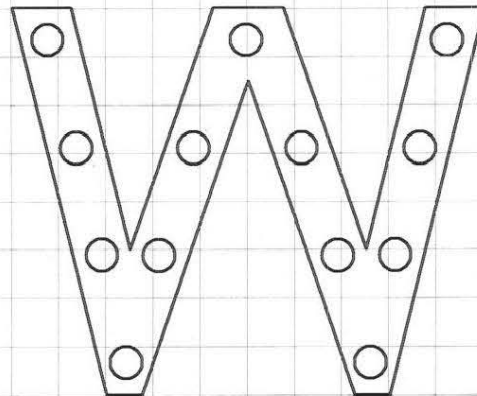
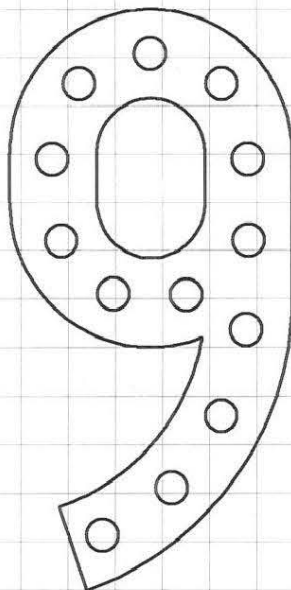
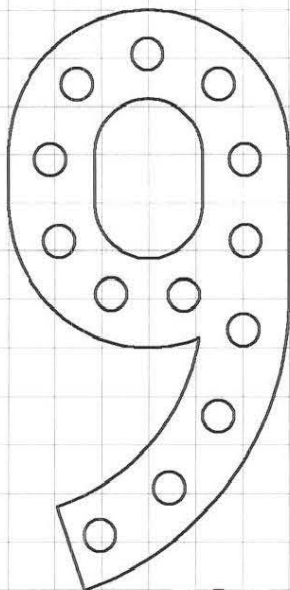
6/9/99
DATE

REVISION

REVISION

MUTCD NUMBER None

CODE S25
Pg. 2 of 2



Gerry Kreis
CHIEF, OFFICE OF SIGNS AND DELINEATION

6/9/99
DATE

REVISION

REVISION