









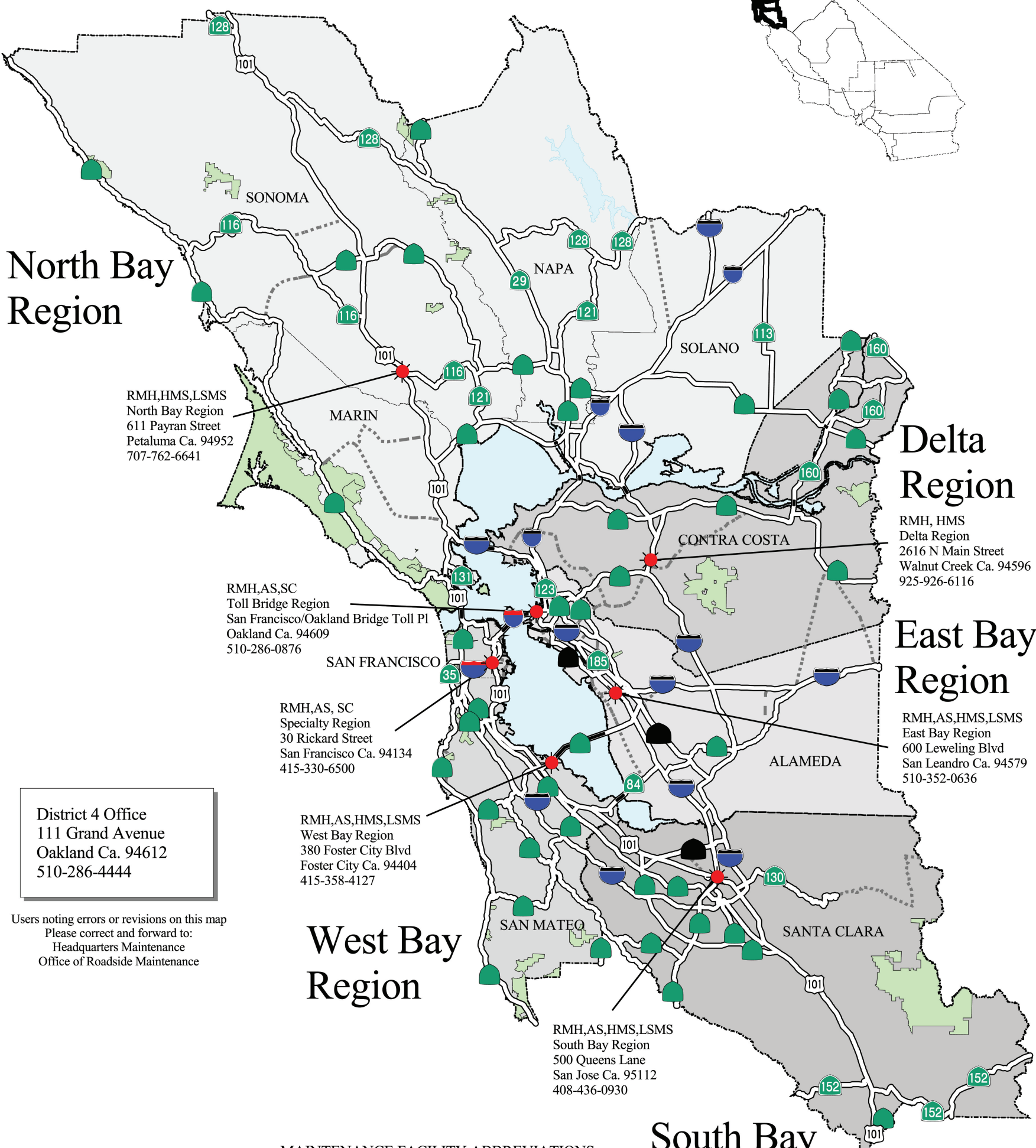


DISTRICT 4

Maintenance Regions

2002

-  Regional Manager Headquarters
-  Adopted Route
-  Proposed Route
-  Traversable State Highways
-  Interstate Highway Shield
-  California State Highway Shield
-  U.S. Highway Shield
-  County Boundary
-  Lake / Bay / Delta
-  Park



North Bay Region

RMH,HMS,LSMS
North Bay Region
611 Payran Street
Petaluma Ca. 94952
707-762-6641

Delta Region

RMH, HMS
Delta Region
2616 N Main Street
Walnut Creek Ca. 94596
925-926-6116

East Bay Region

RMH,AS,HMS,LSMS
East Bay Region
600 Leweling Blvd
San Leandro Ca. 94579
510-352-0636

West Bay Region

RMH,AS,HMS,LSMS
West Bay Region
380 Foster City Blvd
Foster City Ca. 94404
415-358-4127

South Bay Region

RMH,AS,HMS,LSMS
South Bay Region
500 Queens Lane
San Jose Ca. 95112
408-436-0930

District 4 Office
111 Grand Avenue
Oakland Ca. 94612
510-286-4444

Users noting errors or revisions on this map
Please correct and forward to:
Headquarters Maintenance
Office of Roadside Maintenance

MAINTENANCE FACILITY ABBREVIATIONS

- RMH - Regional Manager Headquarters
- AS - Area Superintendent
- HMS - Highway Maintenance Station
- LSMS - Landscape Maintenance Station
- SC - Special Crew Station
- S/SS - Sand/Salt Storage
- SL - Satellite



State of California
Department of Transportation
Division of Maintenance GIS

