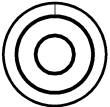
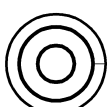
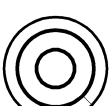

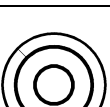
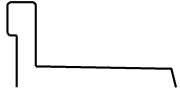













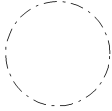














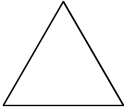

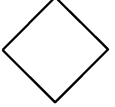
STRUCTURES				
<i>Name</i>	<i>Cell Description (symbology)</i>	<i>Cell Type</i>	<i>Type of Use</i>	<i>Image</i>
111-E	Cell Library Info	Graphic	Info	STRUCTURES CELL LIBRARY (U.S. Customary Units) LAST REVISION DATE: 09-12
1BAR-E	BAR REINF ORIG TOP (Level=3, Color=13, Wt=0,3,5)	Graphic	Symbol	
2BAR-E	BAR REINF ORIG RT TOP (Level=3, Color=13, Wt=0,3,5)	Graphic	Symbol	
3BAR-E	BAR REINF ORIG RT (Level=3, Color=13, Wt=0,3,5)	Graphic	Symbol	
4BAR-E	BAR REINF ORIG BOT RT (Level=3, Color=13, Wt=0,3,5)	Graphic	Symbol	
5BAR-E	BAR REINF ORIG BOT (Level=3, Color=13, Wt=0,3,5)	Graphic	Symbol	
6BAR-E	BAR REINF ORIG BOT LT (Level=3, Color=13, Wt=0,3,5)	Graphic	Symbol	
7BAR-E	BAR REINF ORIG LT (Level=3, Color=13, Wt=0,3,5)	Graphic	Symbol	
8BAR-E	BAR REINF ORIG TOP LT (Level=3, Color=13, Wt=0,3,5)	Graphic	Symbol	
9BAR-E	BAR REINF ORIG CTR (Level=3, Color=13, Wt=0,3,5)	Graphic	Symbol	












ABUTMENT ELEVATION-E	ABUTMENT ELEVATION TITLE	Graphic	Title	
ABUTMENT FOOTING-E	ABUTMENT FOOTING TITLE	Graphic	Title	
ABUTMENT PLAN-E	ABUTMENT PLAN TITLE	Graphic	Title	
ABUTMENT SECTION-E	ABUTMENT SECTION TITLE	Graphic	Title	
ALT_JT-E	ALT. DECK CONST. JOINT	Graphic	Note	
ASBLT-E	AS-BUILT CORRECTIONS	Graphic	Sheet	
ASDES-E	AS-BUILTS NOT RECOVERABLE	Graphic	Sheet	
ATSYM-E	AT SYMBOL	Graphic	Symbol	
B05NTE-E	B05 DECK REINF NOTE	Graphic	Note	
BAR25L-E	BARRIER TYPE 25 LT	Graphic	Symbol	
BAR25R-E	BARRIER TYPE 25 RT	Graphic	Symbol	








BAR26L-E	BARRIER TYPE 26 LT	Graphic	Symbol	
BAR26R-E	BARRIER TYPE 26 RT	Graphic	Symbol	
BAR27L-E	BARRIER TYPE 27 LT	Graphic	Symbol	
BAR27R-E	BARRIER TYPE 27 RT	Graphic	Symbol	
BAR28L-E	BARRIER TYPE 28 LT	Graphic	Symbol	
BAR28R-E	BARRIER TYPE 28 RT	Graphic	Symbol	
BAR32L-E	BARRIER TYPE 732 LT	Graphic	Symbol	
BAR32R-E	BARRIER TYPE 732 RT	Graphic	Symbol	
BAR36L-E	BARRIER TYPE 736 LT	Graphic	Symbol	
BAR36R-E	BARRIER TYPE 736 RT	Graphic	Symbol	
BAR_50-E	BARRIER TYPE 50	Graphic	Symbol	


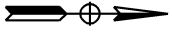

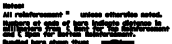

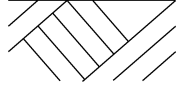
BAR_60-E	BARRIER TYPE 60	Graphic	Symbol	
BAR_SP-E	BAR SPIRAL SPLICE DET	Graphic	Note	
BAR_TK-E	TEMP RAILING TYPE K	Graphic	Symbol	
BATCH-E	BATCH PLOT POINTS	Graphic	Symbol	
BENT CAP ELEVATION-E	BENT CAP ELEVATION TITLE	Graphic	Title	<u>BENT CAP ELEVATION</u> 1" =
BENT CAP SECTION-E	BENT CAP SECTION TITLE	Graphic	Title	<u>BENT CAP SECTION -</u> 1" =
BENT ELEVATION-E	BENT ELEVATION TITLE	Graphic	Title	<u>BENT ELEVATION</u> 1" =
BENT PLAN-E	BENT PLAN TITLE	Graphic	Title	<u>BENT PLAN</u> 1" =
BNTSDF-E	BENT STIRRUP DATA FIELD	Graphic	Note	#  stirrups except as noted
BNTSTE-E	BENT STIRRUP TEXT EDIT	Graphic	Note	*?  stirrups except as noted
BOLT-E	HEX HEAD BOLT 10MM	Graphic	Symbol	

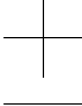


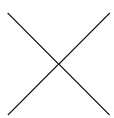




BORDER SHAPE-E	BORDER SHAPE	Graphic	Area	
BREAK-E	BREAK INDICATION SYM	Point	Symbol	
BRG_PD-E	BEARING PAD DETAIL	Graphic	Detail	
CABLE-E	CABLE END ANCHORAGE 2 18 99	Graphic	Detail	
CCO-E	CONTRACT CHANGE ORDER	Graphic	Table	
CHECK-E	CHECK PRINT BY	Graphic	Sheet	CHECK PRINT BY: _____
COLUMN ELEVATION-E	COLUMN ELEVATION TITLE	Graphic	Title	<u>COLUMN ELEVATION</u> 1" =
COLUMN SECTION-E	COLUMN SECTION TITLE	Graphic	Title	<u>COLUMN SECTION</u> - 1" =
CONC-E	STRENGTH TYPE LIMITS	Graphic	Sheet	
CONT-E	DECK CONTOURS LABEL	Graphic	Sheet	
CTRLND-E	CENTERLINE DATA FIELD	Graphic	Note	Ⓒ -----









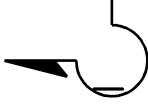
CTRLNE-E	CENTERLINE SYMBOL	Graphic	Symbol	
CTRLNT-E	CENTERLINE TEXT EDIT	Graphic	Symbol	 Abut
CURVE DATA-E	CURVE DATA TITLE	Graphic	Title	<u>CURVE DATA</u>
DECK CONTOURS-E	DECK CONTOURS TITLE	Graphic	Title	<u>DECK CONTOURS</u> 1" =
DELTA-E	DELTA SYMBOL	Graphic	Symbol	
DELTAD-E	DELTA SYM DATA FIELD	Graphic	Note	$\Delta = \text{---}^\circ \text{---}' \text{---}''$
DETAIL-E	DETAIL TITLE	Graphic	Title	<u>DETAIL</u> 1" =
DIA-E	DIAMETER SYMBOL	Graphic	Symbol	
DIAMOND-E	DIAMOND SYMBOL	Graphic	Symbol	
DISCLM-E	DISCLAIM ELECT COPY	Graphic	Note	<small>The State of California or its officers or agents accepts no responsibility for the accuracy or completeness of electrical values of this data sheet.</small>
ELEVATION-E	ELEVATION TITLE	Graphic	Title	<u>ELEVATION</u> 1" =





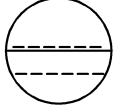
END DIAPHRAGM-E	END DIAPHRAGM TITLE	Graphic	Title	
FALSWK-E	FALSEWORK REL NOTE	Graphic	Note	
FLOW-E	ARROW FOR WATER	Graphic	Symbol	
FOOTING PLAN-E	FOOTING PLAN TITLE	Graphic	Title	
FOOTING SECTION-E	FOOTING SECTION TITLE	Graphic	Title	
FOUR SCALE-E	4 SCALE SHAPE	Graphic	Symbol	
GENERAL NOTES-E	GENERAL NOTES (3 TYPES)	Graphic	Note	
GIRDER ELEVATION-E	GIRDER ELEVATION TITLE	Graphic	Title	
GIRDER LAYOUT-E	GIRDER LAYOUT TITLE	Graphic	Title	
GIRFL-E	GIRDER FLARE NOTE	Graphic	Note	
GIRSEC-E	PART GIRDER SECTION	Graphic	Detail	



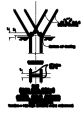
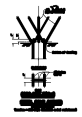

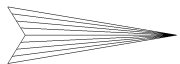




GP_EST-E	GP ESTIMATE DATA	Graphic	Table	 <p>DATE OF ESTIMATE _____ BRIDGE REMOVAL _____ STRUCTURE DEPTH _____ LENGTH _____ WIDTH _____ AREA _____ COST / IN. INCLUDING _____ SEE CONTINGENCY _____ TOTAL COST _____</p>
GRAVEL-E	GRAVEL SYM PATTERN	Graphic	Symbol	
HOR and VERT-E	HORIZONTAL VERTICAL SCALES	Graphic	Symbol	<p>1" = Horizontal 1" = Vertical</p>
INCOMPLETE PLANS-E	FOR INCOMPLETE PLANS	Graphic	Symbol	 <p>INCOMPLETE PLAN FOR DESIGN STUDY PRINTED DATE: 28-AUG-2012 Office of Structure Design STATE OF CALIFORNIA</p>
INDEX TO PLANS-E	INDEX TO PLANS TITLE	Graphic	Symbol	<p><u>INDEX TO PLANS</u></p>
JOINT-E	JOINT PROTECTION DET	Graphic	Detail	
LEGEND-E	LEGEND TITLE	Graphic	Title	<p><u>LEGEND</u></p>
LIMITS OF EXCAV AND BACKFILL-E	LIMITS OF EXCAV AND BACKFILL TITLE	Graphic	Title	<p><u>LIMITS OF EXCAVATION AND BACKFILL</u></p>
MAT_L-E	MAT L HAUL EQUIP LOAD	Graphic	Sheet	
MICRO-E	MICROMETER SYMBOL	Graphic	Symbol	
NEW SHAPE-E	NEW BORDER SHAPE	Graphic	Area	










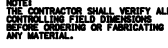
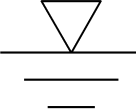
NO ASBLT COR-E	NO AS-BUILT CORRECTIONS	Graphic	Note	
NORTHR-E	NORTH ARROW RDWY	Graphic	Symbol	
NORTHS-E	NORTH ARROW STRUCT	Graphic	Symbol	
NOTE FOR REINF-E	NOTE REINFORCEMENT	Graphic	Note	
N_SEAL-E	NOTE SEAL COURSE	Graphic	Note	
OG-E	ORIG GROUND SYMBOL	Graphic	Symbol	
ONE TO-E	1 TO 50 OR 100 SCALE NOTE	Graphic	Note	1" =
PART ELEVATION-E	PART ELEVATION TITLE	Graphic	Title	<u>PART ELEVATION</u> 1" =
PART-PLAN-E	PART PLAN TITLE	Graphic	Title	<u>PART PLAN</u> 1" =
PART TYPICAL SECTION-E	PART TYPICAL SECTION TITLE	Graphic	Title	<u>PART TYPICAL SECTION</u> 1" =
PLAN-E	PLAN TITLE	Graphic	Title	<u>PLAN</u> 1" =



PM-E	PLUS MINUS SYMBOL	Graphic	Symbol	
POINTB-E	POINT FOR BATCH PLOTTING	Graphic	Symbol	
POINTL-E	LARGE POINT	Point	Symbol	
POINTS-E	SMALL POINT	Point	Symbol	
PROFILE GRADE-E	PROFILE GRADE TITLE	Graphic	Title	<u>PROFILE GRADE</u>
PSNOTE-E	PRESTRESSING NOTES	Graphic	Note	
PWELD-E	PILE WELDING DETAIL	Graphic	Detail	
QUANTITIES-E	QUANTITIES TITLE	Graphic	Title	<u>QUANTITIES</u>
RAIL7L-E	CHAIN LINK RAIL T 7 LT	Graphic	Symbol	
RAIL7R-E	CHAIN LINK RAIL T 7 RT	Graphic	Symbol	
REINFORCEMENT @ DISTANCE-E	REINFORCEMENT WITH DATA FIELD	Graphic	Note	# @

ROUNDELEV-E	TARGET POINT	Graphic	Symbol	
RRNLF-E	RR GENERAL NOTE L F	Graphic	Note	
RRNWS-E	RR GENERAL NOTE W S	Graphic	Note	
RSYM-E	REINF SYMBOL	Graphic	Symbol	
RSYME-E	REINF SYM TEXT EDIT	Graphic	Note	#?? @ ??
SECHLD-E	SECTION HORZ LT DOWN	Graphic	Symbol	
SECHLU-E	SECTION HORIZ LT UP	Graphic	Symbol	
SECHRD-E	SECTION HORIZ RT DOWN	Graphic	Symbol	
SECHRU-E	SECTION HORIZ RT UP	Graphic	Symbol	
SECTION-E	SECTION TITLE	Graphic	Title	<u>SECTION -</u> 1" =
SECVLB-E	SECTION VERT LT BOTTOM	Graphic	Symbol	

SECVLT-E	SECTION VERT LT TOP	Graphic	Symbol	
SECVRB-E	SECTION VERT RT BOTTOM	Graphic	Symbol	
SECVRT-E	SECTION VERT RT TOP	Graphic	Symbol	
SHEAR KEY PLAN-E	SHEAR KEY PLAN TITLE	Graphic	Title	<u>SHEAR KEY PLAN</u> 1" =
SHEAR KEY SECTION-E	SHEAR KEY SECTION TITLE	Graphic	Title	<u>SHEAR KEY SECTION</u> 1" =
SLOPE-E	SYMBOL TOP OR BOT	Graphic	Symbol	
STALSE-E	STA LINE SYMBOL ENGLISH	Graphic	Symbol	§
STALST-E	STA LINE SYM TEXT EDIT	Graphic	Symbol	§ Edit
STANDARD PLANS 2010-E	STANDARD PLANS DATED 2010 TITLE	Graphic	Note	<u>STANDARD PLANS DATED 2010</u>
STA_LS-E	STATION LINE SYMBOL	Graphic	Symbol	§
STDSDD-E	STD SHT AND DET NO DET	Graphic	Symbol	

STDSDG-E	STD SHT AND DET NO GP	Graphic	Symbol	
STEEL-E	STEEL SYM PATTERN	Graphic	Symbol	
STIRSN-E	STIRRUP SPACING NOTE	Graphic	Note	#_ U or U Stirrup Spacing
STLP140KIPS-E	STEEL PILE ANCHOR 140 KIPS	Graphic	Detail	
STLP200KIPS-3	STEEL PILE ANCHOR 200 KIPS	Graphic	Detail	
TERMA-E	ARROW TERMINATOR	Point	Symbol	
TERMAG-ASB-E	AS-BUILT TERMINATOR	Graphic	Symbol	
TERMAG-E	ARROW TERMINATOR GRAPHIC	Graphic	Symbol	
TERMDA-E	DOUBLE ARROW TERM	Point	Symbol	
TERMDAG-ASB-E	AS-BUILT DOUBLE TERMINATOR	Graphic	Symbol	
TERMDAG-E	DOUBLE ARROW TERM GRPH	Graphic	Symbol	

TERMT-E	TILDE TERMINATOR	Point	Symbol	
TERMTG-ASB-E	AS-BUILT TILDE TERMINATOR	Graphic	Symbol	
TERMTG-E	TILDE TERMINATOR GRAPHIC	Graphic	Symbol	
TIEBAR-E	TIE BAR DETAIL	Graphic	Detail	
TRAFIC-E	TRAFFIC ARROW	Graphic	Symbol	
TURNB-E	TURNBUCKLE DETAIL	Graphic	Detail	
TYPICAL SECTION-E	TYPICAL SECTION TITLE	Graphic	Title	
UN_CHK-E	UNCHECKED DETAILS	Graphic	Detail	
VEHIC-E	VEHICLE TRAFFIC NOTE	Graphic	Note	
VERIFY-E	CONTRACTOR VERIFICATION	Graphic	Note	
WATER ELEV-E	WATER ELEVATION SYMBOL	Graphic	Symbol	

WATER STOP-E	WATER STOP	Graphic	Symbol	
WEEP-E	HOLE GEOCOMP DRAIN	Graphic	Detail	
WINGWALL ELEVATION-E	WINGWALL ELEVATION TITLE	Graphic	Title	<u>WINGWALL ELEVATION</u> 1" =
WINGWALL SECTION-E	WINGWALL SECTION TITLE	Graphic	Title	<u>WINGWALL SECTION</u> 1" =