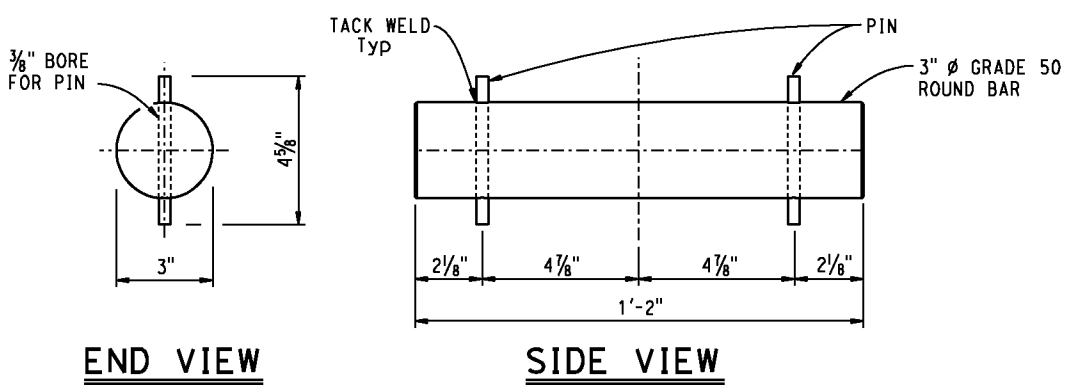
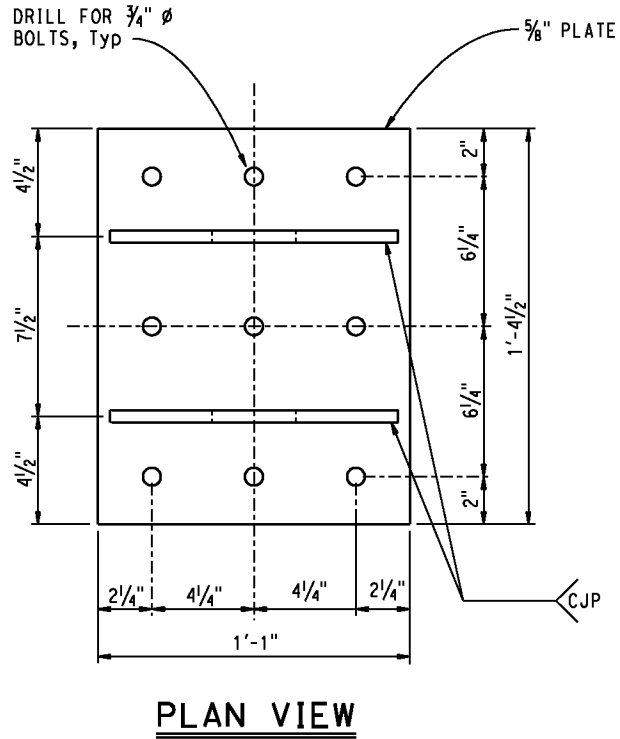


DIST	COUNTY	ROUTE	POST MILES TOTAL PROJECT	SHEET No.	TOTAL SHEETS
X	X	X	X	X	X

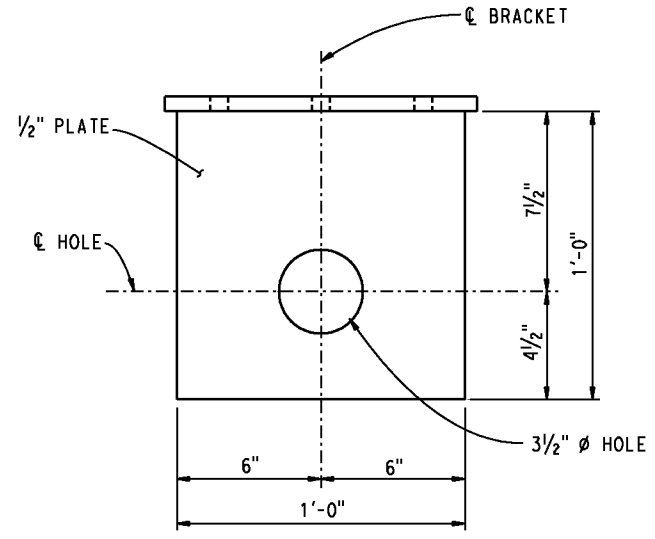
REGISTERED CIVIL ENGINEER	X	DATE
PLANS APPROVAL DATE		

REGISTERED PROFESSIONAL ENGINEER	X
No.	X
Exp.	X
CIVIL	
STATE OF CALIFORNIA	

The State of California or its officers or agents shall not be responsible for the accuracy or completeness of electronic copies of this plan sheet.

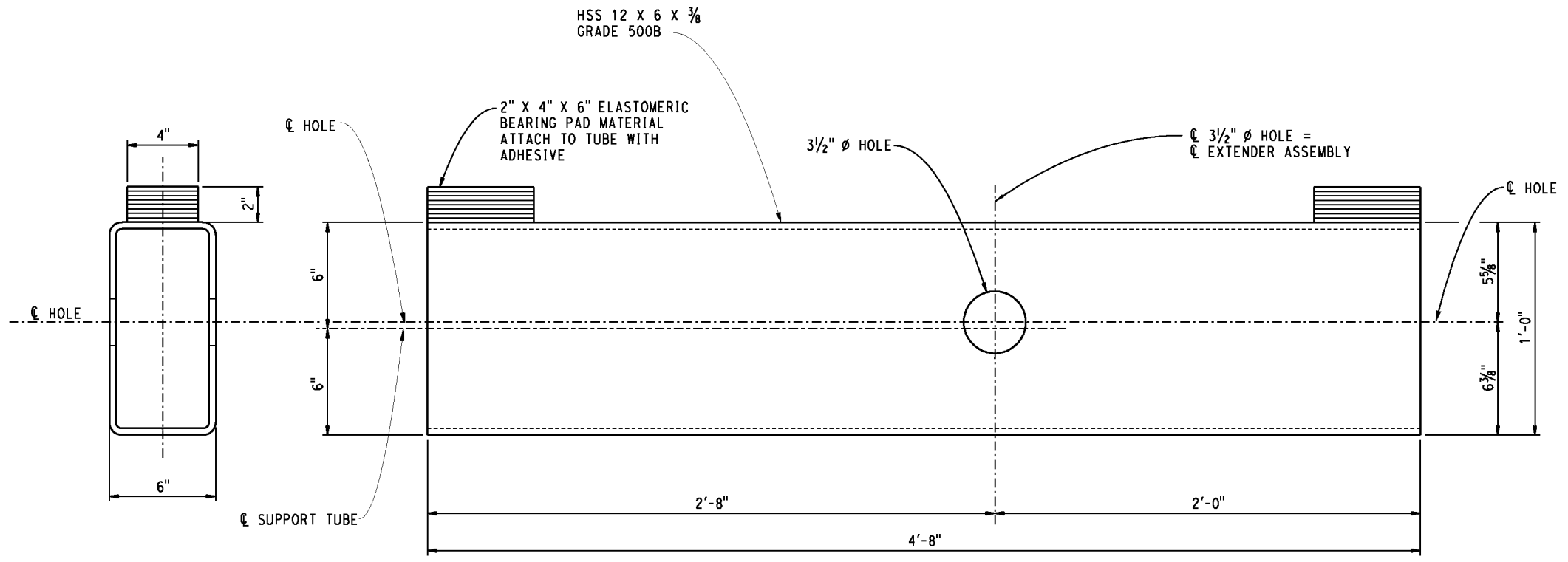


PIN
NO SCALE



BRACKET
3" = 1'-0"

NOTE:
THE CONTRACTOR SHALL VERIFY ALL CONTROLLING FIELD DIMENSIONS BEFORE ORDERING OR FABRICATING ANY MATERIAL.



SUPPORT TUBE
3" = 1'-0"

NOTE:
For details not shown, see xs7-100-1 "SLAB BRIDGE SEAT EXTENDER DETAILS NO. 1", sheet

STANDARD DRAWING	
FILE NO. xs7-100-2	APPROVAL DATE <u>July 2011</u>

STATE OF CALIFORNIA DEPARTMENT OF TRANSPORTATION	DIVISION OF ENGINEERING SERVICES
--	---

BRIDGE NO. X	X
POST MILE X	
SLAB BRIDGE SEAT EXTENDER-DETAILS NO. 2	