

State of California
Department of Transportation
Division of Engineering Services

Office
Engineer

Award Tracker Report

DECEMBER 2008



DECEMBER 2008

Total No Contracts	Total Payment	Total State Payment	Total Federal Payment	Total DVBE Goals	Total DBE Goals	Total Overall Goals
42	\$159,977,867.93	\$20,755,150.28	\$139,222,717.65	\$1,037,757.51	\$0.00	\$1,037,757.51
				5.0%		0.6%
State Contracts	Federal Contracts			Total DVBE Cert	Total DBE Cert	Total Overall Cert
29	13			\$1,060,585.20	\$143,923.50	\$1,204,508.70
				5.1%	0.1%	0.8%

GOALS	NO. OF CONTRACTS	CONTRACT PERCENTAGE	BID AMOUNT	DOLLAR PERCENT
No Goals	13	30.95	139,222,717.65	87.03
<10%	29	69.05	20,755,150.28	12.97
=10%	0	0.00	0.00	0.00
>10%	0	0.00	0.00	0.00
Total	42	100.0%	\$159,977,867.93	100.0%

GOAL RESULTS AT AWARD

No Goals	13	30.95	139,222,717.65	87.03
Good Faith Effort	10	23.81	9,025,493.62	5.64
Goals Met	5	11.90	3,659,514.40	2.29
Goals Exceeded	14	33.33	8,070,142.26	5.04
Total	42	100.0%	\$159,977,867.93	100.0%

GOOD FAITH DENIALS

State Projects	0.0%
Federal Projects	0.0%

DBE/DVBE TOTALS

State Fiscal Year 2008-09

July 1, 2008 - December 31, 2008

Total No Contracts	Total Payment	Total State Payment	Total Federal Payment	Total DVBE Goals	Total DBE Goals *
198	\$1,210,072,336.98	\$324,337,176.67	\$885,735,160.31	\$16,191,552.43	\$0.00

5.0%

State Contracts	Federal Contracts	Total DVBE Cert	Total DBE Cert *
103	95	\$7,171,264.31	\$23,239,618.51

2.2%

2.6%

GOALS	NO. OF CONTRACTS	CONTRACT PERCENTAGE	BID AMOUNT	DOLLAR PERCENT
No Goals	97	48.99	886,241,288.31	73.24
<10%	101	51.01	323,831,048.67	26.76
=10%	0	0.00	0.00	0.00
>10%	0	0.00	0.00	0.00
Total	198	100.0%	\$1,210,072,336.98	100.0%

GOAL RESULTS AT AWARD

No Goals	97	48.99	886,241,288.31	73.24
Good Faith Effort	29	14.65	234,545,761.08	19.38
Goals Met	14	7.07	6,585,525.20	0.54
Goals Exceeded	58	29.29	82,699,762.39	6.83
Total	198	100.0%	\$1,210,072,336.98	100.0%

GOOD FAITH DENIALS

State Projects	0.0%
Federal Projects	0.0%

* Since 05/01/06, the Department of Transportation utilizes race-neutral means to achieve its annual DBE goal. Accordingly, DBE goals are no longer established for individual contracts. However, prime contractors submit DBE participation at contract execution.

STATE FUNDED PROJECTS
 State Fiscal Year 2008-09
 July 1, 2008 - December 31, 2008

Total No Contracts	Total Payment	Total State Payment	Total DVBE Goals	Total Overall Goals
103	\$324,337,176.67	\$324,337,176.67	\$16,191,552.43	\$16,191,552.43
			5.0%	5.0%
			Total DVBE Cert	Total Overall Cert
			\$7,171,264.31	\$7,171,264.31
			2.2%	2.2%

GOALS	NO. OF CONTRACTS	CONTRACT PERCENTAGE	BID AMOUNT	DOLLAR PERCENT
No Goals	2	1.94	506,128.00	0.16
<10%	101	98.06	323,831,048.67	99.84
=10%	0	0.00	0.00	0.00
>10%	0	0.00	0.00	0.00
Total	103	100.0%	\$324,337,176.67	100.0%

GOAL RESULTS AT AWARD

No Goals	2	1.94	506,128.00	0.16
Good Faith Effort	29	28.16	234,545,761.08	72.32
Goals Met	14	13.59	6,585,525.20	2.03
Goals Exceeded	58	56.31	82,699,762.39	25.50
Total	103	100.0%	\$324,337,176.67	100.0%

GOOD FAITH DENIALS

State Projects 0.0%

FEDERAL FUNDED PROJECTS
 FEDERAL FISCAL YEAR 2008-09
 October 1, 2008 - December 31, 2008

<u>Total No Contracts</u>	<u>Total Federal Payment</u>	<u>Total DBE Goals</u>	<u>Total Overall Goals</u>
41	\$586,560,098.45	\$0.00	\$0.00
		0.0%	0.0%
		<u>Total DBE Cert</u>	<u>Total Overall Cert</u>
		\$12,750,234.20	\$12,750,234.20
		2.2%	2.2%


GOALS	NO. OF CONTRACTS	CONTRACT PERCENTAGE	BID AMOUNT	DOLLAR PERCENT
No Goals	41	100.00	586,560,098.45	100.00
<10%	0	0.00	0.00	0.00
=10%	0	0.00	0.00	0.00
>10%	0	0.00	0.00	0.00
Total	<u>41</u>	<u>100.0%</u>	<u>\$586,560,098.45</u>	<u>100.0%</u>

GOAL RESULTS AT AWARD

No Goals	41	100.00	586,560,098.45	100.00
Good Faith Effort	0	0.00	0.00	0.00
Goals Met	0	0.00	0.00	0.00
Goals Exceeded	0	0.00	0.00	0.00
Total	<u>41</u>	<u>100.0%</u>	<u>\$586,560,098.45</u>	<u>100.0%</u>


GOOD FAITH DENIALS

Federal Projects	0	0.0%
------------------	---	------



DISTRICT 03
AWARD TRACKER by District — DECEMBER 2008

Contract Number	Award Date	Dist/Co/Rte/PM	Description of Work	Bid Open Date	Fed Aid	Bond	Contractor	Awarded Amt \$	Subcont DBE/DVBE Goal	Subcontract Amt (\$ Cert)	Ethnic Group	Const Type
03-1E0414	2/23/2008	03-Yol.Sac-80,50-0-0 /3,2.L0.0/R5.4-9.1/9.5	Concrete Median Barrier And Overhead Signs	1/19/2008	X		DE SILVA GATES CONSTRUCTION	30,682,047.00	No Goal			
03-2M2404	2/30/2008	03-Yol-113-R4.9/21.3	Replace Bridge Joint Seals And Apply Methacrylate	2/16/2008			BLAISDELL CONSTRUCTION INC	161,932.40	TITAN DVBE DVBE: 5%	8,096.62 \$8,096.62	DV	7
03-3M0504	2/18/2008	03-Sut.113 R.11.8/14.8	Place Hma Overlay With Digits	12/9/2008			TEICHERT CONSTRUCTION	728,180.50	GLOBAL ENVIRONMENTAL DVBE: 5%	925.00	DV	7
03-3M0604	2/30/2008	03-But-99-4.7/7.7	Replace Asphalt Concrete Surfacing.	2/16/2008			GRANITE CONSTRUCTION COMPANY	358,895.00	ROBERT PENNY THOMAS & PRATT WELLS SWEEPING DVBE: 5%	565.00 2,172.00 5,940.00	DV DV DV	7 7 7
03-3M0704	12/4/2008	03-Gle-162-R45.2/65.5	Chip Seal And Replace Asphalt Concrete Surfacing	1/14/2008			FRANKLIN CONSTRUCTION INC	1,194,549.00	TITAN DVBE DVBE: 5%	61,018.00 \$61,018.00	DV	5
03-3M0804	2/18/2008	03-Sic-49-35.0/47.4	Microsurfacing, Replace Ac Surfacing, And Stripping.	12/3/2008			STEVE MANNING CONSTRUCTION INC	1,073,322.00	TITAN DVBE DVBE: 5%	55,000.00 \$55,000.00	DV	7
03-3M1004	2/22/2008	03-But-32-R15.5/R19.0	Existing Highway To Be Overlayed With Hma And Mbrg. To Be Reconstructed	12/2/2008			STEVE MANNING CONSTRUCTION INC	914,802.00	TITAN DVBE DVBE: 5%	46,000.00 \$46,000.00	DV	7



DISTRICT 03

AWARD TRACKER by District — DECEMBER 2008

Contract Number	Award Date	Dist/Co/Rte/PM	Description of Work	Bid Open Date	Fed Aid	Bond	Contractor	Awarded Amt \$	Subcont DBE/DVBE Goal	Subcont DBE/DVBE Cert	Subcontract Amt (\$ Cert)	Ethnic Group	Const Type
								Average DBE	0.0%	0.0%			
								Average DVBE	5.0%	3.8%			
Total for District 03								\$35,113,727.90		8	\$179,716.62		

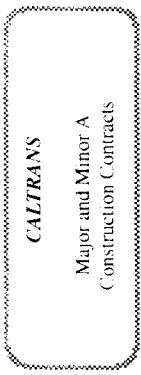
CALTRANS

Major and Minor A
Construction Contracts

DISTRICT 04

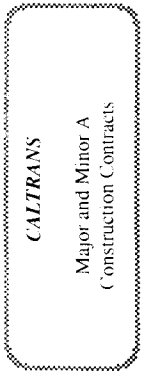
AWARD TRACKER by District --- DECEMBER 2008

Contract Number	Award Date	Dist/Co/Rte/PM	Description of Work	Bid Open Date	Fed Aid	Bond	Contractor	Awarded Amt \$	Subcont DBE/DVBE Goal	Subcontract Amt (\$ Cert)	Ethnic Group	Const Type
04-0A4804	2/12/2008	04-SCI-85,101-R17.8 /R19,6,34,4/38.6	Upgrade Existing Median Barrier	12/3/2008	X		DE SILVA GATES CONSTRUCTION	4,278,594.00	A C DIKE CO	3,451.00	C F	2
04-0E5404	2/15/2008	04-SM-280-R23.2/M 27.2	Place Polyester Concrete Overlay And Replace Joint Seals.	12/3/2008			BAY LINE CUTTING & CORING INC	576,290.00	TITAN DVBE	30,100.00	DV	7
04-0T10U4	2/17/2008	04-Sol-12-12.7/33.2	Rehabilitate Roadway And Widen Roadway And Shoulder.	12/9/2008	X		R G W CONSTRUCTION INC	20,406,397.95	CALIFORNIA GRINDING QUIJMU CONTRACTING, INC.	19,097.00 35,000.00	H F H	7 2
04-1E0404	2/10/2008	04-SM-1-47.8/48.4	Repair Concrete Spalls And Place Polyester Concrete On Deck Surface	1/19/2008			BAY LINE CUTTING & CORING INC	465,625.80	TITAN DVBE	29,200.00	DV	7
04-2L0304	2/16/2008	04-Ala-580-R5.8	Construct Concrete Barrier And Thrie Beam Barrier.	12/3/2008			COAST CONSTRUCTION INC	136,950.00	PAVING NET CONTRACTOR	12,900.00	DV	7
04-3S5634	2/11/2008	04-Mm-1-17.5	Install Rock Slope Protection, Replace Pavement And Drainage System.	2/11/2008	X		CIMARRON INC	201,171.50				



DISTRICT 04
AWARD TRACKER by District — DECEMBER 2008

Contract Number	Award Date	Dist/Co/Rte/PM	Description of Work	Bid Open Date	Fed Aid	Bond	Contractor	Awarded Amt \$	Subcont DBE/DVBE Goal	Subcont DBE/DVBE Cert	Subcontract Amt (\$ Cert)	Ethnic Group	Const Type
04-444214	2/10/2008	04-Nap-121-0.5/3.3	Widen Shoulder, Realign Horizontal Curves, And Realign Duhig Road.	0/21/2008	X		NORTH BAY CONSTRUCTION INC	6,487,321.00	No Goal	1.2%	76,575.00	C	F 5
Total for District 04											\$206,323.00		



DISTRICT 05
AWARD TRACKER by District — DECEMBER 2008

Contract Number	Award Date	Dist/Co/Rte/PM	Description of Work	Bid Open Date	Fed Aid	Bond	Contractor	Awarded Amt \$	Subcont DBE/DVBE Cert	Subcontract Amt (\$ Cert)	Ethnic Group	Const Type
05-0L2304	2/31/2008	05-Mon-198-36.8/37.5	Correct Vertical Curve	2/16/2008			M G E UNDERGROUND INC	562,627.10				
									DVBE: 5%			
05-0M7704	2/10/2008	05-Mon-101-R46.1/140.5	Install Metal Beam Guard Railing And Place Hot Mix Asphalt Dike.	12/2/2008	X		CENTRAL FENCE CO	579,957.50				
									No Goal			
05-0Q0804	2/19/2008	05-SBt-101.129-5.2.00	Bridges To Be Painted At Three Locations	11/4/2008			CHANNEL COAST CORPORATION	663,741.96	GLOBAL ENVIRONMENTAL THOMAS & PRATT	21,109.00 16,000.00	DV DV	7 5
									DVBE: 5%	\$37,109.00		
Average DBE									0.0%			
Average DVBE									5.0%			
Total for District 05										\$1,806,326.56	2	\$37,109.00

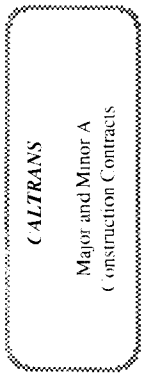
CALTRANS

Major and Minor A
Construction Contracts

DISTRICT 07

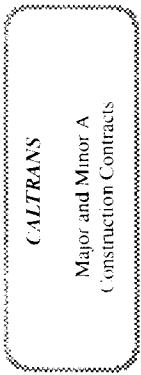
AWARD TRACKER by District — DECEMBER 2008

Contract Number	Award Date	Dist/Co/Rte/PM	Description of Work	Bid Open Date	Fed Aid	Bond	Contractor	Awarded Amt \$	Subcontract Goal	Subcontract DBE/DVBE Cert	Subcontract Amt (\$ Cert)	Ethnic Group	Const Type
07-119734	2/29/2008	07-LA-2-R41.1/46.8	Replace And Upgrade Bridge Railing.	2/11/2008			SOUTHLAND CONSTRUCTION	886,360.00	LAUER & LOPAT PACIFIC		44,050.00	DV	7
									DVBE: 5%	5.0%	\$44,050.00		
07-1M4104	12/2/2008	07-LA-210-R34.2/R44.6	Replace Joint Seals	1/20/2008			BUGLER CONSTRUCTION	338,475.00	GLOBAL ENVIRONMENTAL THOMAS & PRATT		6,010.00 12,600.00	DV DV	7 5
									DVBE: 5%	5.5%	\$18,610.00		
07-2Y4804	12/5/2008	07-LA-710-18.2/R20.5	Cold Plane Ac Pavement And Rhma Overlay	1/26/2008			ORTIZ ASPHALT PAVING INC	854,865.25	GLOBAL ENVIRONMENTAL		575.00	DV	7
									DVBE: 5%	0.1%	\$575.00		
07-3Y2304	2/29/2008	07-LA-18-0/0/4.5	Overlay Existing Pavement With Rubberized Hma (gap Graded).	2/11/2008			GRANITE CONSTRUCTION COMPANY	781,885.00					
									DVBE: 5%				
07-3Y2604	2/23/2008	07-LA-405-13.3/14.7	Cold Plane Ac Pvmnt And Place Rubberized Hma (gap Graded).	2/11/2008			ALL AMERICAN ASPHALT	1,007,000.00	PAR & SON INC		139,500.00	DV	7
									DVBE: 5%	13.9%	\$139,500.00		
07-3Y4704	2/18/2008	07-LA-1-50.8/56.5	Cold Plane Ac Pavement And Place Rubberized Hot Mix Asphalt.	12/4/2008			ORTIZ ASPHALT PAVING INC	1,486,399.87	GLOBAL ENVIRONMENTAL		1,360.00	DV	7
									DVBE: 5%	0.1%	\$1,360.00		




DISTRICT 07
AWARD TRACKER by District — DECEMBER 2008

Contract Number	Award Date	Dist/Co/Rte/PM	Description of Work	Bid Open Date	Fed Aid	Bond	Contractor	Awarded Amt \$	Subcont DBE/DVBE Goal	Cert	Subcontract Amt (\$ Cert)	Ethnic Group	Const Type
07-4L9404	2/29/2008	07-LA-105-R8.5/R15 8	Repair Spall, Replace Joint Seals And Joint Seal Assembly.	2/11/2008			J MC LOUGHLIN ENGINEERING CO INC	155,118.00	LAUER & LOPAT PACIFIC TITAN DVBE		440.00 1,500.00	DV DV	7 5
									DVBE: 5%	1.3%	\$1,940.00		
07-4S7204	2/10/2008	07-LA-105-R4.1	Construct Slope Paving	1/20/2008			BELAIRE-WEST LANDSCAPE INC	298,060.00	JAC SERVICES GLOBAL ENVIRONMENTAL		12,100.14 2,895.00	DV DV	6 7
									DVBE: 5%	5.0%	\$14,995.14		
Average DBE													
Average DVBE									5.0%	3.8%			
Total for District 07								\$5,807,683.12	10		\$221,030.14		



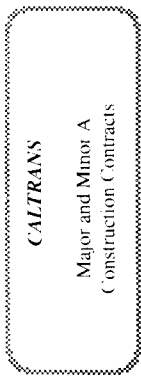
DISTRICT 08
AWARD TRACKER by District — DECEMBER 2008

Contract Number	Award Date	Dist/Co/Rte/PM	Description of Work	Bid Open Date	Fed Aid	Bond	Contractor	Awarded Amt \$	Subcont DBE/DVBE Goal	Cert	Subcontract Amt (\$ Cert)	Ethnic Group	Const Type
08-0C8104	12/3/2008	08-SBd-15-64-5/68.7	Upgrade Median Barrier And Pave Median	1/21/2008	X		SECURITY PAVING COMPANY INC	3,672,816.70	NONE REPORTED				
									No Goal				
08-0H9904	2/12/2008	08-Riv-10-R52.3/R57.0	Install Median Barrier	12/4/2008	X		D C HUBBS CONSTRUCTION	961,927.00	NONE REPORTED				
									No Goal				
08-0I1104	12/3/2008	08-Riv-74-0-0/11.8	Ground In Centerline Rumble Strip	1/13/2008			STERND AHL ENTERPRISES INC	182,277.50	JAMES DAVID LAWRENCE		15,068.40	DV	7
									DVBE: 5%	8.3%	\$15,068.40		
08-0L2204	2/19/2008	08-Riv-86S-R2.4/R9.5	Bridge Decks To Be Treated With Methacrylate.	12/4/2008			DEBRUIN CONSTRUCTION INC	173,965.10	GLOBAL ENVIRONMENTAL		525.00	DV	7
									DVBE: 5%	0.3%	\$525.00		
08-0L6504	2/29/2008	08-Riv-62-0.5/4.2	Cold Plane And Rhma (g) Overlay	2/11/2008			SKANSKA USA CIVIL WEST CALIFORNIA DISTRICT INC	1,398,360.00	GLOBAL ENVIRONMENTAL F & L FUEL & LUBRICANTS		28,053.24 42,000.00	DV DV	7 7
									DVBE: 5%	5.0%	\$70,053.24		
08-0M1604	2/19/2008	08-Riv-60-22.2/26.5	Install Rumble Strips, Striping And Pavement Markers	12/4/2008			CAL STRIPE INC	144,480.00	JAMES DAVID LAWRENCE GLOBAL ENVIRONMENTAL		8,460.00 625.00	DV DV	7 7
									DVBE: 5%	6.3%	\$9,085.00		
08-227004	12/3/2008	08-SBd-18,38-44,2/4.7,59.5/59.3	Replace Bridge And Realign Roadway	1/20/2008	X		F C I CONSTRUCTORS INC	39,371,679.00	A C DIKE CO		9,800.50	C	F 2
									No Goal	0.0%	\$9,800.50		




DISTRICT 08
AWARD TRACKER by District — DECEMBER 2008

Contract Number	Award Date	Dist/Co/Rte/PM	Description of Work	Bid Open Date	Fed Aid	Bond	Contractor	Awarded Amt \$	Subcont DBE/DVBE Goal	Subcont DBE/DVBE Cert	Subcontract Amt (\$ Cert)	Ethnic Group	Const Type
								Average DBE	0.0%	0.0%			
								Average DVBE	5.0%	5.0%			
								\$45,905,505.30					\$104,532.14
Total for District 08													
										9			




DISTRICT 09
AWARD TRACKER by District — DECEMBER 2008

Contract Number	Award Date	Dist/Co/Rte/PM	Description of Work	Bid Open Date	Fed Aid	Bond	Contractor	Awarded Amt \$	Subcont DBE/DVBE Goal	Subcont DBE/DVBE Cert	Subcontract Amt (\$ Cert)	Ethnic Group	Const Type
09-339104	2/19/2008	09-Iny-Mno-6,168-Va r	Resurface Roadway With Asphalt Rubber Seal Coat And Flush Coat	12/3/2008			INTERNATIONAL SURFACING SYSTEMS	2,037,374.80	ROBERT PENNY		1,000.00	DV	7
									DVBE: 5%	0.0%	\$1,000.00		
09-339304	2/19/2008	09-Iny-6,168,395-Var	Hot Mix Asphalt (open Graded) Thin Blanket Overlay At Four Locations	12/9/2008			GRANITE CONSTRUCTION COMPANY	1,280,549.00	PAR & SON INC GRACE / TITAN DVBE		303,900.00 5,865.00	DV DV	7 7
									DVBE: 5%	24.2%	\$309,769.00		
Average DBE													
Average DVBE									5.0%	12.1%			
Total for District 09								\$3,317,923.80	3		\$310,769.00		



DISTRICT 10
AWARD TRACKER by District — DECEMBER 2008

Contract Number	Award Date	Dist/Co/Rte/PM	Description of Work	Bid Open Date	Fed Aid	Bond	Contractor	Awarded Amt \$	Subcont DBE/DVBE Goal	Subcontract Amt (\$ Cert)	Ethnic Group	Const Type	
10-0N1404	12/3/2008	10-Ala-580-R1.5/R8.7	Install Traffic Management System Electrical Elements	1/19/2008			PRISM ENGINEERING INC	561,566.00	GLOBAL ENVIRONMENTAL NITTA EROSION CONTROL KEYORK DOUZADJIAN	7,397.00 13,239.60 10,500.00	DV DV DV	7 6 3	
									DVBE: 5%	\$31,136.60			
10-0N9504	2/16/2008	10-Sta-132-14-7	Construct Left-turn Channelization	1/18/2008			RICHARD A HEAPS ELECTRICAL CONTRACTOR INC	251,376.00	GLOBAL ENVIRONMENTAL JAMES DAVID LAWRENCE	705.00 24,375.20	DV DV	7 7	
									DVBE: 5%	\$25,080.20			
									Average DBE	5.0%	7.8%		
									Average DVBE	5	\$56,216.80		
									Total for District 10				



DISTRICT 11

AWARD TRACKER by District — DECEMBER 2008

Contract Number	Award Date	Dist/Co/Rte/PM	Description of Work	Bid Open Date	Fed Aid	Bond	Contractor	Awarded Amt \$	Subcont DBE/DYBE Goal	Subcont DBE/DYBE Cert	Subcontract Amt (\$ Cert)	Ethnic Group	Const Type
-----------------	------------	----------------	---------------------	---------------	---------	------	------------	----------------	-----------------------	-----------------------	---------------------------	--------------	------------

11-2T0104	2/17/2008	11-SD-52-26.1/28.6	Construct A Four Lane Divided Freeway	1/20/2008	X		F C I CONSTRUCTORS INC	27,549,289.00	NONE REPORTED				
-----------	-----------	--------------------	---------------------------------------	-----------	---	--	------------------------	---------------	---------------	--	--	--	--


No Goal

Average DBE 0.0%

Average DYBE \$27,549,289.00

Total for District 11

i



DISTRICT 12
AWARD TRACKER by District — DECEMBER 2008

Contract Number	Award Date	Dist/Co/Rte/PM	Description of Work	Bid Open Date	Fed Aid	Bond	Contractor	Awarded Amt \$	Subcont DBE/DVBE Goal	Subcontract DBE/DVBE Cert	Subcontract Amt (\$ Cert)	Ethnic Group	Const Type	
12-018304	2/18/2008	12-Ora-74-3.4/8.0	Clean, Repair, And Line Culverts.	12/4/2008			ZONDIROS CORPORATION	193,940.00	TITAN DVBE		10,700.00	DV	7	
									DVBE: 5%	5.5%	\$10,700.00			
									Average DBE					
									Average DVBE	5.0%	5.5%			
									\$193,940.00	1	\$10,700.00			
Total for District 12														
									Average DBE	0.0%	0.1%			
									Average DVBE	5.0%	5.2%			
Total for State									50		\$1,204,508.70			

AVERAGE DAYS TO AWARD
(PER MONTH AND FISCAL YEAR)

December 2008

	No. Contracts		No. Contracts		No. Contracts		No. Contracts	
	<u>2002/03</u>	<u>Awarded</u>	<u>2003/04</u>	<u>Awarded</u>	<u>2004/05</u>	<u>Awarded</u>	<u>2005/06</u>	<u>Awarded</u>
July	31.35	23	27.40	20	15.21	19	27.62	21
August	33.56	34	27.10	21	20.29	28	24.44	36
September	25.62	29	27.48	27	37.41	34	20.80	40
October	24.21	42	37.18	22	13.96	23	24.24	58
November	25.80	35	27.45	20	23.67	15	27.34	58
December	22.25	53	29.14	22	24.05	19	24.57	37
January	36.77	22	37.86	14	21.00	13	44.26	27
February	29.61	31	37.50	12	18.93	27	33.10	51
March	32.42	19	27.74	38	17.14	28	48.59	44
April	20.95	20	18.16	67	21.35	69	14.92	52
May	15.77	81	18.28	76	16.23	77	14.34	89
June	<u>26.02</u>	<u>94</u>	<u>26.31</u>	<u>94</u>	<u>15.94</u>	<u>67</u>	<u>16.54</u>	<u>82</u>
FY Average	27.03	483	29.72	433	20.43	419	26.73	595

	No. Contracts		No. Contracts		No. Contracts	
	<u>2006/07</u>	<u>Awarded</u>	<u>2007/08</u>	<u>Awarded</u>	<u>2008/09</u>	<u>Awarded</u>
July	14.70	23	14.32	25	13.86	21
August	14.51	51	20.74	53	15.79	33
September	13.75	69	17.04	50	18.02	45
October	15.63	43	17.17	30	19.97	34
November	17.00	43	13.25	32	14.74	23
December	12.18	39	16.44	39	16.29	42
January	12.69	29	13.57	30		
February	29.09	35	14.41	41		
March	16.93	40	13.85	54		
April	14.92	68	16.78	107		
May	12.21	97	16.75	134		
June	<u>18.25</u>	<u>91</u>	<u>19.48</u>	<u>80</u>		
FY Average	15.99	628	16.48	675	16.44	198